

HISTORY INFORMATION FOR THE FOLLOWING MANUAL:

SERVICE MANUAL

DA-4 CHASSIS

<u>MODEL NAME</u>	<u>REMOTE COMMANDER</u>	<u>DESTINATION</u>	<u>CHASSIS NO.</u>
KV-32HS500	RM-Y186	US	SCC-S66A-A
KV-32HS500	RM-Y186	CND	SCC-S70A-A
KV-32HV600	RM-Y187	US	SCC-S66B-A
KV-34DRC500	RM-Y186	LATIN NORTH	SCC-S71A-A
KV-34DRC500	RM-Y186	LATIN SOUTH	SCC-S71B-A
KV-34XBR800	RM-Y188	US	SCC-S66F-A
KV-34XBR800	RM-Y188	CND	SCC-S70D-A
KV-36HS500	RM-Y186	US	SCC-S66C-A
KV-36HS500	RM-Y186	CND	SCC-S70B-A
KV-36HS500	RM-Y186	HAWAII	SCC-S69B-A
KV-36XBR800	RM-Y187	US	SCC-S66D-A
KV-36XBR800	RM-Y187	CND	SCC-S70C-A
KV-36XBR800	RM-Y187	HAWAII	SCC-S69C-A
KV-38DRC500	RM-Y186	LATIN NORTH	SCC-S71C-A
KV-38DRC500	RM-Y186	LATIN SOUTH	SCC-S71D-A
KV-40XBR800	RM-Y187	US	SCC-S66E-A
KV-40XBR800	RM-Y187	CND	SCC-S70E-A
KV-40XBR800	RM-Y187	HAWAII	SCC-S69A-A
KV-42DRC800	RM-Y187	LATIN NORTH	SCC-S71E-A

ORIGINAL MANUAL ISSUE DATE: 4/2002

ALL REVISIONS AND UPDATES TO THE ORIGINAL MANUAL ARE APPENDED TO THE END OF THE PDF FILE.

 : CORRECTED ITEM


REVISION DATE	REVISION TYPE	SUBJECT
4/2002		No revisions or updates are applicable at this time.
6/2002		Reissue Complete Manual as -02 Added Service Data Lists for 34", 36", 38", 40", and 42" models Revised Schematics and PWBs Updated Electrical Parts List Added Control Door installation and disassembly instructions
11/2002	Correction - 1	M Board P/N corrected on parts list
6/2003	Correction - 2	Replaced P. 339-341 of CH and CX Parts List - J9001 added.

TRINITRON® COLOR TELEVISION
SONY®

SERVICE MANUAL

DA-4 CHASSIS

<u>MODEL NAME</u>	<u>REMOTE COMMANDER</u>	<u>DESTINATION</u>	<u>CHASSIS NO.</u>
KV-32HS500	RM-Y186	US	SCC-S66A-A
KV-32HS500	RM-Y186	CND	SCC-S70A-A
KV-32HV600	RM-Y187	US	SCC-S66B-A
KV-34DRC500	RM-Y186	LATIN NORTH	SCC-S71A-A
KV-34DRC500	RM-Y186	LATIN SOUTH	SCC-S71B-A
KV-34XBR800	RM-Y188	US	SCC-S66F-A
KV-34XBR800	RM-Y188	CND	SCC-S70D-A
KV-36HS500	RM-Y186	US	SCC-S66C-A
KV-36HS500	RM-Y186	CND	SCC-S70B-A
KV-36HS500	RM-Y186	HAWAII	SCC-S69B-A
KV-36XBR800	RM-Y187	US	SCC-S66D-A
KV-36XBR800	RM-Y187	CND	SCC-S70C-A
KV-36XBR800	RM-Y187	HAWAII	SCC-S69C-A
KV-38DRC500	RM-Y186	LATIN NORTH	SCC-S71C-A
KV-38DRC500	RM-Y186	LATIN SOUTH	SCC-S71D-A
KV-40XBR800	RM-Y187	US	SCC-S66E-A
KV-40XBR800	RM-Y187	CND	SCC-S70E-A
KV-40XBR800	RM-Y187	HAWAII	SCC-S69A-A
KV-42DRC800	RM-Y187	LATIN NORTH	SCC-S71E-A



KV-32HS500



RM-Y186

TRINITRON® COLOR TELEVISION
SONY®

TABLE OF CONTENTS

SECTION TITLE	PAGE	SECTION TITLE	PAGE
Specifications	4	4-1.6. Resetting the MID NVM Data	24
Warnings and Cautions	6	4-1.7. Resetting the System NVM Data	24
Safety Check-Out	7	4-1.8. Copy Function	24
Self-Diagnostic Function	8	4-2. Memory Write Confirmation Method	25
1. Disassembly		4-3. Remote Adjustment Buttons and Indicators	25
1-1. Rear Cover Removal	11	4-4. Service Data Lists	26
1-2. Chassis Assembly Removal	11	4-4.1. KV-32HS500\34DRC500 Service Data Lists	26
1-3. Service Position	11	4-4.2. KV-32HV600 Service Data Lists	58
1-4. Picture Tube Removal	12	4-4.3. KV-34XBR800 Service Data Lists	91
Anode Cap Removal Procedure	12	4-4.4. KV-36HS500\38DRC500 Service Data Lists	123
2. Set-Up Adjustments		4-4.5. KV-36XBR800 Service Data Lists	156
2-1. Beam Landing	13	4-4.6. KV-40XBR800/42DRC800 Service Data Lists	189
2-2. V-PIN and V-CEN Adjustment	14	4-5. ID Map Table	222
2-3. Convergence	14	5. Diagrams	
2-3.1. Vertical and Horizontal Static Convergence	14	5-1. Circuit Boards Location	224
2-3.2. Operation of BMC (Hexapole) Magnet	14	5-2. Printed Wiring Board and	
2-3.3. TLH Plate Adjustment	14	Schematic Diagrams Information	224
2-3.4. Screen-Corner Convergence	15	5-3. Block Diagram and Schematics	225
2-3.5. Dynamic Convergence Adjustments	15	Block Diagrams	225
2-4. Focus	16	D Board	229
2-4.1. Dynamic Focus/Dynamic Quadra-Pole Data	16	M Board	233
2-5. Screen (G2)	17	U Board	238
2-6. Picture Quality Adjustments	17	MS1 Board	240
2-6.1. Video Input - Sub Contrast Adjustment	17	HM Board	244
2-6.2. Video Input - Sub Hue/Sub Color Adjustment	17	UD Board	246
2-6.3. RF Input - Two Picture Sub Contrast Adjustment	18	A Board	248
2-6.4. RF Input - Sub Hue/Sub Color Adjustment	18	B Board	252
2-7. White Balance (CRT) and Sub Bright Adjustment	19	DH Board	260
2-7.1. Color Offset Adjustment Procedure	19	HB Board	262
2-8. H Raster Center Adjustment	19	HC Board	264
2-9. Picture Distortion Adjustments	20	HA Board	266
2-9.1. NTSC (DRC) Full Mode Adjustment	20	CH Board	267
2-9.2. 1080i HD Mode Adjustment	20	CX Board	269
2-9.3. Vertical Compressed Mode Check and		W Board	271
Confirmation (For 4 x 3 CRT Only)	21	5-4. Semiconductors	273
2-9.4. Twin Mode/Favorite/Index/Normal Mode		6. Exploded Views	
Geometry Confirmation	21	6-1. Chassis (KV-32HS500/32HV600/34DRC500)	275
3. Safety Related Adjustments		6-2. Picture Tube (KV-32HS500/32HV600/34DRC500)	276
3-1. Preparation Before Confirmation	22	6-3. Chassis (KV-34XBR800)	277
3-1.1. Hold-Down Operation Confirmation	22	6-4. Picture Tube (KV-34XBR800)	278
3-2. B+ Max Confirmation	22	6-5. Beznet (KV-34XBR800)	279
3-3. HV Service Flowchart	23	6-6. Chassis (KV-36HS500/38DRC500)	280
4. Circuit Adjustments		6-7. Picture Tube (KV-36HS500/38DRC500)	281
4-1. Setting Service Adjustment Mode	24	6-8. Chassis (KV-36XBR800)	282
4-1.1. Service Adjustment Mode In	24	6-9. Picture Tube (KV-36XBR800)	283
4-1.2. Service Adjustment Mode Memory	24	6-10. Chassis (KV-40XBR800/42DRC800)	284
4-1.3. Reading the Memory	24	6-11. Picture Tube (KV-40XBR800/42DRC800)	285
4-1.4. Adjusting the Picture	24	7. Electrical Parts List	286
4-1.5. Resetting the Data	24		

SPECIFICATIONS

	KV-32HS500 KV-32HV600 KV-34DRC500	KV-34XBR800	KV-36HS500	KV-36XBR800	KV-38DRC500	KV-40XBR800	KV-42DRC800
Power Requirements	120V, 60Hz						
Number of Inputs/Outputs							
Video ¹⁾	4						
S Video ²⁾	3						
Y,PB, PR ³⁾	2						
Audio ⁴⁾	7						
Audio Out ⁵⁾	1						
Monitor Out	1						
Control-S (In/Out)	YES						
Memory Stick	YES						
DVI-HDTV ⁶⁾	1						
Speaker Output (W)	7.5W x 2 15W Subwoofer	15W x 2 15W Subwoofer	7.5W x 2 15W Subwoofer	7.5W x 2 15W Subwoofer			
Power Consumption (W)	280W						
In Use (Max)	1W						
In Standby							
Dimensions (W x H x D)							
mm	898 x 689 x 608 mm	994 x 622 x 591.3 mm	1017 x 760 x 643 mm	1020 x 790 x 639 mm		1093 x 836 x 655 mm	
in	35 ³ / ₈ x 27 ¹ / ₈ x 24 in	39 ³ / ₁₆ x 24 ¹ / ₂ x 23 ⁵ / ₁₆ in	40 x 30 x 25 ³ / ₈ in	40 ¹ / ₈ x 31 ¹ / ₈ x 25 ¹ / ₈ in		43 ¹ / ₈ x 33 x 26 ¹ / ₈ in	
Mass							
kg	80 kg	93 kg	104.3 kg	109 kg		136 kg	
lbs	176.5 lbs	206 lbs	230 lbs	240 lbs		300 lbs	

- 1) 1 Vp-p 75 ohms unbalanced, sync negative
2) Y: 1 Vp-p 75 ohms unbalanced, sync negative
C: 0.286 Vp-p (Burst signal), 75 ohms
3) Y: 1.0 Vp-p, 75 ohms unbalanced, sync negative;
PB: 0.7 Vp-p, 75 ohms
PR: 0.7 Vp-p, 75 ohms
4) 500 mVrms (100% modulation), Impedance: 47 kilohms
5) More than 408 mVrms at the maximum volume setting (variable)
More than 408 mVrms (fix); Impedance (output): 2 kilohms
6) 3.3V T.M.D.S., 50 ohms



TruSurround is a trademark of SRS Labs, Inc. SRS and the SRS symbol are registered trademarks of SRS Labs, Inc. in the United States and in select foreign countries. SRS and TruSurround are incorporated under license from SRS Labs, Inc. and are protected under United States Patent Nos. 4,748,669 and 4,841,572 with numerous additional issued and pending foreign patents. Purchase of this product does not convey the right to sell recordings made with the TruSurround technology.

● SRS (SOUND RETRIEVAL SYSTEM)

The ● SRS (SOUND RETRIEVAL SYSTEM) is manufactured by Sony Corporation under license from SRS Labs, Inc. It is covered by U.S. Patent No. 4,748,669. Other U.S. and foreign patents pending.

The word 'SRS' and the SRS symbol ● are registered trademarks of SRS Labs, Inc. BBE and BBE symbol are trademarks of BBE Sound, Inc. and are licensed by BBE Sound, Inc. under U.S. Patent No. 4,638,258 and 4,482,866.

Television system

American TV standard, NTSC

Channel coverage

VHF: 2-13/ UHF: 14-69/ CATV: 1-125

Picture tube

Flat Trinitron[®] tube

Visible screen size

32-inch picture measured diagonally (KV-32HS500/32HV600/34DRC500/Only)

34-inch picture measured diagonally (KV-34XBR800 Only)

36-inch picture measured diagonally (KV-36HS500/36XBR800/38DRC500 Only)

40-inch picture measured diagonally (KV-40XBR800/42DRC500 Only)

Actual screen size

34-inch measured diagonally (KV-32HS500/32HV600/34DRC500/Only)

36-inch measured diagonally (KV-34XBR800 Only)

38-inch measured diagonally (KV-36HS500/36XBR800/38DRC500 Only)

42-inch measured diagonally (KV-40XBR800/42DRC500 Only)

Antenna

75 ohm external terminal for VHF/UHF

Supplied Accessories

Remote Commander RM-RM-Y186 (KV-32HS500/34DRC500/36HS500/38DRC500 Only)

Remote Commander RM-RM-Y187 (KV-32HV600/36XBR800/40XBR800/42DRC800 Only)

Remote Commander RM-RM-Y188 (KV-34XBR800 Only)

Two Size AA (R6) Batteries

Optional Accessories

Connecting cables: RK-74A, VMC-810S/820/830HGS, VMC-720M, VMC-810S/820S, YC-15V/30V, YC-15/30HG, RKG69HG, RKC-515HG
(KV-32HS500/32HV600/34DRC500/34XBR800/36HS500/36XBR800/38DRC500 Only)

Connecting cables: VMC-10/30HG, VMC-810S/820/830HGS, VMC-810S/820S, RKG69HG, RKC-515HG
(KV-40XBR800/42DRC500 Only)

AV Cable: VMC-810/820/830 HG (KV-34XBR800 Only)

Audio Cable: RKC-515HG (KV-34XBR800 Only)

S-LINK Cable: RK-G69HG

Component Video Cable: VMC-10/30 HG

U/V mixer: EAC-66

(KV-32HS500/32HV600/34DRC500/34XBR800/36HS500/36XBR800/38DRC500 Only)

TV Stand: SU-32HS2 (KV-32HS500/32HV600 Only)

TV Stand: SU-34HD2 (KV-34XBR800 Only)

TV Stand: SU-36HS2 (KV-36HS500 Only)

TV Stand: SU-36XBR45 (KV-36XBR800/38DRC500 Only)

TV Stand: SV-40XBR7 (KV-40XBR800/42DRC500 Only)

WARNINGS AND CAUTIONS

CAUTION


Short circuit the anode of the picture tube and the anode cap to the metal chassis, CRT shield, or carbon painted on the CRT, after removing the anode.

WARNING!!

An isolation transformer should be used during any service to avoid possible shock hazard, because of live chassis. The chassis of this receiver is directly connected to the ac power line.



SAFETY-RELATED COMPONENT WARNING!!

Components identified by shading and  mark on the schematic diagrams, exploded views, and in the parts list are critical for safe operation. Replace these components with Sony parts whose part numbers appear as shown in this manual or in supplements published by Sony. Circuit adjustments that are critical for safe operation are identified in this manual. Follow these procedures whenever critical components are replaced or improper operation is suspected.


ATTENTION!!

Après avoir déconnecté le cap de l'anode, court-circuiter l'anode du tube cathodique et celui de l'anode du cap au châssis métallique de l'appareil, ou la couche de carbone peinte sur le tube cathodique ou au blindage du tube cathodique.

Afin d'éviter tout risque d'électrocution provenant d'un châssis sous tension, un transformateur d'isolement doit être utilisé lors de tout dépannage. Le châssis de ce récepteur est directement raccordé à l'alimentation du secteur.



ATTENTION AUX COMPOSANTS RELATIFS A LA SECURITE!!

Les composants identifiés par une trame et par une marque  sur les schémas de principe, les vues explosées et les listes de pièces sont d'une importance critique pour la sécurité du fonctionnement. Ne les remplacer que par des composants Sony dont le numéro de pièce est indiqué dans le présent manuel ou dans des suppléments publiés par Sony. Les réglages de circuit dont l'importance est critique pour la sécurité du fonctionnement sont identifiés dans le présent manuel. Suivre ces procédures lors de chaque remplacement de composants critiques, ou lorsqu'un mauvais fonctionnement suspecte.

SAFETY CHECK-OUT

After correcting the original service problem, perform the following safety checks before releasing the set to the customer:

1. Check the area of your repair for unsoldered or poorly soldered connections. Check the entire board surface for solder splashes and bridges.
2. Check the interboard wiring to ensure that no wires are "pinched" or touching high-wattage resistors.
3. Check that all control knobs, shields, covers, ground straps, and mounting hardware have been replaced. Be absolutely certain that you have replaced all the insulators.
4. Look for unauthorized replacement parts, particularly transistors, that were installed during a previous repair. Point them out to the customer and recommend their replacement.
5. Look for parts which, though functioning, show obvious signs of deterioration. Point them out to the customer and recommend their replacement.
6. Check the line cords for cracks and abrasion. Recommend the replacement of any such line cord to the customer.
7. Check the B+ and HV to see if they are specified values. Make sure your instruments are accurate; be suspicious of your HV meter if sets always have low HV.
8. Check the antenna terminals, metal trim, "metallized" knobs, screws, and all other exposed metal parts for AC leakage. Check leakage as described below.

Leakage Test

The AC leakage from any exposed metal part to earth ground and from all exposed metal parts to any exposed metal part having a return to chassis, must not exceed 0.5 mA (500 microamperes). Leakage current can be measured by any one of three methods.

1. A commercial leakage tester, such as the Simpson 229 or RCA WT-540A. Follow the manufacturers' instructions to use these instructions.
2. A battery-operated AC milliampmeter. The Data Precision 245 digital multimeter is suitable for this job.
3. Measuring the voltage drop across a resistor by means of a VOM or battery-operated AC voltmeter. The "limit" indication is 0.75 V, so analog meters must have an accurate low voltage scale. The Simpson's 250 and Sanwa SH-63TRD are examples of passive VOMs that are suitable. Nearly all battery-operated digital multimeters that have a 2 VAC range are suitable (see Figure A).

How to Find a Good Earth Ground

A cold-water pipe is a guaranteed earth ground; the cover-plate retaining screw on most AC outlet boxes is also at earth ground. If the retaining screw is to be used as your earth ground, verify that it is at ground by measuring the resistance between it and a cold-water pipe with an ohmmeter. The reading should be zero ohms.

If a cold-water pipe is not accessible, connect a 60- to 100-watt trouble-light (not a neon lamp) between the hot side of the receptacle and the retaining screw. Try both slots, if necessary, to locate the hot side on the line; the lamp should light at normal brilliance if the screw is at ground potential (see Figure B).

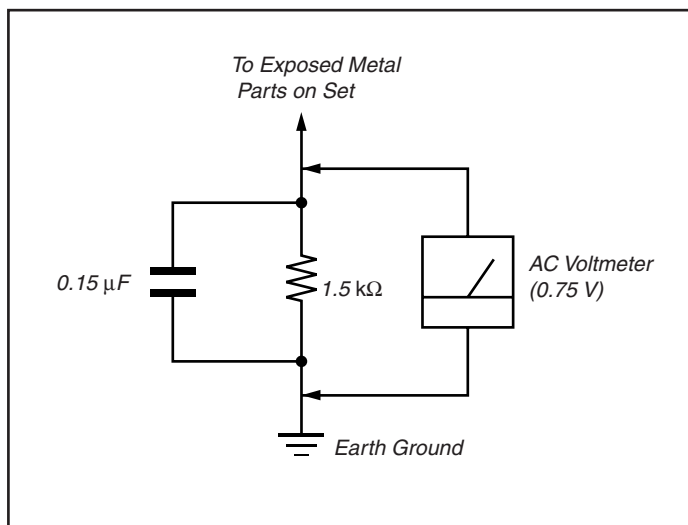


Figure A. Using an AC voltmeter to check AC leakage.

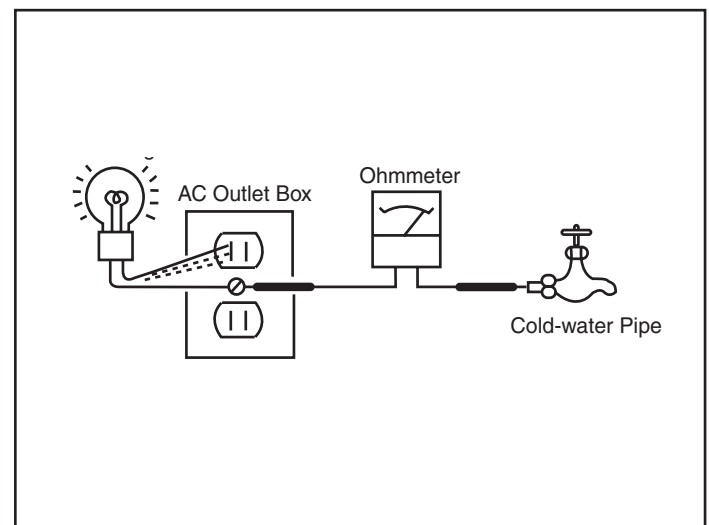


Figure B. Checking for earth ground.

SELF-DIAGNOSTIC FUNCTION



The units in this manual contain a self-diagnostic function. If an error occurs, the STANDBY/TIMER LED will automatically begin to flash. The number of times the LED flashes translates to a probable source of the problem. A definition of the STANDBY/TIMER LED flash indicators is listed in the instruction manual for the user's knowledge and reference. If an error symptom cannot be reproduced, the Remote Commander can be used to review the failure occurrence data stored in memory to reveal past problems and how often these problems occur.

Diagnostic Test Indicators

When an error occurs, the STANDBY/TIMER LED will flash a set number of times to indicate the possible cause of the problem. If there is more than one error, the LED will identify the first of the problem areas.

Results for all of the following diagnostic items are displayed on screen. If the screen displays a "0", an error has occurred.


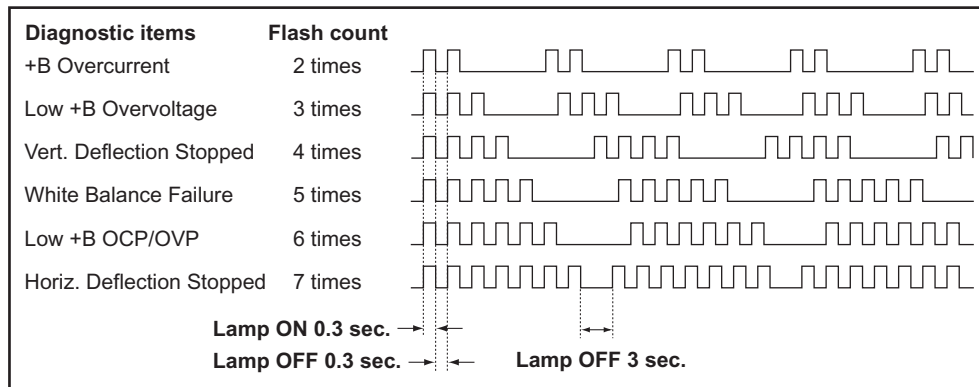
Diagnostic Item	No. of times STANDBY / TIMER lamp flashes	Display Result	Probable Cause Location	Detected Symptoms
Power does not turn on	Does not light	-----	<ul style="list-style-type: none"> Power cord is not plugged in. Fuse is burned out (F501). (A Board) 	<ul style="list-style-type: none"> Power does not come on. No power is supplied to the TV. AC Power supply is faulty.
+B Overcurrent (OCP)*	2 times	2:0 or 2:1	<ul style="list-style-type: none"> H.OUT (Q5030) is shorted. (D Board) +B PWM (Q5003) is shorted. (D Board) 	<ul style="list-style-type: none"> Power does not come on. Load on power line shorted.
Low +B Overvoltage (OVP)	3 times	3:0 or 3:1	<ul style="list-style-type: none"> IC6505 is faulty. (D Board) 	<ul style="list-style-type: none"> Has entered standby mode.
Vertical Deflection Stopped	4 times	4:0 or 4:1	<ul style="list-style-type: none"> 15V is not supplied. (D Board) IC5004 is faulty. (D Board) 	<ul style="list-style-type: none"> Has entered standby mode after Horizontal raster. Vertical deflection pulse is stopped. Power line is shorted or power supply is stopped.
White Balance Failure (not balanced)	5 times	5:0 or 5:1	<ul style="list-style-type: none"> Video OUT (IC9001-IC9003) is faulty. (CH, CX Board) CRT drive (IC2801) is faulty. (B Board) G2 is improperly adjusted.** 	<ul style="list-style-type: none"> No raster is generated. CRT cathode current detection reference pulse output is small.
LOW +B OCP/OVP (overcurrent/overvoltage)***	6 times	6:0 or 6:1	<ul style="list-style-type: none"> +5 line is overloaded. (A, B, M Boards) +5 line is shorted. (A, B, M Boards) IC504 is faulty. (A Board) 	<ul style="list-style-type: none"> No picture
Horizontal Deflection Stopped	7 times	7:0 or 7:1		<ul style="list-style-type: none"> No picture

* If a +B overcurrent is detected, stoppage of the vertical deflection is detected simultaneously. The symptom that is diagnosed first by the microcontroller is displayed on the screen.

** Refer to Screen (G2) in Section 2-5 of this manual.

*** If STANDBY/STEREO LED flashes six (6) times, unplug the unit and wait 10 seconds before performing the adjustment.

Display of Standby/Timer LED Flash Count



* One flash count is not used for self-diagnostic.

Stopping the Standby/Timer LED Flash

Turn off the power switch on the TV main unit or unplug the power cord from the outlet to stop the STANDBY/TIMER LAMP from flashing.

Self-Diagnostic Screen Display

For errors with symptoms such as “power sometimes shuts off” or “screen sometimes goes out” that cannot be confirmed, it is possible to bring up past occurrences of failure on the screen for confirmation.

To Bring Up Screen Test

In standby mode, press buttons on the Remote Commander sequentially, in rapid succession, as shown below:

DISPLAY ➡ Channel **5** ➡ Sound volume **-** ➡ Power ON.

SELF DIAGNOSIS

2: +B OCP	0
3: +B OVP	0
4: VSTOP	0
5: AKB	1
6: LOWB	0
7: H-STOP	0
101: WDT	24

Numeral “0”
means that no fault was detected.
Numerical “1”
means a fault was detected one
time only.

Handling of Self-Diagnostic Screen Display

Since the diagnostic results displayed on the screen are not automatically cleared, always check the self-diagnostic screen during repairs. When you have completed the repairs, clear the result display to “0”.

Unless the result display is cleared to “0”, the self-diagnostic function will not be able to detect subsequent faults after completion of the repairs.

Clearing the Result Display

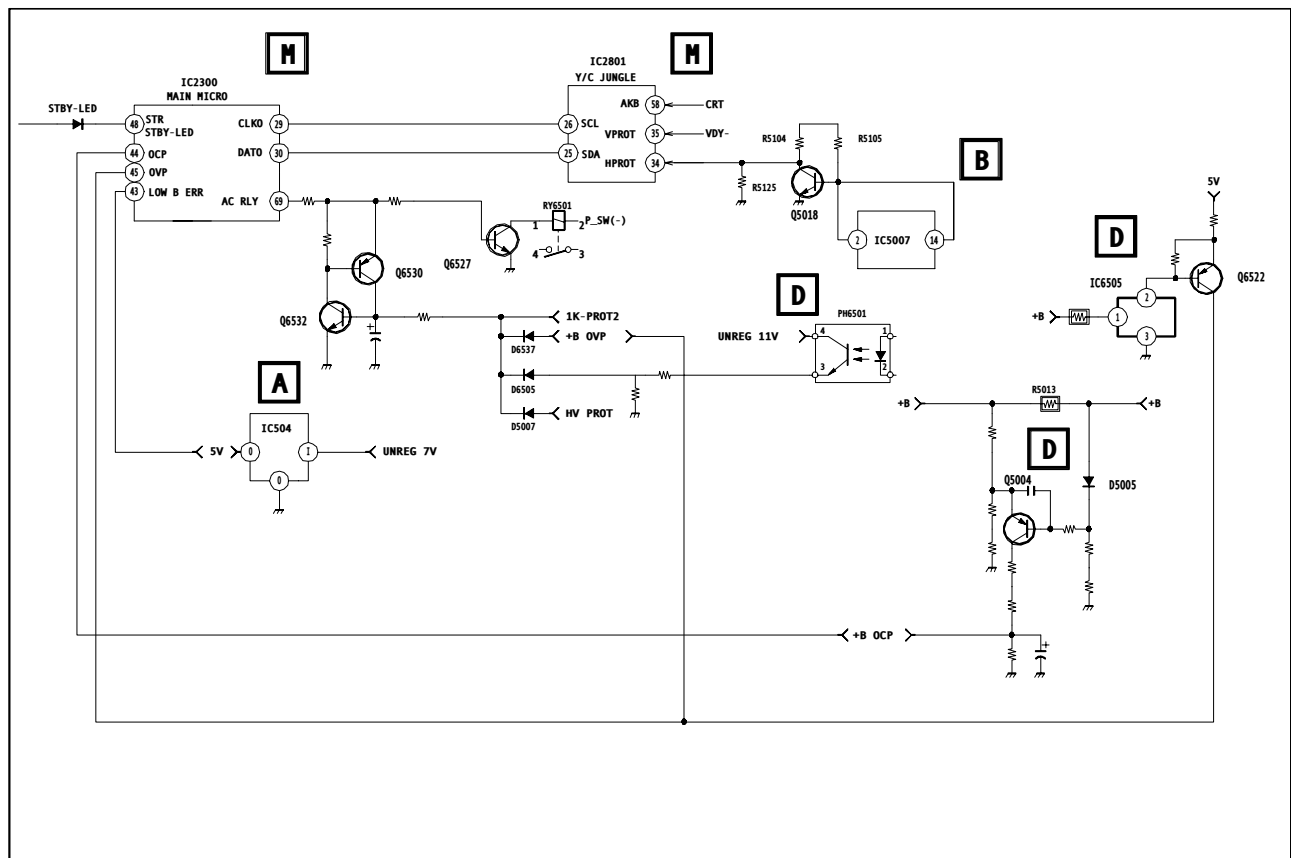
To clear the result display to “0”, press buttons on the Remote Commander sequentially when the diagnostic screen is displayed, as shown below:

Channel **8** ➡ **ENTER**

Quitting the Self-Diagnostic Screen

To quit the entire self-diagnostic screen, turn off the power switch on the Remote Commander or the main unit.

Self-Diagnostic Circuit



+B overcurrent (OCP)

Occurs when excessive current flows through R5013. The increase in voltage across R5013 causes the output of Q5004 to go high, and this high signal goes to the micro.

+B overvoltage (OVP)

IC6505 detects +B OVP condition and turns on Q6522. This sends a high signal to the micro and also shuts down the AC relay.

V-STOP

Occurs when an absence of the vertical deflection pulse is detected by pin 24 of IC2801 (B Board). Power supply will shut down when waveform interval exceeds 2 seconds.

White Balance Failure

If the RGB levels* do not balance within 2 seconds after the power is turned on, this error will be detected by IC2801. TV will stay on, but there will be no picture.

*(Refers to the RGB levels of the AKB detection Ref pulse that detects 1K).

Low B OCP/OVP

Occurs when set 5V is out.

Horizontal Deflection Stopped

Occurs when either:


- 1) a +B overcurrent is detected (IC5007), or
- 2) overheating is detected (Thermistor TH5002).

SECTION 1: DISASSEMBLY

1-1. REAR COVER REMOVAL




1-2. CHASSIS ASSEMBLY REMOVAL



- ① Lift lever up on the right and left sides of the chassis bracket and gently pull the chassis assembly away from the bezel.
- ② Pull up and rotate both the A and D Boards in order to service the unit.

1-3. SERVICE POSITION


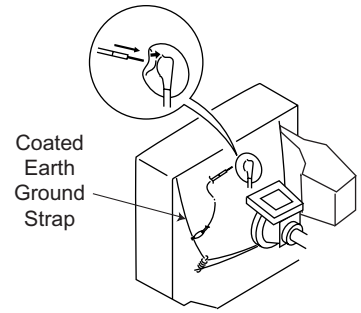


- ① **CAUTION!** - Heat sink on IC5004 is -15V. Care must be taken not to allow heat sink to touch any other components.
- ② Lift lever up on the right and left sides of the chassis bracket and gently pull the chassis assembly away from the bezel.
- ③ Pull up and rotate both the A and D Boards in order to service the unit.
- ④ When plugging in connector from HM Board to B Board at CN3603 insure two brown wires are facing upward towards neck assembly.

1-4. PICTURE TUBE REMOVAL

WARNING: BEFORE REMOVING THE ANODE CAP

High voltage remains in the CRT even after the power is disconnected. To avoid electric shock, discharge CRT before attempting to remove the anode cap. Short between anode and CRT coated earth ground strap.



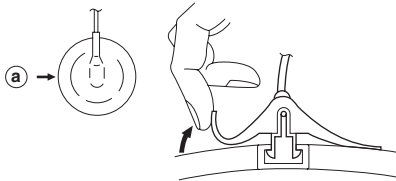
1. Discharge the anode of the CRT and remove the anode cap.
2. Unplug all interconnecting leads from the deflection yoke, neck assembly, degaussing coils and CRT grounding strap.
3. Remove the Sub-Woofer Assemblies.
4. Remove the CH or CX Board from the CRT.
5. Remove the chassis assembly.
6. Loosen the neck assembly fixing screw and remove.
7. Loosen the deflection yoke fixing screw and remove.
8. Place the set with the CRT face down on a cushion and remove the degaussing coil holders.
9. Remove the degaussing coils.
10. Remove the CRT grounding strap and spring tension devices.
11. Unscrew the four CRT fixing screws [located on each CRT corner] and remove the CRT [Take care not to handle the CRT by the neck].

ANODE CAP REMOVAL PROCEDURE

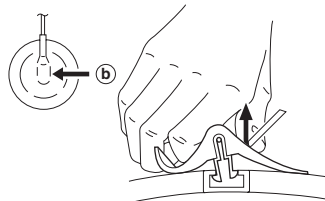
WARNING: High voltage remains in the CRT even after the power is disconnected. To avoid electric shock, discharge CRT before attempting to remove the anode cap. After removing the anode cap, short circuit to either the metal chassis, CRT shield, or carbon painted on the CRT.

NOTE: After removing the anode cap, short circuit the anode of the picture tube and the anode cap to either the metal chassis, CRT shield or carbon painted on the CRT.

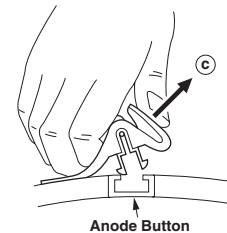
REMOVAL PROCEDURES



Turn up one side of the rubber cap in the direction indicated by arrow a .



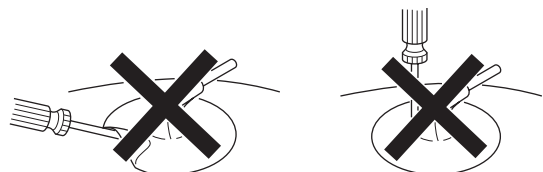
Use your thumb to pull the rubber cap firmly in the direction indicated by arrow b .



When one side of the rubber cap separates from the anode button, the anode cap can be removed by turning the rubber cap and pulling it in the direction of arrow c .

HOW TO HANDLE AN ANODE CAP

1. Do not use sharp objects which may cause damage to the surface of the anode cap.
2. To avoid damaging the anode cap, do not squeeze the rubber covering too hard. A material fitting called a shatter-hook terminal is built into the rubber.
3. Do not force turn the foot of the rubber cover. This may cause the shatter-hook terminal to protrude and damage the rubber.



SECTION 2: SET-UP ADJUSTMENTS

The following adjustments should be made when a complete realignment is required or a new picture tube is installed.

These adjustments should be performed with rated power supply voltage unless otherwise noted.

The controls and switch should be set as follows unless otherwise noted:

VIDEO MODE: STANDARD (RESET)

Perform the adjustments in order as follows:

1. Beam Landing
2. Convergence
3. Focus
4. Screen (G2)
5. White Balance

Test Equipment Required:

1. Color Bar Pattern Generator
2. Degausser
3. DC Power Supply
4. Digital Multimeter


2-1. BEAM LANDING

Preparation:

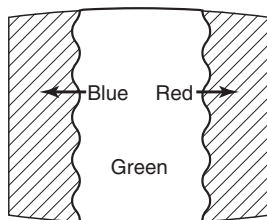
- Use cross hatch signal to rough adjust focus, G2 and then input a white pattern signal.
- Face the picture tube in an East or West direction to reduce the influence of geomagnetism.
- Confirm data in service mode to match with CRT screen size.
 - CXA2170D-4
 - CXA8070 (Should be set to default)
 - VCEN, VPIN, HTPZ, PPHA, VANG, LANG, VBOW, LBOW (Should be set to default value).

NOTE: Do not use the hand degausser; it magnetizes the CRT .

1. Input white pattern from pattern generator. Set the PICTURE control to maximum, and the BRIGHTNESS control to standard.
2. Loosen the deflection yoke mounting screw, and set the purity control to the center as shown below:



3. Input a green pattern from the pattern generator.
4. Move the deflection yoke backwards, (See Figure 1) and adjust with the purity control so that green is in the center and red and blue are even on both sides.



5. Move the deflection yoke forward, and adjust so that the entire screen becomes green.


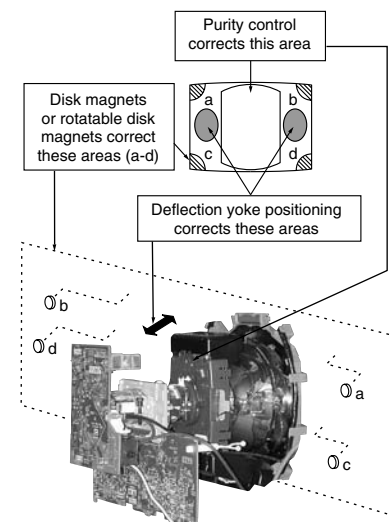


Figure 1

6. Switch over the raster signal to red and blue and confirm the condition.
7. When the position of the deflection yoke is determined, tighten it with the deflection yoke mounting screw.
8. If landing at the corner is not right, adjust it by using the disk magnets.



2-2. V-PIN AND V-CEN ADJUSTMENT

Preparation:

- Input a cross hatch pattern signal.
- Set Video Mode to: Standard (Reset)
- For all 4X3 CRT, VPIN data has separate register for full and V-compress. Adjust both modes if needed.

1. Adjust service mode CXA2170D-1 05 V-CEN so that the top pin and bottom pin are symmetrical from top to bottom.
2. Adjust service mode CXA2170D-1 06 V-PIN so that the top pin and bottom pin are symmetrical from top to bottom.
3. Horizontal lines should be straight from left to right. Check landing for side effect.

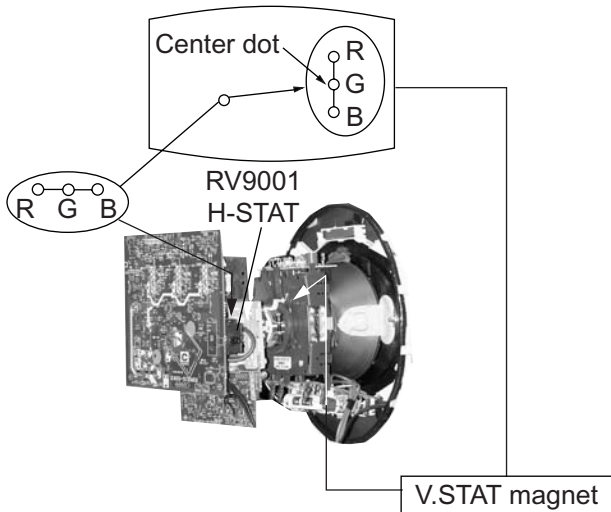
2-3. CONVERGENCE

Preparation:

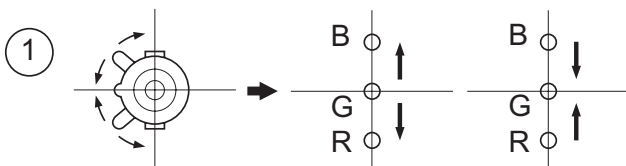
- Set the CONTRAST and BRIGHTNESS control to standard (reset).
- Input a cross hatch pattern signal.

2-3.1. VERTICAL AND HORIZONTAL STATIC CONVERGENCE

1. Disconnect the dynamic convergence before adjusting static convergence (CN903), except for minor touch-up.
2. Adjust H-STAT convergence, RV9001, to converge red, green, and blue dots in the center of the screen.
3. Connect dynamic convergence back.
4. Adjust V. STAT magnet to converge red, green and blue dots in the center of the screen.



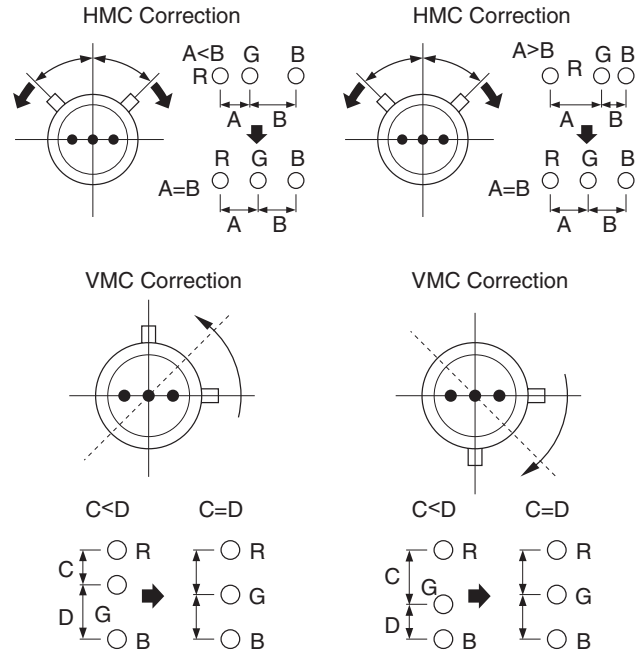
5. Tilt the V-STAT magnet and adjust static convergence to open or close the V-STAT magnet.



2-3.2. OPERATION OF BMC (HEXAPOLE) MAGNET

The respective dot positions result from moving each magnet interact. Perform the following adjustments while tracking.

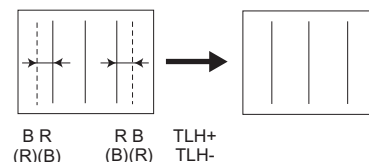

1. Use the BMC tabs to adjust the red, green and blue dots so that they line up at the center of the screen (move the dots in a horizontal direction).



2-3.3. TLH PLATE ADJUSTMENT

Preparation:

- Input a cross hatch pattern signal.
- Adjust unbalanced horizontal convergence of red and blue dots by adjusting the TLH Plate on the deflection yoke.



1. Adjust XCV core to balance X axis.
2. Adjust the vertical red and blue convergence with V.TILT (TLV VR).

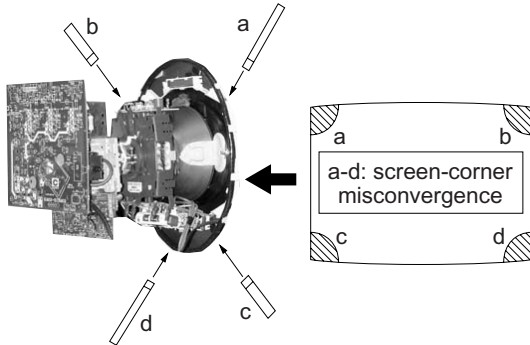
Note: Perform adjustments while tracking Item 1.

2-3.4. SCREEN-CORNER CONVERGENCE

Preparation:

- Input a cross hatch pattern signal.

- Affix a permalloy assembly corresponding to the misconverged areas.

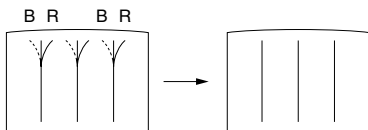


2-3.5. DYNAMIC CONVERGENCE ADJUSTMENTS

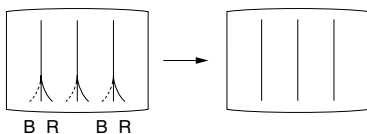
- Set dynamic convergence using the following service mode adjustment data.
- Only H-component can be corrected, for vertical component use permalloy to compensate.
- After adjusting the following parameter, write data into NVM
[MUTING] + [ENTER] then copy for 1080i CPY2
(D Conv Item 13 - Change data to 1 then write.)

Output signal format		480P/560i	480P/560i	480P/560i	1080i	1080i	480P/560i
FOR 4:3 CRTs		x	x	FULL S, TT	FULL M	Vcomp T, R	Vcomp F
Twin/T, Favorite/F, Scroll/ S, MS/M, Freeze/R, Test		WZ	ZOOM	FULL F, S, TT	FULL T, M, R	x	Normal
FOR 16:9 CRT		WZ	ZOOM	FULL F, S, TT	FULL T, M, R	x	Normal
Twin/T, Favorite/F, Scroll/ S, MS/M, Freeze/R, Test		WZ	ZOOM	FULL F, S, TT	FULL T, M, R	x	Normal
Device name	Item #	OSD					
CXA8070	0	YBWU	Adjust (31)				→ Copy
	1	YBWL	Adjust (31)				→ Copy
	2	RSAP	Adjust (31)				→ Copy
	3	RUBW	Adjust (31)				→ Copy
	4	RUMB	Adjust (31)				→ Copy
	5	RLBW	Adjust (31)				→ Copy
	6	RLMB	Adjust (31)				→ Copy
	7	LSAP	Adjust (31)				→ Copy
	8	LUBW	Adjust (31)				→ Copy
	9	LUMB	Adjust (31)				→ Copy
	10	LLBW	Adjust (31)				→ Copy
	11	LLMB	Adjust (31)				→ Copy
	12	CADJ	FIX (29)				(Default)

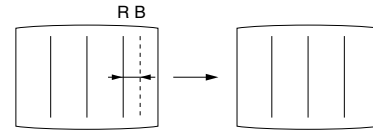
- YBWU (Upper Y-BOW)



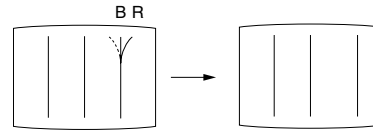
- YBWL (Lower Y BOW)



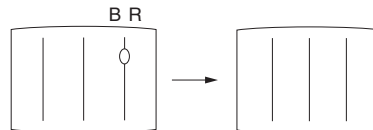
- RSAP (Right H AMP)



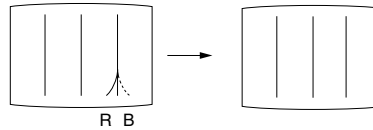
- RUBW (Right Upper BOW)



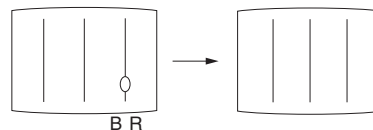
- RUMB (Right Upper Middle BOW)



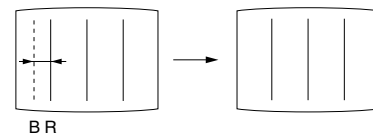
- RLBW (Right Lower BOW)



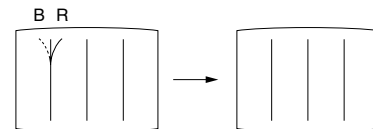
- RLMB (Right Lower Middle BOW)



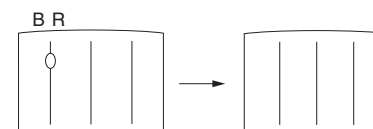
- LSAP (Left H AMP)



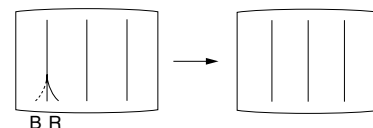
- LUBW (Left Upper BOW)



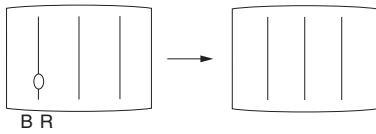
- LUMB (Left Upper Middle BOW)



- LLBW (Left Lower BOW)



11. LLMB (Left Lower Middle BOW)



12. CADJ Fix 29

2-4. FOCUS ADJUSTMENT

Confirm neck assembly Z axis position. (See Figure 1)

1. Input a dot signal.
2. Set Video Mode to STANDARD.
3. Adjust focus VR clockwise (DE-Focus) to confirm that the dot's shape is centered. (Figure 2 & 3) Confirm neck assembly rotation by W Board position. W Board should be level $\pm 1^\circ$. Adjust as necessary to balance dot shape along center horizontal line, then refocus.
4. Input a HD monoscope signal.
5. Confirm center focus with focus VR.

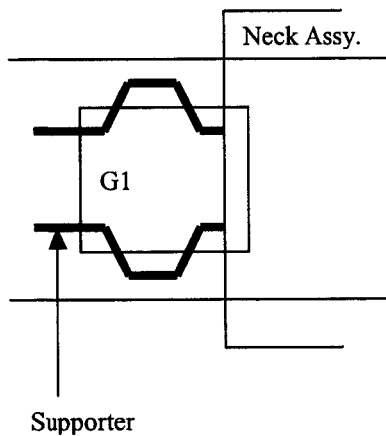


Figure 1




Figure 2

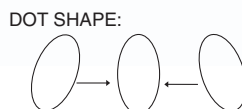


Figure 3

2-4.1. DYNAMIC FOCUS/DYNAMIC QUADRA-POLE DATA

Normally, no adjustments are necessary for these systems. If for some reason the data is lost, use the following data:

Write the data from any non-vertically compressed mode, then use the CPY1 function (CXA2170D-4 Item 6) to copy the data to the vertical compressed modes. V-compressed data is identical to non-v-compressed data. Service personnel with a trained eye can adjust the DF or DQP registers to adjust DF phase (Item 7) or DQP phase (Item 8), respectively, to balance left and right focus. Refrain from adjusting more than 5 steps from table data below. Further adjustment indicates a circuit problem -- troubleshoot to cause. Be sure that Neck Assembly is in the proper location (See Section 2-4 Figure 1) before changing DF/DQP data or troubleshooting circuit when DF/DQP is suspect.

NOTE: Changing neck assembly position will affect corner convergence.

2-5. SCREEN (G2)

1. Input composite white field into Video 1.
2. Set to service mode and adjust as follows:

(Fig 1)	Operation procedure	Standards	Notes
CXA2170P-2 PICO 1→0	<ol style="list-style-type: none"> 1) In Full mode, apply changes in Fig 1 2) Mount G2 adjustment jig. Adjust Cathode voltage if the standard is not met. Standard varies by CRT size. 3) Adjust G2 by Flyback transformer (T8001). 4) Return data changes in 1) to original condition 	$170 \pm 5 (V_{DC})$ $175 \pm 5 (V_{DC})$	34RSN, 36RV2, 38RSN 42RSN

2-6. PICTURE QUALITY ADJUSTMENTS

Preparation:

- Set PRO MODE (Reset).

1. Input signal (480i Composite):
 - Color Bar Video 75 IRE (White) 75% modulation 7.5% Set-up.
 - Color Bar RF 75 IRE (White) 75% modulation 7.5% Set-up.

2-6.1. VIDEO INPUT - SUB CONTRAST ADJUSTMENT

Preparation:

- Input a Color Bar signal to VIDEO 1 (75 IRE 75%).
- Set picture mode: Single (PRO MODE Reset).
- Picture: Max

1. Set to Service Mode and adjust as follows:

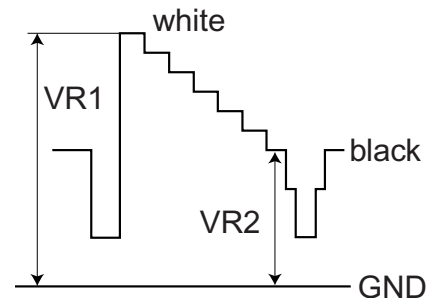
2150P-2

NO.	Name	Control Function	Avg. Data
01	RGBS	R ON	4

2. Connect oscilloscope to Pin 1 of CN9001 (R.DRV) on the C Board.
3. Adjust contrast according to the service mode item: SPIO.

2103-2

NO.	Name	Control Function
02	SCON	SUB-CONT



ΔVR

(32HS) = $1.92 \pm 0.05 V_{pp}$

(36HS) = $2.00 \pm 0.05 V_{pp}$

(32HV) = $1.67 \pm 0.05 V_{pp}$

(34XBR) = $1.67 \pm 0.05 V_{pp}$

(36XBR) = $1.74 \pm 0.05 V_{pp}$

(40XBR) = $1.81 \pm 0.05 V_{pp}$

4. Write data from Step 3 above, into memory.

2-6.2. VIDEO INPUT - SUB HUE/SUB COLOR ADJUSTMENT

Preparation:

- Input a Color Bar signal to VIDEO 1 (75 IRE 75%).
- Set picture mode: Single (PRO MODE Reset).
- Picture: Max

1. Set to Service Mode and adjust as follows:

2150P-2

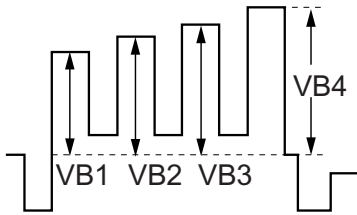
NO.	Name	Control Function	Avg. Data
01	RGBS	R ON	7

2. Connect an oscilloscope to Pin 5 of CN9001 (B. DRV) on the C Board.

- Adjust color according to Service Mode for SCLO.
- Adjust color according to Service Mode for SHUO.

2103-1

NO.	Name	Control Function
03	SCOL	SUB-COL
04	SHUE	SUB-HUE



COLOR: $VB1 \leq VB4$ ($\approx 20 \pm 40$ mV)
HUE: $VB2 \leq VB3$ ($\approx 20 \pm 40$ mV)

- Write data into memory.

2-6.3. RF INPUT - TWO PICTURE SUB CONTRAST ADJUSTMENT

Preparation:

- Input a Color Bar signal to RF (75 IRE 75%).
- Set picture mode: P&P (PRO MODE).
- Picture: Max

- Set to Service Mode and adjust as follows:

2170P-4

NO.	Name	Control Function	Avg. Data
28	SPOF	SMALL PICTURE OFFSET	0

2170P-2

NO.	Name	Control Function	Avg. Data
01	RGBS	R ON	4

- Connect an oscilloscope to Pin 1 of CN9001 (R. DRV) on the C Board.
- Adjust MAIN (left) side contrast according to service mode for SCON.

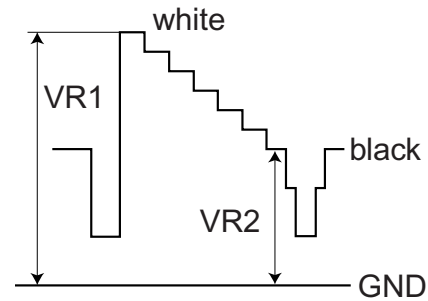
2103-1

NO.	Name	Control Function
02	SCON	SUB-CONT

- Adjust SUB (right) side contrast according to Service Mode for SCON.

2103-2

NO.	Name	Control Function
02	SCON	SUB-CONT

 ΔVR

(32HS) = 1.92 ± 0.05 Vpp
(36HS) = 2.00 ± 0.05 Vpp
(32HV) = 1.67 ± 0.05 Vpp
(34XBR) = 1.67 ± 0.05 Vpp
(36XBR) = 1.74 ± 0.05 Vpp
(40XBR) = 1.81 ± 0.05 Vpp

- Write data from Steps 3 - 4 above, into memory.
- Set Service Mode

2170P-4

NO.	Name	Control Function	Avg. Data
28	SPOF	SMALL PICTURE OFFSET	13

2-6.4. RF INPUT - SUB HUE/SUB COLOR ADJUSTMENT

Preparation:

- Input a Color Bar signal to RF (75 IRE 75%).
- Set picture mode: P&P (PRO MODE Reset).
- Picture: Max

- Set to Service Mode and adjust as follows:

2150P-4

NO.	Name	Control Function	Avg. Data
01	RGBS	R ON	7

- Connect an oscilloscope to pin 5 of CN9001 (B. DRV) on the C Board.
- Adjust MAIN (left) side color according to Service Mode for SCOL.
- Adjust MAIN (left) side color according to Service Mode for SHUE.

2103-1

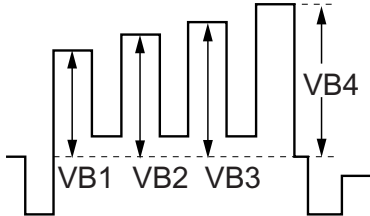
NO.	Name	Control Function
03	SCOL	SUB COLOR
04	SHUE	SUB HUE

- Adjust SUB (right) side color according to Service Mode for SCOL.

6. Adjust SUB (right) side color according to Service Mode for SHUE.

2103-2

NO.	Name	Control Function
03	SCOL	SUB COLOR
04	SHUE	SUB HUE



COLOR: $VB1 \leq VB4$ ($=20 \pm 40$ mV)

HUE: $VB2 \leq VB3$ ($=20 \pm 40$ mV)

7. Write data into memory.

2-7. WHITE BALANCE (CRT) AND SUB BRIGHT ADJUSTMENT

Preparation

- Input an all white 480I (15.734 KHz) signal into the VIDEO 1 input terminal to perform the White Balance (highlight, cut-off) adjustments. The parameters to adjust are in the CXA2170P in Service Mode.

WHITE BALANCE ADJUSTMENT PROCEDURE (Composite White Field signal into Video 1)						
Specification	Highlight/Cutoff 9300K + 8MPCD (R/G 1.000, B/G 1.000)		WB701 Preset		R/G	B/G
				34RSN	0.689	0.883
				36RV2	0.745	0.905
				38RSN	0.679	0.872
			42RSN	0.647	0.892	
Condition	Picture Mode: Single (Full) Picture Setting: Pro Color Temp: Neutral Picture: 63 write to 86h:01h:FFh Color: 0 write to 86h:03h:00h		Adjustment Registers (Service Mode)	RDRV (fixed)**	2170P-1-06	
				GDRV	2170P-1-07	
				BDRV	2170P-1-08	
				RCUT (fixed)**	2170P-1-09	
			GCUT	2170P-1-10		
			BCUT	2170P-1-11		
**Data will differ by model						

2-7.1. COLOR OFFSET ADJUSTMENT PROCEDURE

Preparation:

- Input an all white (30 IRE) signal to the specified input.
- Adjust the white balance using the specified registers.

VIDEO 1

CXA2103-M

NO.	Name	Control Function
20	CBO1	CB OFFSET
21	CRO1	CR OFFSET

VIDEO 5

CXA2103-M

NO.	Name	Control Function
20	CBO1	CB OFFSET
21	CRO1	CR OFFSET

VIDEO 7 - DVI

CXA2103-M

NO.	Name	Control Function
22	CBO2	CB01 (FROM VIDEO 5) - 5
23	CRO2	CR01 (FROM VIDEO 5) -4

2-8. H RASTER CENTER ADJUSTMENT

Preparation:

- Input a monoscope signal.
- Set to NTSC (DRC) mode.

1. Set to Service Mode and adjust as follows:

CXA2150P-2

NO.	Name	Control Function	Avg. Data
06	AGNG	AGING 1, AGING 2	2

CXA2150D-2

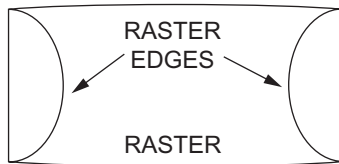
NO.	Name	Control Function	Avg. Data
02	HSIZ	Horiz Size	45

CXA2150D-3

NO.	Name	Control Function	Avg. Data
00	HBLK	Blanking Enable	0

- Reduce HSIZ to see sides of raster.
- Adjust H-Center with CXA2170D-2.
- Adjust to the best screen position with H-CENT and write data.
- Restore aging, HSIZ and HBLK to original condition.

Raster Edge Equal:



2-9. PICTURE DISTORTION ADJUSTMENTS

2-9.1. NTSC (DRC) FULL MODE ADJUSTMENT

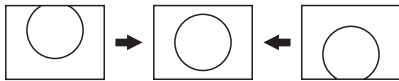
1. Face the picture tube in an east-west direction. (For best condition.)
2. Complete V-PIN and V-CEN adjustments first (A2170-D1 06 V-PIN, A2170-D1 05 V-CEN).
3. Input a monoscope and crosshatch signal. Adjust the picture distortion with the following service parameters to balance the best condition for these two signals.

NOTE: Make sure that the picture size is within specs. Vertical size is 11.8 ± 0.1 sq. and horizontal size is 15.8 ± 0.1 sq.

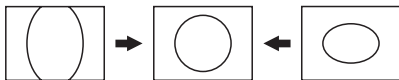
4. Write data into memory before changing modes.

CXA2170D-1

Item 0. VPOS (V-POSITION)



Item 1. VSIZ (V-SIZE)



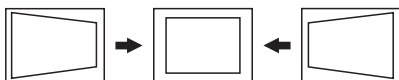
Item 3. VLIN (V-LINE)



Item 4. VSCO (VS-COR)

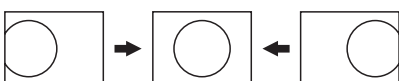


Item 9. HTPZ (H-TRAPEZOID)

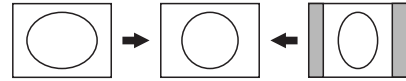


CXA2170D-2


Item 1. HPOS (H-POSITION)




Item 2. HSIZ (H-SIZE)




Item 5. PIN (PIN AMP)



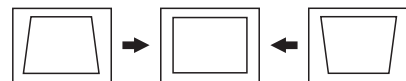
Item 7. UCP (UP COR PIN COR)



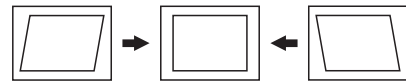
Item 8. LCP (LOW CO PIN COR)



Item 14. PPHA (PIN PHASE)




Item 15. VANG (AFC-ANGLE)



Item 16. LANG (L-ANGLE)



Item 17. VBOW (AFC-BOW)



Item 18. LBOW (L-BOW)



2-9.2. 1080i HD MODE ADJUSTMENT

1. Input a 1080i cross-hatch signal and an HD monoscope signal that contains overscan markers.
2. Adjust the raster position per Section 2-8., only if this procedure was not performed for full mode.
3. Adjust the geometry similar to Full DRC mode. Vertical size is 11.7 ± 0.1 sq. and horizontal size is 15.6 ± 0.1 sq., if monoscope signal is available. Otherwise, set the Vertical size to $91.0 \pm 0.6\%$ scan and Horizontal size as $91.0 \pm 0.6\%$ scan.
4. Use the following register to adjust the horizontal parameter:

A2150-D2	01	HPOS
----------	----	------

NOTE: If necessary, touch up the geometry using the data register listed above for Full mode. Check NTSC full mode for side effect and balance.

5. Write the data into memory before changing modes.

2-9.3. VERTICAL COMPRESSED MODE CHECK AND CONFIRMATION (FOR 4X3 CRT ONLY)

1. Input a monoscope and crosshatch signal.
2. Check vertical compressed mode.
3. Adjust VPIN if needed.

2-9.4. TWIN MODE/FAVORITE/ INDEX/NORMAL MODE GEOMETRY CONFIRMATION

TWIN mode and FAVORITE mode use the FULL mode adjustment data. The key point for TWIN mode adjustment is the blue border appearance. The left border on the left picture should not be visible when the left picture is selected. Similarly, the right border on the right picture should not be visible when the right picture is selected. Balance the HPOS or HSIZ data for FULL and TWIN mode.

For INDEX mode, however, (XBR sets only), no clipping of the picture edge should be visible for the small sampled pictures on the right side. Adjust HSIZ/HPOS to balance FULL and INDEX mode for this. Avoid displaying the edge of the raster in FULL or FAVORITE mode.

SECTION 3: SAFETY RELATED ADJUSTMENTS

3-1. PREPARATION BEFORE
CONFIRMATION

Standard 135.3 ± 1 VAC
Check Condition:
 AC input voltage: 120 (± 2) VAC
Note: If using a stabilized power supply, make sure that the distortion factor is 3% or less.
Setting Mode: Full mode
Signal Input: Cross-hatch of NTSC
Initial Setting: Standard Reset condition
Confirm Point: Across CN5509 PIN 9 for B+ of D Board

3-1.1 HOLD-DOWN OPERATION
CONFIRMATION

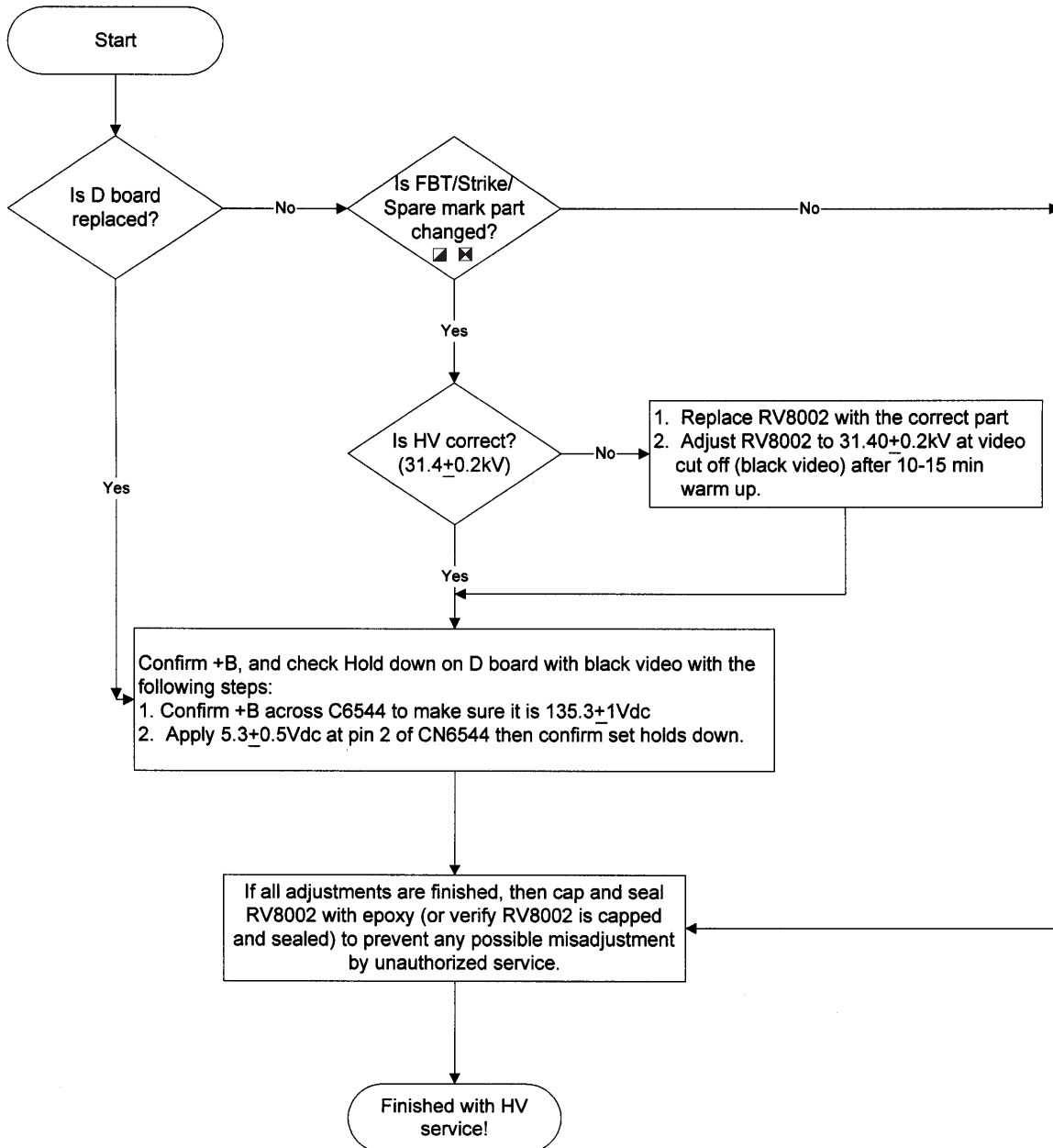
- 1. Using an external DC power supply, apply 5.3 ± 0.5 Vdc between Pin 2 of CN507 (jig connector) and ground (Pin 8); confirm set goes to hold-down (main power relay click).
- 2. Remove the external DC power supply.

3-2. B+ MAX CONFIRMATION

Standard 135.3 ± 1 VAC
Check Condition:
 AC input voltage: 120 (± 2) VAC
Note: If using a stabilized power supply, make sure that the distortion factor is 3% or less.
Setting Mode: Full mode
Signal Input: Cross-hatch of NTSC
Initial Setting: Standard Reset condition
Confirm Point: Across CN5509 PIN 9 for B+ of D Board

3-3. HV SERVICE FLOWCHART

HV Serviceman flow chart



SECTION 4: CIRCUIT ADJUSTMENTS

ELECTRICAL ADJUSTMENTS BY REMOTE COMMANDER

Use the Remote Commander (RM-Y170, RM-Y171) to perform the circuit adjustments in this section.

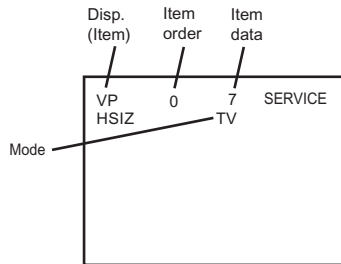
Test Equipment Required: 1. Pattern generator 2. Frequency counter 3. Digital multimeter 4. Audio oscillator

4-1. SETTING SERVICE ADJUSTMENT MODE

- Standby mode (Power off).
- Press the following buttons on the remote commander within a second of each other:

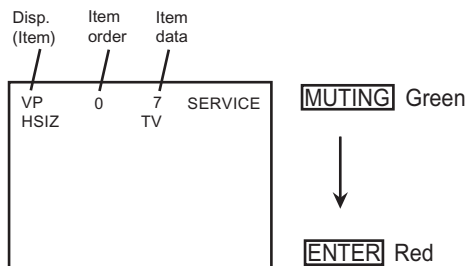
DISPLAY → Channel **5** → Sound Volume **+** → Power

4-1.1. SERVICE ADJUSTMENT MODE IN

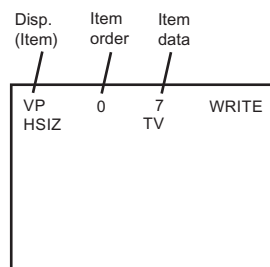


- The CRT displays the item being adjusted.
- Press **1** or **2** on the Remote Commander to select the item.
- Press **3** or **6** on the Remote Commander to change the data.
- Press **MUTING** then **ENTER** to write into memory.

4-1.2. SERVICE ADJUSTMENT MODE MEMORY



- Press then on the Remote Commander to initialize.



- DO NOT turn off set until SERVICE appears.

4-1.3. READING THE MEMORY

- Enter into Service Mode.
- Press **0** on the Remote Commander.
- Press **ENTER** to read memory.

4-1.4. ADJUSTING THE PICTURE

- Enter into Service Mode
- Press **2** or **5** on the remote to select the device item.
- Press **1** or **4** on the remote to select an item.
- Press **3** or **6** on the remote to change the data.
- Press **MUTING** then **ENTER** to write into memory.

4-1.5. RESETTING THE DATA

Note: Be careful when using the remote! It will clear and re-initialize ALL NVM data including deflection adjustment data if not reset properly as follows:

4-1.6. RESETTING THE MID NVM DATA

- Enter into Service Mode.
- Press **7**, then **JUMP**, and then press **ENTER** on the remote.

4-1.7. RESETTING THE SYSTEM NVM DATA

- Enter into Service Mode.
- Press **7**, then **9**, and then press **ENTER** on the remote.

4-1.8. COPY FUNCTION

How to use copy function for DA4 Chassis:

- After writing your adjusted data into NVM **MUTING** then **ENTER**, copy can be made by changing copy data from **0** to **1** then **MUTING**, **ENTER** again.

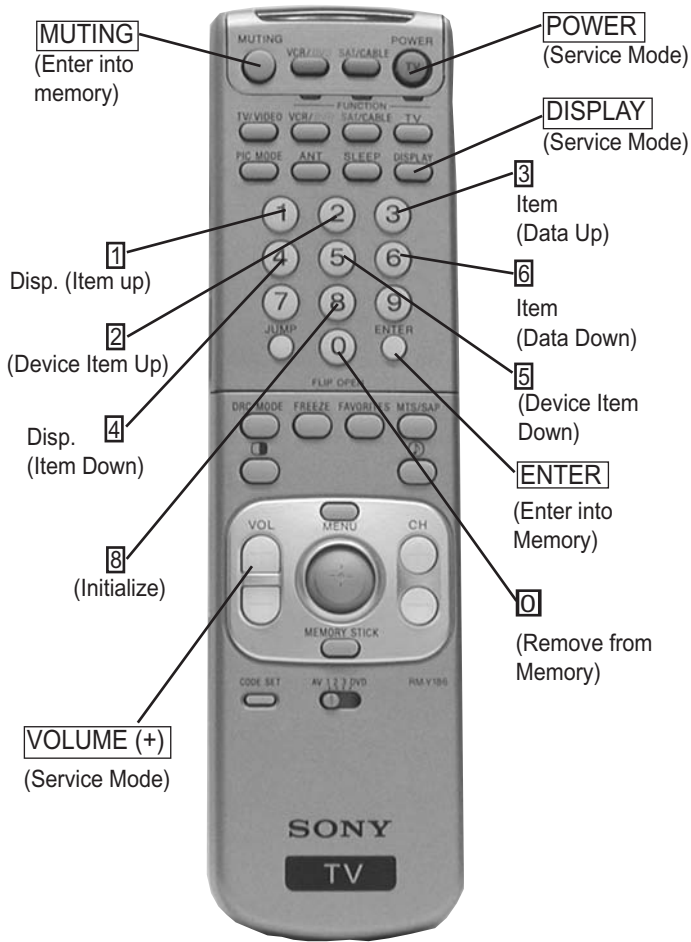
WARNING: DO NOT copy data before writing your corrected data in NVM. If data is copied before writing corrected data, old data will be copied.

- CPY1: DF/DQP DATA (CXA2170D-4 Item 6)
- CPY2: CONVERGENCE DATA (D-CONV Item 13)

4-2. MEMORY WRITE CONFIRMATION METHOD

1. After adjustment, pull out the plug from the AC outlet, then replace the plug in the AC outlet again.
2. Turn the power switch ON and set to Service Mode.
3. Call the adjusted items again to confirm they were adjusted.

4-3. REMOTE ADJUSTMENT BUTTONS AND INDICATORS



RM-Y186

4-4. SERVICE DATA LISTS

4-4.1. KV-32HS500/34DRC500 SERVICE DATA LISTS

Category Name	No.	Item Name	Range	Initial Data								
VERSION	0	VER	0,1	0								
	1	DMY1	0-255	0								
3D_COMB	0	NRMD	0-3	0								
	1	CLKS	0-3	1								
	2	NSDS	0-3	0								
	3	MSS	0-3	0								
	4	KILS	0-3	1								
	5	FRZE	0, 1	0								
	6	EXCS	0-3	1								
	7	CDL	0-7	4								
				NRMD(0)	NRMD(1)	NRMD(2)	NRMD(3)					
	8	DYCO	0-15	2	2	2	2					
	9	DYGA	0-15	10	10	10	10					
	10	DCCO	0-15	5	5	5	5					
	11	DCGA	0-15	5	5	5	5					
	12	WSC	0-2	1								
	13	WSS	0, 1	0								
				Vivid	Standard	Movie	Pro					
	14	VAPG	0-7	4	2	2	0					
	15	VAPI	0-31	4	4	4	0					
	16	TEST	0, 1	0								
				Vivid	Standard			Movie		Pro		TWIN
				RF	CV/YC	RF	CV/YC	RF	CV/YC	RF	CV/YC	Any
	17	YPFT	0-3	3	3	3	3	3	3	3	3	3
	18	YPFG	0-15	7	5	7	5	5	6	5	5	6
	19	SEDC	0, 1	0								
	20	SEDY	0, 1	1								
	21	YHCO	0-3	1								
	22	YHCG	0, 1	0								
	23	SYSP	0-3	0								
	24	TES2	0-7	0								

KV-32HS500/34DRC500 SERVICE DATA LISTS

Category Name	No.	Item Name	Range	Initial Data				
2103_1				480i	Others			
	0	YLEV	0-62	34	20			
	1	CLEV	0-63	40	17			
				RF	CV/YC			
	2	SCON	0-15	9	9			
	3	SCOL	0-15	2	2			
	4	SHUE	0-15	11	5			
	5	YDLY	0-3	0	0			
				RF	CV	V5	YC	
	6	SHAP	0-15	6	8	4	8	
	7	SHF0	0-3	0	0	3	0	
	8	PREO	0-3	3	3	3	3	
	9	BPF0	0-3	3				
	10	BPFQ	0-3	0				
				RF	CV/YC			
	11	BPSW	0, 1	1	0			
	12	TRAP	0, 1	0				
	13	LPF	0, 1	1				
				RF	CV/YC	Others		
	14	AFCG	0, 1	1	0	0		
	15	CDMD	0-3	3	3	3		
	16	SSMD	0-3	0	0	0		
				RF	CV/YC	V5/V6	DVI	
	17	HMSK	0, 1	0	1	1	0	
	18	HALI	0, 1	0				
				RF	CV/YC	V5/V6	DVI	
	19	PPHA	0-15	7	7	7	0	
				RF	V5/V6			
	20	CBO1	0-63	34	36			
	21	CRO1	0-63	32	38			
	22	CBO2	0-63	32				
	23	CRO2	0-63	32				
				Single	BLK(0)	BLK(1)	BLK(2)	BLK(3)
	24	ATPD	0-3	0	1	1	2	1
	25	DCTR	0-3	0	2	1	3	2

KV-32HS500/34DRC500 SERVICE DATA LISTS

Category Name	No.	Item Name	Range	Initial Data	
2103_2				DRC	VDO
	0	YLEV	0-63	41	35
	1	CLEV	0-63	31	42
				RF	CV/YC
	2	SCON	0-15	9	9
	3	SCOL	0-15	2	2
	4	SHUE	0-15	11	5
	5	YDLY	0-3	0	0
	6	SHAP	0-15	6	8
	7	SHF0	0-3	0	0
	8	PREO	0-3	3	3
	9	BPF0	0-3	3	
	10	BPFQ	0-3	0	
				RF	CV/YC
	11	BPSW	0, 1	1	0
	12	TRAP	0, 1	0	
				DRC	VDO
	13	LPF	0, 1	1	0
				RF	CV/YC
	14	AFCG	0, 1	1	0
	15	CDMD	0-3	3	3
	16	SSMD	0-3	0	0
	17	HMSK	0, 1	0	1
	18	HALI	0, 1	0	
				RF	CV/YC
	19	PPHA	0-15	7	7
	20	CBO1	0-63	34	
	21	CRO1	0-63	32	

KV-32HS500/34DRC500 SERVICE DATA LISTS

Category Name	No.	Item Name	Range	Initial Data								
2170P_1												
				CV/YC	480i	VDO	MS	PT				
	0	YOSW	0, 1	1	0	0	0	0				
	1	TCOF	0, 1	0								
									DVI 480p VGA	DVI 720p 1080i	PT 1080i	MS
				DRC CV/YC	DRC 480i	V5/V6 480p	V5/V6 720p	V5/V6 1080i				
	2	YOF	0-15	0	15	7	7	7	7	7	7	7
	3	CBOF	0-63	31	31	31	31	31	31	31	31	31
	4	CROF	0-63	31	31	31	31	31	31	31	31	31
	5	SBRT	0-63	31								
	6	RDRV	0-63	45								
	7	GDRV	0-63	35								
	8	BDRV	0-63	34								
	9	RCUT	0-63	41								
	10	GCUT	0-63	35								
	11	BCUT	0-63	18								
				WARM	COOL							
	12	WBSW	0, 1	1								
	13	SBOF	0-15	7	7							
	14	RDOF	0-63	31	31							
	15	GDOF	0-63	34	31							
	16	BDOF	0-63	45	34							
	17	RCOF	0-63	31	31							
18	GCOF	0-63	37	31								
19	BCOF	0-63	63	34								
20	DCOL	0-3	1									

KV-32HS500/34DRC500 SERVICE DATA LISTS

Category Name	No.	Item Name	Range	Initial Data	
2170P_2	0	PICO	0, 1	1	
	1	RGBS	0-7	7	
	2	BLKB	0-3	3	
	3	RGBL	0-3	2	
	4	YLMT	0-3	3	
	5	AGNG	0-3	0	
	6	AKBO	0, 1	0	
				Other	PT
	7	CLPP	0-3	3	3
	8	CLPG	0, 1	0	0
	9	CLPS	0, 1	0	0
	10	PPAD	0-7	3	3
	11	SYNP	0, 1	0	0
	12	HVBT	0, 1	0	

KV-32HS500/34DRC500 SERVICE DATA LISTS

Category Name	No.	Item Name	Range	Initial Data															
2170P_3				ViVid Mode	RF	CV/YC	Comp 480i	Comp 480p	Comp 1080i	Comp 720p	DVI 480i	DVI 480p	DVI VGA	DVI 1080i	DVI 720p	MS Menu	MS Single	Twin	
					1	1	1	1	3	3	1	1	1	3	3	3	3	3	2
	0	SYSM	0-3																
	1	VMLV	0-15																
	2	VMCR	0-3		1	0	0	0	0	0	0	0	0	0	0	0	0	0	3
	3	VMLM	0-3		3	3	3	3	3	3	3	3	3	3	3	3	3	3	3
	4	VMF0	0-3		1	1	1	1	0	0	1	1	1	0	0	0	0	0	0
	5	VMDL	0-15		5	5	5	5	10	10	5	5	5	10	10	10	10	10	5
	6	SHOF	0-3		2	2	2	1	3	3	2	1	1	3	3	3	3	3	1
	7	SHF0	0, 1		1	1	1	1	1	1	1	1	1	1	1	1	1	1	1
	8	PROV	0-3		0	3	3	1	3	3	3	1	1	3	3	3	3	3	2
	9	F1LV	0-3		0	0	0	0	0	0	0	0	0	0	0	0	0	0	0
	10	LTLV	0-3		2	3	3	3	3	3	3	3	2	3	3	3	3	3	3
	11	LTMD	0, 1		1	1	1	0	0	0	1	0	1	0	0	0	0	0	1
	12	CTLV	0-3		0	0	0	0	3	3	0	0	0	3	3	3	3	3	0
	13	UBOF	0-7		1	1	1	1	1	1	1	1	0	1	1	1	1	1	1
	14	UCOF	0-7		2	2	2	2	2	2	2	2	0	2	2	2	2	2	2
	15	UHOF	0-3		0	0	0	0	0	0	0	0	0	0	0	0	0	0	0
	16	MIDE	0-63		7	11	15	19	23	27	31	35	44	39	43	48	52	56	56
				Standard Mode	RF	CV/YC	Comp 480i	Comp 480p	Comp 1080i	Comp 720p	DVI 480i	DVI 480p	DVI VGA	DVI 1080i	DVI 720p	MS Menu	MS Single	Twin	
					1	1	1	1	3	3	1	1	1	3	3	3	3	3	2
	0	SYSM	0-3																
	1	VMLV	0-15																
	2	VMCR	0-3		1	0	0	0	0	0	0	0	0	0	0	0	0	0	3
	3	VMLM	0-3		3	3	3	3	3	3	3	3	3	3	3	3	3	3	3
	4	VMF0	0-3		1	1	1	1	0	0	1	1	1	0	0	0	0	0	0
	5	VMDL	0-15		5	5	5	5	10	10	5	5	5	10	10	10	10	10	5
	6	SHOF	0-3		0	3	3	1	3	3	3	1	1	3	3	3	3	3	1
	7	SHF0	0, 1		1	1	1	1	1	1	1	1	1	1	1	1	1	1	1
	8	PROV	0-3		3	3	3	1	3	3	3	1	1	3	3	3	3	3	2
	9	F1LV	0-3		0	0	0	0	0	0	0	0	0	0	0	0	0	0	0
	10	LTLV	0-3		2	2	2	3	3	3	2	3	2	3	3	3	3	3	3
	11	LTMD	0, 1		1	1	1	0	1	1	1	0	1	1	1	1	1	1	1
	12	CTLV	0-3		0	0	0	0	3	3	0	0	0	3	3	3	3	3	0
	13	UBOF	0-7		2	2	2	0	2	2	2	0	0	2	2	2	2	2	1
	14	UCOF	0-7		2	1	2	2	1	2	2	2	0	1	2	1	1	1	0
	15	UHOF	0-3		0	0	0	0	0	0	0	0	0	0	0	0	0	0	0
16	MIDE	0-63	5		10	14	18	22	26	30	34	44	38	42	47	51	55	55	

KV-32HS500/34DRC500 SERVICE DATA LISTS

Category Name	No.	Item Name	Range	Initial Data														
2170P_3				Movie Mode	RF	CV/YC	Comp 480i	Comp 480p	Comp 1080i	Comp 720p	DVI 480i	DVI 480p	DVI VGA	DVI 1080i	DVI 720p	MS Menu	MS Single	Twin
	0	SYSM	0-3		1	1	1	1	3	3	1	1	1	3	3	3	3	2
	1	VMLV	0-15															
	2	VMCR	0-3		1	0	0	0	0	0	0	0	0	0	0	0	0	3
	3	VMLM	0-3		3	3	3	3	3	3	3	3	3	3	3	3	3	3
	4	VMF0	0-3		1	1	1	1	0	0	1	1	1	0	0	0	0	0
	5	VMDL	0-15		5	5	5	5	10	10	5	5	5	10	10	10	10	5
	6	SHOF	0-3		1	1	0	1	1	1	0	1	1	1	1	1	1	1
	7	SHF0	0, 1		1	1	1	1	1	1	1	1	1	1	1	1	1	1
	8	PROV	0-3		0	3	3	1	3	3	3	1	1	3	3	3	3	2
	9	F1LV	0-3		0	0	0	0	0	0	0	0	0	0	0	0	0	0
	10	LTLV	0-3		1	1	1	2	2	2	1	2	2	2	2	2	2	1
	11	LTMD	0, 1		1	1	1	1	1	1	1	1	1	1	1	1	1	1
	12	CTLV	0-3		0	0	0	0	2	2	0	0	0	2	2	2	2	0
	13	UBOF	0-7		0	2	0	0	0	0	0	0	0	0	0	0	0	0
	14	UCOF	0-7		0	0	0	0	0	0	0	0	0	0	0	0	0	0
	15	UHOF	0-3		0	0	0	0	0	0	0	0	0	0	0	0	0	0
	16	MIDE	0-63		3	9	13	17	21	25	29	33	44	37	41	46	50	54
				Pro Mode	RF	CV/YC	Comp 480i	Comp 480p	Comp 1080i	Comp 720p	DVI 480i	DVI 480p	DVI VGA	DVI 1080i	DVI 720p	MS Menu	MS Single	Twin
	0	SYSM	0-3		1	1	2	1	3	3	2	1	1	3	3	3	3	2
	1	VMLV	0-15															
	2	VMCR	0-3		1	0	0	0	0	0	0	0	0	0	0	0	0	3
	3	VMLM	0-3		3	3	3	3	3	3	3	3	3	3	3	3	3	3
	4	VMF0	0-3		1	1	0	0	0	0	0	0	1	0	0	0	0	0
	5	VMDL	0-15		5	5	5	5	10	10	5	5	5	10	10	10	10	5
	6	SHOF	0-3		1	2	0	0	2	2	0	0	1	2	2	2	2	2
	7	SHF0	0, 1		1	1	1	1	1	1	1	1	1	1	1	1	1	1
	8	PROV	0-3		0	2	3	1	3	3	3	1	1	3	3	3	3	2
	9	F1LV	0-3		0	0	0	0	0	0	0	0	0	0	0	0	0	0
	10	LTLV	0-3		0	0	0	0	0	0	0	0	2	0	0	0	0	0
	11	LTMD	0, 1		1	1	1	1	1	1	1	1	1	1	1	1	1	1
	12	CTLV	0-3		0	0	0	0	0	0	0	0	0	0	0	0	0	0
	13	UBOF	0-7		2	2	2	1	1	1	2	1	0	1	1	1	1	2
	14	UCOF	0-7		0	0	0	0	0	0	0	0	0	0	0	0	0	0
	15	UHOF	0-3		0	0	0	0	0	0	0	0	0	0	0	0	0	0
	16	MIDE	0-63		0	8	12	16	20	24	28	32	44	36	40	45	49	53

KV-32HS500/34DRC500 SERVICE DATA LISTS

Category Name	No.	Item Name	Range	Initial Data			
2170P_3				Vivid	Standard	Movie	Pro
	17	VM	0-3	3	3	1	0
	18	VMH	0-15	15	15	12	12
	19	VMM	0-15	10	10	8	8
	20	VML	0-15	6	6	4	4
	21	VGAP	0-15	5			
	22	VGAS	0-15	0			
	23	VGAB	0-15	0			
	24	VGAC	0-15	0			
	25	VGAV	0-15	5			

KV-32HS500/34DRC500 SERVICE DATA LISTS

Category Name	No.	Item Name	Range	Initial Data																													
2170P 4				MS		Other																											
	0	YCON	0, 1	0	1																												
				DRC		VDO (V5/V6)		VDO (DVI)		MS		PT																					
	1	SPIC	0-15	7	7		7		0		7																						
	2	SCOL	0-63	31	31		31		31		31																						
	3	SHUE	0-63	31	31		31		31		31																						
	4	SPIO	0-15	7																													
	5	SCLO	0-15	7																													
	6	SHUO	0-15	7																													
				Vivid		Standard		Movie		Pro																							
	7	UPIC	0-63	63	48		39		31																								
	8	UBRT	0-63	31	31		31		31																								
	9	UCOL	0-63	35	31		31		31																								
	10	UHUE	0-63	31	31		31		31																								
	11	USHP	0-63	24	29		31		31																								
	12	UTMP	0-3	2	1		0		1																								
	13	RYR	0-15	8																													
	14	RYB	0-15	9																													
	15	GYR	0-15	9																													
	16	GYB	0-15	6																													
						RF		CV/YC		Comp 480i		Comp 480p		Comp 1080i		Comp 720p		DVI 480i		DVI 480p		DVI VGA		DVI 1080i		DVI 720p		MS Menu		MS Single		Twin	
	17	GAMM	0-3	Vivid		2		2		2		3		3		3		2		3		0		3		3		3		3		3	
				Standard		1		1		1		1		1		1		1		1		0		1		1		1		1		2	
				Movie		0		0		0		0		0		0		0		0		0		0		0		0		0		0	
				Pro		0		0		0		0		0		0		0		0		0		0		0		0		0		0	
			GAMM (0)		GAMM (1)		GAMM (2)		GAMM (3)																								
18	GAMS	0-15	0		8		8		8																								
19	GAMR	0-15	0		4		8		12																								
20	GAMG	0-15	0		4		8		12																								
21	GAMB	0-15	0		4		8		12																								

KV-32HS500/34DRC500 SERVICE DATA LISTS

Category Name	No.	Item Name	Range	Initial Data														
2170P_4					RF	CV/YC	Comp 480i	Comp 480p	Comp 1080i	Comp 720p	DVI 480i	DVI 480p	DVI VGA	DVI 1080i	DVI 720p	MS Menu	MS Single	MS Twin
	22	BLK	0-3	Vivid	3	3	3	3	3	3	3	3	0	3	3	3	3	3
				Standard	2	2	2	2	2	2	2	2	0	2	2	2	2	2
				Movie	0	0	1	0	1	0	1	0	0	1	0	1	1	0
				Pro	0	0	0	0	0	0	0	0	0	0	0	0	0	0
				BLK (0)	BLK (1)	BLK (2)	BLK (3)											
	23	DCTR	0-15	0	3	7	12											
	24	APED	0-3	0	0	1	2											
	25	DSBO	0-15	7	7	7	7											
				0	1	0	1											
	26	IDSW	0-7	0														
				BLK (0)	BLK (1)	BLK (2)	BLK (3)											
	27	ABLM	0-3	0	1	0	1											
				Others	Small Pic													
	28	ABLT	0-15	0	0													
	29	SPOF	0-31	13														
				BLK (0)	BLK (1)	BLK (2)	BLK (3)											
	30	DPSQ	0, 1	1	1	1	1											
	31	LRGB	0-15	3														

KV-32HS500/34DRC500 SERVICE DATA LISTS

Category Name	No.	Item Name	Range	Initial Data					
2170D_1	0	VPOS	0-63	25					
	1	VSIZ	0-63	27					
				1080iFULL	Others				
	2	VSZO	0-63	0	0				
				WideZoom	Others				
	3	VLIN	0-15	8	7				
	4	VSCO	0-15	10	9				
	5	VCEN	0-63	15					
				1080Vcomp	Others				
				480Vcomp					
	6	VPIN	0-63	15	13				
	7	MVPN	0-3	0					
	8	NSCO	0-63	31					
	9	HTPZ	0-31	15					
	10	MHTZ	0-3	0					
				WideZoom	Zoom	Others			
	11	ZOOM	0, 1	1	1	0			
				WideZoom	Zoom	480FULL	1080FULL	1080Vcomp	480Vcomp
	12	APSW	0, 1	1	1	1	0	0	1
	13	ASPT	0-63	24	47	47	47	47	47
	14	SCRL	0-63	31	31	31	31	31	31
				WideZoom	Others				
	15	UVLN	0-15	4	0				
	16	LVLN	0-15	4	0				

KV-32HS500/34DRC500 SERVICE DATA LISTS

Category Name	No.	Item Name	Range	Initial Data				
2170D_2								
	0	HCNT	0-63	29				
				1080FULL				
				1080Vcomp	Others			
	1	HPOS	0-63	34	34			
				WideZoom	Others			
	2	HSIZ	0-63	49	34			
	3	SLIN	0-15	10	1			
	4	MPIN	0-15	10	8			
	5	PIN	0-63	40	21			
				WideZoom	Zoom	480FULL	1080FULL	1080Vcomp
	6	PINO	0-15	7	7	7	7	480Vcomp
				WideZoom	Others			
	7	UCP	0-63	31	38			
	8	LCP	0-63	31	38			
	9	UXCG	0-3	1				
	10	LXCG	0-3	1				
	11	UXCP	0-3	2				
	12	LXCP	0-3	2				
	13	XCPP	0, 1	0				
				WideZoom	Others			
	14	PPHA	0-63	20	23			
	15	VANG	0-63	34				
	16	LANG	0-63	33				
	17	VBOW	0-63	25				
18	LBOW	0-63	32					

KV-32HS500/34DRC500 SERVICE DATA LISTS

Category Name	No.	Item Name	Range	Initial Data					
2170D_3	0	HBLK	0, 1	1					
				1080FULL					
				1080Vcomp	Others				
	1	LBLK	0-63	50	51				
	2	RBLK	0-63	31	27				
				WideZoom	Zoom	480FULL	480Vcomp		
						1080FULL	1080Vcomp		
	3	VBLK	0, 1	0	0	1	1		
				WideZoom	Zoom	480FULL	1080FULL	1080Vcomp	480Vcomp
	4	TBLK	0-15	7	7	4	4	10	8
	5	BBLK	0-15	7	7	8	6	14	13
				1080FULL					
				1080Vcomp	Others				
	6	AFCM	0-3	2	3				
				1080Vcomp					
				480Vcomp	Others				
	7	JUMP	0, 1	1	0				
				WideZoom	Zoom	480Vcomp	1080Vcomp		
						480FULL	1080FULL		
	8	VDJP	0, 1	1	1	0	1		
				1080Vcomp					
				1080FULL	Others				
	9	VDST	0, 1	0	0				
				WideZoom	Zoom	480FULL	1080FULL		
						480Vcomp	1080Vcomp		
10	AKBT	0-31	15	15	22	16			

KV-32HS500/34DRC500 SERVICE DATA LISTS

Category Name	No.	Item Name	Range	Initial Data	
2170D_4					
				1080Vcomp	
				480Vcomp	Others
	0	QPAM	0-63	25	25
	1	QPAV	0-63	40	40
	2	QPAP	0-15	7	7
	3	QPDC	0-63	17	17
	4	QPDV	0-63	47	47
	5	QPDP	0-15	7	7
	6	CPY1	0, 1	0	
	7	DF	0-63	37	
	8	DQP	0-63	37	
	9	DHMT	0, 1	0	
2170D_5	0	VFRQ	0-3	1	
	1	VON	0, 1	1	
	2	EWDC	0, 1	0	
	3	MS15	0, 1	0	
	4	HFRQ	0-255	80	
	5	HFRX	0-63	25	
	6	VMPS	0, 1	0	
	7	INTR	0, 1	0	
	8	VLNL	0-3	0	
	9	VLNH	0-255	0	
	10	AGCS	0, 1	0	

KV-32HS500/34DRC500 SERVICE DATA LISTS

Category Name	No.	Item Name	Range	Initial Data		
D_CONV				1080Vcomp	Others	
				480Vcomp		
	0	YBWU	0-63	26	26	
	1	YBWL	0-63	31	31	
	2	RSAP	0-63	47	47	
	3	RUBW	0-63	62	62	
	4	RUMB	0-63	63	63	
	5	RLBW	0-63	12	12	
	6	RLMB	0-63	63	63	
	7	LSAP	0-63	25	25	
	8	LUBW	0-63	63	63	
	9	LUMB	0-63	35	35	
	10	LLBW	0-63	2	2	
	11	LLMB	0-63	12	12	
	12	CADJ	0-63	29		
	13	CPY2	0, 1	0		
CXA2151	0	MTRX	0-3			
				PT	Others	
	1	GAIN	0-3	7	7	
				V5/V6	DVI	Others
	2	FIXS	0-3	0	0	0
				PT	Others	
	3	CBGN	0-15	7	7	
	4	CRGN	0-15	8	8	
	5	YGN	0-15	8	8	
	6	VTC	0-3	0		
	7	HTC	0, 1			
	8	HWID	0-3	1		
	9	HSEP	0, 1	1		
	10	HMSK	0, 1			
				V5/V6	DVI	Others
	11	FRGB	0, 1	0	0	0

KV-32HS500/34DRC500 SERVICE DATA LISTS

Category Name	No.	Item Name	Range	Initial Data						
MID1										
	0	DHPH	0-255	111						
	1	DVPH	0-63	20						
	2	DHAR	0-255	240						
	3	DVAR	0-255	135						
	4	DHPW	0-63	55						
	5	DVPW	0-7	5						
				Single		Twin	Freeze	Favorite	Index	
				480i	Others					
	6	DYCD	0-63	3	0	2	2	2	2	
				table-0	table-1	table-2	table-3			
	7	DYSD	0-7	7	4	2	1			
				Single				Favorite	Index	
				VGA		Others				
				Normal	Others	Normal	Others			
	8	MDHP	0-255		72		0	40	38	
				Single			Favorite	Index		
				480i/480p	VGA	Others				
	9	MDVP	0-255	30	66	0	34	86		
				Single				Favorite	Index	
				VGA		Others				
				Normal	Others	Normal	Others			
	10	MDHS	0-255		204		240	155	116	
				Single			Favorite	Index		
				480i/480p	VGA	Others				
	11	MDVS	0-255	120	102	135	103	77		

KV-32HS500/34DRC500 SERVICE DATA LISTS

Category Name	No.	Item Name	Range	Initial Data			
MID1							
				Twin/Freeze	Favorite	Index	
	12	MLHP	0-255	36	31	31	
	13	MLVP	0-255	8	30	41	
				Favorite			
	14	SDHP	0-255	167			
	15	SDVP	0-255	5			
	16	SDHS	0-255	115			
	17	SDVS	0-255	79			
	18	PDHP	0-255				
	19	PDVP	0-255				
	20	PDHS	0-255				
	21	PDVS	0-255				
				1080i Single	Others		
	22	DPSW	0, 1	0	0		
	23	MDLO	0-63	6			
				Single			Others
				Normal	Others	MS	
	24	BCOL	0-15		1	0	1
	25	DYSS	0-3	1			
				Index			
	26	OSDH	0-63	32			
	27	OSDV	0-63	16			

KV-32HS500/34DRC500 SERVICE DATA LISTS

Category Name	No.	Item Name	Range	Initial Data				
MID2				Single	480i		YC	
					Normal	Others	Normal	Others
	0	DRHP	0-255			120		117
	1	DRHS	0-255			180		180
	2	DRVP	0-63			37		37
	3	DRVS	0-255			120		120
				Twin-Left	480i	YC		
	0	DRHP	0-255		146	148		
	1	DRHS	0-255		164	164		
	2	DRVP	0-63		57	57		
	3	DRVS	0-255		110	110		
				Twin-Right	YC			
	0	DRHP	0-255		153			
	1	DRHS	0-255		164			
	2	DRVP	0-63		57			
	3	DRVS	0-255		110			
				Freeze	480i	YC		
	0	DRHP	0-255		153	153		
1	DRHS	0-255	162		162			
2	DRVP	0-63	57		57			
3	DRVS	0-255	110		110			

KV-32HS500/34DRC500 SERVICE DATA LISTS

Category Name	No.	Item Name	Range	Initial Data					
MID2									
				Favorite-Main	480i		YC		
					Full	Vcomp	Full	Vcomp	
	0	DRHP	0-255		140	140	140	140	
	1	DRHS	0-255		165	165	165	165	
	2	DRVP	0-63		37	57	37	57	
	3	DRVS	0-255		120	110	120	110	
				Favorite-Sub	YC				
	0	DRHP	0-255		153				
	1	DRHS	0-255		171				
	2	DRVP	0-63		28				
	3	DRVS	0-255		118				
				Index-Main	480i		YC		
	0	DRHP	0-255		Full	Vcomp	Full	Vcomp	
	1	DRHS	0-255						
	2	DRVP	0-63						
	3	DRVS	0-255						
				Index-Sub	YC				
	0	DRHP	0-255						
	1	DRHS	0-255						
	2	DRVP	0-63						
	3	DRVS	0-255						

KV-32HS500/34DRC500 SERVICE DATA LISTS

Category Name	No.	Item Name	Range	Initial Data										
MID3				Single	1080i	720p	480p		480i		VGA			
							Normal	Others	Normal	Others	Normal	Others		
	0	VDHP	0-255				74	94		106		208		119
	1	VDHS	0-255				161	108		167		213		159
	2	VDVE	0-63				19	24		37		17		34
	3	VDVS	0-255				135	180		120		60		120
				Twin-Left	1080i	720p	480p	480i	VGA					
	0	VDHP	0-255							95	111	134	208	148
	1	VDHS	0-255							149	99	152	213	145
	2	VDVE	0-63							43	54	57	27	45
	3	VDVS	0-255							123	165	110	55	110
				Twin-Right	YC									
	0	VDHP	0-255			200								
	1	VDHS	0-255			213								
	2	VDVE	0-63			27								
	3	VDVS	0-255			55								
				Freeze	1080i	720p	480p	480i	VGA					
	0	VDHP	0-255							102	114	139	208	148
1	VDHS	0-255	147							98	150	213	144	
2	VDVE	0-63	43							54	57	27	45	
3	VDVS	0-255	123							165	110	55	110	

KV-32HS500/34DRC500 SERVICE DATA LISTS

Category Name	No.	Item Name	Range	Initial Data											
MID3				Favorite-Main	1080i		720p	480p		480i		VGA			
					FULL	Vcomp	-	FULL	Vcomp	FULL	Vcomp	FULL	Vcomp		
	0	VDHP	0-255		94	94	105	128	128	208	208	118	137		
	1	VDHS	0-255		149	149	100	153	153	213	213	159	159		
	2	VDVE	0-63		43	43	55	37	57	17	27	34	34		
	3	VDVS	0-255		123	123	165	120	110	60	55	120	120		
				Favorite-Sub	YC										
	0	VDHP	0-255		205										
	1	VDHS	0-255		223										
	2	VDVE	0-63		13										
	3	VDVS	0-255		59										
				Index-Main	1080i		720p	480p		480i		VGA			
					FULL	Vcomp	-	FULL	Vcomp	FULL	Vcomp	FULL	Vcomp		
	0	VDHP	0-255												
	1	VDHS	0-255												
	2	VDVE	0-63												
	3	VDVS	0-255												
				Index-Sub	YC										
	0	VDHP	0-255												
	1	VDHS	0-255												
	2	VDVE	0-63												
	3	VDVS	0-255												
				YC	480i	1080i	720p	480p	VGA						
	4	VDVO	0-3	0	0	0	0	0	0						
	5	VCPO	0-255	95	90	40	40	70	70						
	6	VCWD	0-7	3	3	3	3	3	3						
	7	VYCD	0-63	0	0	0	0	0	0						
	8	VSTP	0-255	62	62	144	132	110	119						
	9	VSTT	0-15	0	0	0	0	0	0						
	10	VHSC	0-255	130	130	130	130	130	130						
11	VFRV	0, 1	0	0	0	0	0	0							

KV-32HS500/34DRC500 SERVICE DATA LISTS

Category Name	No.	Item Name	Range	Initial Data															
MID5																			
	0	POP	0-63	0	1	2	3	4	5	6	7	8	9	10	11	12	13	14	15
	1	MHLY	0-3	1	1	1	1	1	1	1	1	1	1	1	1	1	1	1	1
	2	MHLC	0-3	3	3	3	3	3	3	3	3	3	3	3	3	3	3	3	3
	3	MVLY	0-3	0	0	0	0	0	0	0	0	0	0	0	0	0	0	0	0
	4	MVLC	0-3	0	0	0	0	0	0	0	0	0	0	0	0	0	0	0	0
	5	MHYR	0-3	0	1	1	1	2	3	3	3	0	0	2	1	0	0	1	1
	6	MHYL	0-3	0	1	1	1	1	2	2	2	0	1	2	1	0	0	2	2
	7	MHYE	0-7	0	2	2	5	6	7	7	7	0	2	4	7	0	0	2	7
	8	MHYO	0, 1	0	1	1	1	1	1	1	1	0	1	1	1	1	1	1	1
	9	MHCR	0-3	0	0	0	0	0	0	0	0	0	0	0	0	0	0	0	0
	10	MHCL	0-3	0	0	0	0	0	0	0	0	0	0	0	0	0	0	0	0
	11	MHCE	0-7	0	0	0	0	0	0	0	0	0	0	0	0	0	0	0	0
	12	MHCO	0-1	0	0	0	0	0	0	0	0	0	0	0	0	0	0	0	0
	13	MVYR	0-3	0	0	0	0	1	2	2	2	0	1	1	1	0	0	1	2
	14	MVYL	0-3	0	0	0	0	1	1	1	1	0	1	1	1	0	0	1	1
	15	MVYE	0-7	0	0	0	0	1	3	3	3	0	3	3	3	0	0	3	5
	16	MVCR	0-3	0	0	0	0	0	0	0	0	0	0	0	0	0	0	0	0
	17	MVCL	0-3	0	0	0	0	0	0	0	0	0	0	0	0	0	0	0	0
	18	MVCE	0-7	0	0	0	0	0	0	0	0	0	0	0	0	0	0	0	0
	0	POP	0-63	16	17	18	19	20	21	22	23	24	25	26	27	28	29	30	31
	1	MHLY	0-3	1	1	1	1	0	0	0	0	0	0	0	0	1	1	1	1
	2	MHLC	0-3	3	3	3	3	0	0	0	0	0	0	0	0	3	3	3	3
	3	MVLY	0-3	0	0	0	0	0	0	0	0	0	0	0	0	0	0	0	0
	4	MVLC	0-3	0	0	0	0	0	0	0	0	0	0	0	0	0	0	0	0
	5	MHYR	0-3	1	1	1	0	0	0	0	0	0	0	0	0	0	0	1	1
	6	MHYL	0-3	1	1	1	1	1	1	1	1	1	1	1	1	0	0	2	2
	7	MHYE	0-7	4	2	2	3	2	4	5	7	2	4	7	7	0	0	2	7
	8	MHYO	0, 1	1	1	1	0	0	0	0	0	0	0	0	0	1	1	1	1
	9	MHCR	0-3	0	0	0	0	0	0	1	1	0	0	1	1	0	0	0	0
	10	MHCL	0-3	0	0	0	0	0	0	1	1	0	0	1	1	0	0	0	0
	11	MHCE	0-7	0	0	0	0	0	0	4	4	0	0	4	4	0	0	0	0
	12	MHCO	0-1	0	0	0	0	0	0	1	1	0	0	1	1	0	0	0	0
	13	MVYR	0-3	0	0	1	1	0	0	0	0	0	0	0	0	0	0	1	2
	14	MVYL	0-3	0	1	1	1	0	0	1	1	0	0	1	1	0	0	1	1
	15	MVYE	0-7	0	1	3	1	0	0	4	4	0	0	4	4	0	0	3	5
	16	MVCR	0-3	0	0	0	0	0	0	1	1	0	0	1	1	0	0	0	0
	17	MVCL	0-3	0	0	0	0	0	0	1	1	0	0	1	1	0	0	0	0
	18	MVCE	0-7	0	0	0	0	0	0	4	4	0	0	4	4	0	0	0	0

KV-32HS500/34DRC500 SERVICE DATA LISTS

Category Name	No.	Item Name	Range	Initial Data															
MID5	0	POP	0-63	32	33	34	35	36	37	38	39	40	41	42	43	44	45	46	47
	1	MHLY	0-3	1	1	1	1	0	0	0	0	0	0	0	0	1	0	0	0
	2	MHLC	0-3	3	3	3	3	0	0	0	0	0	0	0	0	3	0	0	0
	3	MVLY	0-3	0	0	0	0	0	0	0	0	0	0	0	0	0	0	0	0
	4	MVLC	0-3	0	0	0	0	0	0	0	0	0	0	0	0	0	0	0	0
	5	MHYR	0-3	1	1	1	0	0	0	0	0	0	0	0	0	0	0	0	0
	6	MHYL	0-3	1	1	1	1	1	1	1	1	1	1	1	1	1	0	0	0
	7	MHYE	0-7	4	2	2	3	2	4	5	7	2	4	7	7	3	0	0	0
	8	MHYO	0, 1	1	1	1	0	0	0	0	0	0	0	0	0	0	0	0	0
	9	MHCR	0-3	0	0	0	0	0	0	1	1	0	0	1	1	0	0	0	0
	10	MHCL	0-3	0	0	0	0	0	0	1	1	0	0	1	1	0	0	0	0
	11	MHCE	0-7	0	0	0	0	0	0	4	4	0	0	4	4	0	0	0	0
	12	MHCO	0-1	0	0	0	0	0	0	1	1	0	0	1	1	0	0	0	0
	13	MVYR	0-3	0	0	0	1	0	0	0	0	0	0	0	0	1	0	0	0
	14	MVYL	0-3	0	1	0	1	0	0	1	1	0	0	1	1	1	0	0	0
	15	MVYE	0-7	0	1	0	1	0	0	4	4	0	0	4	4	1	0	0	0
	16	MVCR	0-3	0	0	0	0	0	0	1	1	0	0	1	1	0	0	0	0
	17	MVCL	0-3	0	0	0	0	0	0	1	1	0	0	1	1	0	0	0	0
	18	MVCE	0-7	0	0	0	0	0	0	4	4	0	0	4	4	0	0	0	0
	0	POP	0-63	48	49	50	51	52	53	54	55	56							
	1	MHLY	0-3	0	0	0	0	0	0	0	0	0							
	2	MHLC	0-3	0	0	0	0	0	0	0	0	0							
	3	MVLY	0-3	0	0	0	0	0	0	0	0	0							
	4	MVLC	0-3	0	0	0	0	0	0	0	0	0							
	5	MHYR	0-3	0	0	0	0	0	0	0	0	0							
	6	MHYL	0-3	0	1	1	1	1	0	0	0	0							
	7	MHYE	0-7	0	2	4	5	7	0	0	0	0							
	8	MHYO	0, 1	0	0	0	0	0	0	0	0	0							
	9	MHCR	0-3	0	0	0	1	1	0	0	0	0							
	10	MHCL	0-3	0	0	0	1	1	0	0	0	0							
	11	MHCE	0-7	0	0	0	4	4	0	0	0	0							
	12	MHCO	0-1	0	0	0	1	1	0	0	0	0							
	13	MVYR	0-3	0	0	0	0	0	0	0	0	0							
	14	MVYL	0-3	0	0	0	1	1	0	0	0	0							
	15	MVYE	0-7	0	0	0	4	4	0	0	0	0							
	16	MVCR	0-3	0	0	0	1	1	0	0	0	0							
	17	MVCL	0-3	0	0	0	1	1	0	0	0	0							
	18	MVCE	0-7	0	0	0	4	4	0	0	0	0							

KV-32HS500/34DRC500 SERVICE DATA LISTS

Category Name	No.	Item Name	Range	Initial Data
MID5				MS
	19	SHLY	0-7	0
	20	SHLC	0-7	0
	21	SVLY	0-7	0
	22	SVLC	0-7	0
	23	SHYR	0-3	0
	24	SHYL	0-3	0
	25	SHYE	0-7	0
	26	SHYO	0, 1	0
	27	SHCR	0-3	0
	28	SHCL	0-3	0
	29	SHCE	0-7	0
	30	SHCO	0, 1	0
	31	SVYR	0-3	0
	32	SVYL	0-3	0
	33	SVYE	0-7	0
	34	SVCR	0-3	0
	35	SVCL	0-3	0
	36	SVCE	0-7	0

KV-32HS500/34DRC500 SERVICE DATA LISTS

Category Name	No.	Item Name	Range	Initial Data		
CXA3506R						
	0	MCON	0, 1			
	1	SCOR	0-255			
	2	SCOG	0-255			
	3	SCOB	0-255			
	4	RGB	0-255			
AUDIO						
	0	ASYS	0, 1			
	1	TRCV	0-3			
	2	BACV	0-3			
	3	MDCV	0-3			
	4	SVHI	0-7			
	5	SVLO	0-7			
	6	MDFQ	0-15			
	7	LOFQ	0-7			
	8	SBAS	0-15			
	9	BSFQ	0-15			
	10	STRE	0-15			
	11	TRFQ	0-15			
	12	PSEF	0-15			
	13	AGCL	0-15			
				TruSurround	Simulated	SteadySound
	14	BBE	0, 1	1	1	1
	15	BBEP	0-7	4	4	4
	16	BBEL	0-7	2	2	2
	17	BB2P	0-7	4	4	4
	18	BB2L	0-7	2	2	2
	19	TRS1	0-7			
	20	TRS2	0-7	2		

KV-32HS500/34DRC500 SERVICE DATA LISTS

Category Name	No.	Item Name	Range	Initial Data							
SNNR	0	MODE	0-3	0							
	1	SNNR	0-7	0							
	2	WSLT	0-255	15	31	45	63	85	110	127	
				0	1	2	3	4	5	6	7
	3	CPFG	0-15	0	0	1	1	2	2	2	3
	4	CPFT	0-3	0	0	0	0	0	0	0	0
	5	CCOR	0-3	0	0	1	1	1	1	1	1
	6	CHCG	0, 1	0	1	1	1	1	1	1	1
	7	CAPG	0-7	0	0	0	0	0	0	0	0
	8	3SHP	0-15	0	0	1	1	2	2	2	3
	9	NYNR	0-15	0	1	2	2	3	3	4	4
	10	NCNR	0-15	0	1	2	2	3	3	4	4
	11	NYMG	0-3	0	0	0	0	0	0	0	0
	12	NCMG	0-3	0	0	0	0	0	0	0	0
	13	NYLT	0-15	0	1	1	2	3	4	6	8
	14	NYNC	0-15	0	0	2	2	3	3	4	4
	15	NYCO	0, 1	0	0	1	1	1	1	1	1
	16	7SHP	0-63	0	0	1	1	3	3	3	4
	17	7YF1	0-3	0	0	1	1	2	2	2	3
	18	7LTI	0-3	0	0	0	0	0	0	0	0
	19	7CTI	0-3	0	0	0	0	0	0	0	0
	20	7VML	0-15	0	0	0	0	0	0	0	0
	21	7VMC	0-3	0	0	1	1	2	2	2	3
	22	MIDD	0-63	0	0	1	1	2	2	2	3

KV-32HS500/34DRC500 SERVICE DATA LISTS

Category Name	No.	Item Name	Range	Initial Data
CCD				
	0	HPRM	0-255	60
	1	HPRS	0-255	60
	2	YSYM	0, 1	0
	3	CCDI	0-7	3
	4	CRIP	0-7	4
	5	PHLD	0, 1	0
	6	CHMK	0-63	54
	7	LANG	0-15	0
	8	DATA	0, 1	0
	9	VCHP	0, 1	0
	10	CLMP	0, 1	0
	11	SYSV	0-7	4
	12	ID1	0, 1	1
	13	ID1M	0-7	1
	14	FPOL	0, 1	0
	15	BWHT	0, 1	0
	16	MESH	0, 1	0
	17	BNBB	0-3	1
	18	BNBG	0-3	1
	19	BNBR	0-3	0
	20	CMP1	0-7	2
	21	CMP2	0-7	5
	22	CMP3	0-7	3
	23	CWHT	0-7	3
	24	VSDW	0, 1	1
	25	BFRQ	0, 1	0
	26	BPOS	0, 1	0
	27	BFRM	0, 1	1
	28	BTIM	0, 1	0

KV-32HS500/34DRC500 SERVICE DATA LISTS

Category Name	No.	Item Name	Range	Initial Data
3DNR	0	WHCT	0-63	44
	1	NIQM	0, 1	1
	2	CLPW	0-63	30
	3	CLPP	0-255	80
	4	YHBW	0-255	138
	5	YBKL	0-15	0
	6	YBKO	0, 1	0
	7	MUTE	0, 1	0
	8	YHBS	0-127	40
	9	CHBW	0-255	138
	10	CBKO	0-127	40
	11	CHBO	0, 1	0
	12	VHBL	0-15	0
	13	UHBL	0-15	0
	14	UVDL	0-7	0
	15	YDL	0-7	0
	16	PVDI	0, 1	0
	17	PHDI	0, 1	0
	18	HDW	0-63	16
	19	PVDO	0, 1	0
	20	PHDO	0, 1	0
	21	HST	0-255	54
	22	VDL	0-15	0
	23	VDW	0-15	44
	24	NDET	0-15	1
	25	NVP	0-15	30
	26	NDTS	0-3	80
	27	HROF	0, 1	138
	28	NDGW	0-15	0
	29	UOFS	0-7	2
	30	POT	0-3	0
	31	UVF	0, 1	40
	32	APC	0, 1	138
	33	DAP	0, 1	40

KV-32HS500/34DRC500 SERVICE DATA LISTS

Category Name	No.	Item Name	Range	Initial Data		
3DNR					Others	480i
	34	YLV	0-15	Vivid	15	15
				Standard	10	10
				Movie	10	10
				Pro	8	8
	35	YST	0, 1	0		
	36	YNT	0, 1	1		
	37	YPL	0, 1	1		
	38	YMV	0, 1	0		
					Others	480i
	39	YCR	0-31	Vivid	3	3
				Standard	3	3
				Movie	3	3
				Pro	3	3
	40	VOS	0-7	2		
					Others	480i
	41	YMG	0-3	Vivid	3	3
				Standard	3	3
				Movie	3	3
				Pro	3	3
	42	YEG	0, 1	1		
					Others	480i
	43	YEL	0-15	Vivid	6	6
				Standard	6	6
				Movie	6	6
				Pro	6	6
					Others	480i
	44	YLM	0-127	Vivid	6	6
				Standard	6	6
				Movie	6	6
				Pro	6	6

KV-32HS500/34DRC500 SERVICE DATA LISTS

Category Name	No.	Item Name	Range	Initial Data		
3DNR					Others	480i
	45	CLV	0-15	Vivid	15	15
				Standard	10	10
				Movie	10	10
				Pro	8	8
	46	CNT	0, 1	1		
	47	CPL	0, 1	1		
					Others	480i
	48	CMG	0-3	Vivid	3	3
				Standard	3	3
				Movie	3	3
				Pro	3	3
					Others	480i
	49	CCR	0-31	Vivid	6	6
				Standard	6	6
				Movie	6	6
				Pro	6	6
					Others	480i
	50	CLM	0-127	Vivid	6	6
				Standard	6	6
				Movie	6	6
				Pro	6	6
	51	NVSL	0-255	20		
	52	NVSH	0, 1	0		
	53	NHS	0-127	16		
	54	NVEL	0-255	244		
	55	NVEH	0, 1	0		
	56	NHE	0-127	120		
					Others	480i
	57	YNG	0-3	Vivid	3	3
				Standard	3	3
				Movie	3	3
				Pro	3	3

KV-32HS500/34DRC500 SERVICE DATA LISTS

Category Name	No.	Item Name	Range	Initial Data		
3DNR					Others	480i
	58	COR	0, 1	Vivid	0	0
				Standard	0	0
				Movie	0	0
				Pro	0	0
					Others	480i
	59	LPF	0, 1	Vivid	0	0
				Standard	0	0
				Movie	0	0
				Pro	0	0
					Others	480i
	60	YLT	0-15	Vivid	0	0
				Standard	0	0
				Movie	0	0
				Pro	0	0
					Others	480i
	61	YNC	0-15	Vivid	15	15
				Standard	10	10
				Movie		10
				Pro	8	8
					Others	480i
	62	YCO	0, 1	Vivid	0	0
				Standard	0	0
				Movie	0	0
				Pro	0	0
	63	ADTH	0, 1	0		

KV-32HS500/34DRC500 SERVICE DATA LISTS

Category Name	No.	Item Name	Range	Initial Data
DRCV	0	MFVR	0, 1	
	1	ISEL	0, 1	
	2	ORES	0-255	
	3	ONCT	0-255	
	4	AINI	0-127	
	5	BINI	0-127	
	6	FMAT	0, 1	
	7	FMTH	0-3	
	8	FSEL	0, 1	
	9	CDLY	0-3	
	10	LMIT	0, 1	
	11	LMLV	0-3	
	12	LMSL	0, 1	
	13	VDLY	0-3	
	14	VDPR	0-3	
	15	WPLL	0-3	
	16	CRCT	0, 1	
	17	NRA	0-255	
	18	NRB	0-255	
OP	0	DLY1	0-31	4
	1	DLY2	0-31	12
	2	DLY3	0-15	7
	3	OSDH	0-255	20
	4	HDPT	0, 1	1
	5	MSBG	0-255	0
	6	AACK	0-3	2
	7	RAMW	0-3	0

4-4.2. KV-32HV600 SERVICE DATA LISTS

Category Name	No.	Item Name	Range	Initial Data								
VERSION	0	VER	0,1	0								
	1	DMY1	0-255	0								
3D_COMB	0	NRMD	0-3	0								
	1	CLKS	0-3	1								
	2	NSDS	0-3	0								
	3	MSS	0-3	0								
	4	KILS	0-3	1								
	5	FRZE	0, 1	0								
	6	EXCS	0-3	1								
	7	CDL	0-7	4								
				NRMD(0)	NRMD(1)	NRMD(2)	NRMD(3)					
	8	DYCO	0-15	2	2	2	2					
	9	DYGA	0-15	10	10	10	10					
	10	DCCO	0-15	5	5	5	5					
	11	DCGA	0-15	5	5	5	5					
	12	WSC	0-2	1								
	13	WSS	0, 1	0								
				Vivid	Standard	Movie	Pro					
	14	VAPG	0-7	4	2	2	0					
	15	VAPI	0-31	4	4	4	0					
	16	TEST	0, 1	0								
				Vivid	Standard		Movie		Pro		TWIN	
				RF	CV/YC	RF	CV/YC	RF	CV/YC	RF	CV/YC	Any
	17	YPFT	0-3	3	3	3	3	3	3	3	3	
	18	YPFG	0-15	7	5	7	5	5	6	5	5	6
	19	SEDC	0, 1	0								
	20	SEDY	0, 1	1								
	21	YHCO	0-3	1								
	22	YHCG	0, 1	0								
	23	SYSP	0-3	0								
	24	TES2	0-7	0								

KV-32HV600 SERVICE DATA LISTS

Category Name	No.	Item Name	Range	Initial Data				
2103_1				480i	Others			
	0	YLEV	0-62	34	20			
	1	CLEV	0-63	40	17			
				RF	CV/YC			
	2	SCON	0-15	9	9			
	3	SCOL	0-15	2	2			
	4	SHUE	0-15	11	5			
	5	YDLY	0-3	0	0			
				RF	CV	V5	YC	
	6	SHAP	0-15	6	8	4	8	
	7	SHF0	0-3	0	0	3	0	
	8	PREO	0-3	3	3	3	3	
	9	BPF0	0-3	3				
	10	BPFQ	0-3	0				
				RF	CV/YC			
	11	BPSW	0, 1	1	0			
	12	TRAP	0, 1	0				
	13	LPF	0, 1	1				
				RF	CV/YC	Others		
	14	AFCG	0, 1	1	0	0		
	15	CDMD	0-3	3	3	3		
	16	SSMD	0-3	0	0	0		
				RF	CV/YC	V5/V6	DVI	
	17	HMSK	0, 1	0	1	1	0	
	18	HALI	0, 1	0				
				RF	CV/YC	V5/V6	DVI	
	19	PPHA	0-15	7	7	7	0	
				RF	V5/V6			
	20	CBO1	0-63	34	36			
	21	CRO1	0-63	32	38			
	22	CBO2	0-63	32				
	23	CRO2	0-63	32				
				Single	BLK(0)	BLK(1)	BLK(2)	BLK(3)
	24	ATPD	0-3	0	1	1	2	1
	25	DCTR	0-3	0	2	1	3	2

KV-32HV600 SERVICE DATA LISTS

Category Name	No.	Item Name	Range	Initial Data	
2103_2					
				DRC	VDO
	0	YLEV	0-63	41	35
	1	CLEV	0-63	31	42
				RF	CV/YC
	2	SCON	0-15	9	9
	3	SCOL	0-15	2	2
	4	SHUE	0-15	11	5
	5	YDLY	0-3	0	0
	6	SHAP	0-15	6	8
	7	SHF0	0-3	0	0
	8	PREO	0-3	3	3
	9	BPF0	0-3	3	
	10	BPFQ	0-3	0	
				RF	CV/YC
	11	BPSW	0, 1	1	0
	12	TRAP	0, 1	0	
				DRC	VDO
	13	LPF	0, 1	1	0
				RF	CV/YC
	14	AFCG	0, 1	1	0
	15	CDMD	0-3	3	3
	16	SSMD	0-3	0	0
	17	HMSK	0, 1	0	1
	18	HALI	0, 1	0	
				RF	CV/YC
	19	PPHA	0-15	7	7
	20	CBO1	0-63	34	
	21	CRO1	0-63	32	

KV-32HV600 SERVICE DATA LISTS

Category Name	No.	Item Name	Range	Initial Data									
2170P_1													
				CV/YC	480i	VDO	MS	PT					
	0	YOSW	0, 1	1	0	0	0	0	0				
	1	TCOF	0, 1	0									
									DVI 480p VGA	DVI 720p 1080i			
				DRC CV/YC	DRC 480i	V5/V6 480p	V5/V6 720p	V5/V6 1080i		PT 1080i	MS		
	2	YOF	0-15	0	15	7	7	7	7	7	7	7	
	3	CBOF	0-63	31	31	31	31	31	31	31	31	31	
	4	CROF	0-63	31	31	31	31	31	31	31	31	31	
	5	SBRT	0-63	31									
	6	RDRV	0-63	45									
	7	GDRV	0-63	35									
	8	BDRV	0-63	34									
	9	RCUT	0-63	41									
	10	GCUT	0-63	35									
	11	BCUT	0-63	18									
				WARM	COOL								
	12	WBSW	0, 1	1									
	13	SBOF	0-15	7	7								
	14	RDOF	0-63	31	31								
	15	GDOF	0-63	34	31								
	16	BDOF	0-63	45	34								
	17	RCOF	0-63	31	31								
18	GCOF	0-63	37	31									
19	BCOF	0-63	63	34									
20	DCOL	0-3	1										

KV-32HV600 SERVICE DATA LISTS

Category Name	No.	Item Name	Range	Initial Data	
2170P_2	0	PICO	0, 1	1	
	1	RGBS	0-7	7	
	2	BLKB	0-3	3	
	3	RGBL	0-3	2	
	4	YLMT	0-3	3	
	5	AGNG	0-3	0	
	6	AKBO	0, 1	0	
				Other	PT
	7	CLPP	0-3	3	3
	8	CLPG	0, 1	0	0
	9	CLPS	0, 1	0	0
	10	PPAD	0-7	3	3
	11	SYNP	0, 1	0	0
	12	HVBT	0, 1	0	

KV-32HV600 SERVICE DATA LISTS

Category Name	No.	Item Name	Range	Initial Data															
2170P_3				ViVid Mode															
					RF	CV/YC	Comp 480i	Comp 480p	Comp 1080i	Comp 720p	DVI 480i	DVI 480p	DVI VGA	DVI 1080i	DVI 720p	MS Menu	MS Single		
	0	SYSM	0-3		1	1	1	1	3	3	1	1	1	3	3	3	3	3	2
	1	VMLV	0-15		7														
	2	VMCR	0-3		1	0	0	0	0	0	0	0	0	0	0	0	0	0	3
	3	VMLM	0-3		3	3	3	3	3	3	3	3	3	3	3	3	3	3	3
	4	VMF0	0-3		1	1	1	1	0	0	1	1	1	0	0	0	0	0	0
	5	VMDL	0-15		8	8	8	8	13	13	8	8	8	13	12	13	13	13	8
	6	SHOF	0-3		3	2	2	1	1	1	2	1	1	1	1	1	1	1	2
	7	SHF0	0, 1		1	1	1	1	1	1	1	1	1	1	1	1	1	1	1
	8	PROV	0-3		0	3	2	1	3	3	2	1	1	3	3	3	3	3	3
	9	F1LV	0-3		0	0	1	0	0	1	1	0	0	0	1	0	0	0	0
	10	LTLV	0-3		2	3	3	3	3	3	3	3	3	3	3	3	3	3	3
	11	LTMD	0, 1		1	1	1	0	0	0	1	0	0	0	0	0	0	0	1
	12	CTLV	0-3		0	0	0	0	3	3	0	0	0	3	3	3	3	3	0
	13	UBOF	0-7		0	0	1	1	1	1	1	1	1	1	1	1	1	1	1
	14	UCOF	0-7		2	2	2	2	2	2	2	2	2	2	2	2	2	0	2
	15	UHOF	0-3		0	0	0	0	0	0	0	0	0	0	0	0	0	0	0
	16	MIDE	0-63		7	11	15	19	23	27	31	35	44	39	43	48	52	56	
						Standard Mode													
				RF	CV/YC		Comp 480i	Comp 480p	Comp 1080i	Comp 720p	DVI 480i	DVI 480p	DVI VGA	DVI 1080i	DVI 720p	MS Menu	MS Single		
	0	SYSM	0-3	1	1		1	1	3	3	1	1	1	3	3	3	3	3	2
	1	VMLV	0-15	7															
	2	VMCR	0-3	1	0		0	0	0	0	0	0	0	0	0	0	0	0	3
	3	VMLM	0-3	3	3		3	3	3	3	3	3	3	3	3	3	3	3	3
	4	VMF0	0-3	1	1		1	1	0	0	1	1	1	0	0	0	0	0	0
	5	VMDL	0-15	8	8		8	8	13	13	8	8	8	13	13	13	13	13	8
	6	SHOF	0-3	0	3		2	0	0	1	2	0	0	0	1	0	0	0	2
	7	SHF0	0, 1	1	1		1	1	1	1	1	1	1	1	1	1	1	1	1
	8	PROV	0-3	0	3		2	1	3	3	2	1	1	3	3	3	3	3	3
	9	F1LV	0-3	0	0		1	1	0	0	1	1	1	0	0	0	0	0	0
	10	LTLV	0-3	2	2		2	3	3	3	2	3	3	3	3	3	3	3	3
	11	LTMD	0, 1	1	1		1	1	1	1	1	1	1	1	1	1	1	1	1
	12	CTLV	0-3	0	0		0	0	3	3	0	0	0	3	3	3	3	3	0
	13	UBOF	0-7	0	0		2	2	2	2	2	2	2	2	2	2	2	2	1
	14	UCOF	0-7	1	1		2	2	1	2	2	2	2	1	2	1	0	0	0
15	UHOF	0-3	0	0	0		0	0	0	0	0	0	0	0	0	0	0	0	
16	MIDE	0-63	5	10	14		18	22	26	30	34	44	38	42	47	51	55		

KV-32HV600 SERVICE DATA LISTS

Category Name	No.	Item Name	Range	Initial Data														
2170P_3				Movie Mode														
					RF	CV/YC	Comp 480i	Comp 480p	Comp 1080i	Comp 720p	DVI 480i	DVI 480p	DVI VGA	DVI 1080i	DVI 720p	MS Menu	MS Single	MS Twin
	0	SYSM	0-3		1	1	1	1	3	3	1	1	1	3	3	3	3	2
	1	VMLV	0-15		7													
	2	VMCR	0-3		1	0	0	0	0	0	0	0	0	0	0	0	0	3
	3	VMLM	0-3		3	3	3	3	3	3	3	3	3	3	3	3	3	3
	4	VMF0	0-3		1	1	1	1	0	0	1	1	1	0	0	0	0	0
	5	VMDL	0-15		9	8	8	8	13	13	8	8	8	13	13	13	13	8
	6	SHOF	0-3		1	1	1	1	1	1	1	1	1	1	1	1	1	1
	7	SHF0	0, 1		1	1	1	1	0	1	1	1	1	0	1	0	0	1
	8	PROV	0-3		0	3	2	1	3	3	2	1	1	3	3	3	3	3
	9	F1LV	0-3		0	0	0	0	0	0	0	0	0	0	0	0	0	0
	10	LTLV	0-3		1	1	1	2	1	1	1	2	2	1	1	1	1	1
	11	LTMD	0, 1		1	1	1	1	1	1	1	1	1	1	1	1	1	1
	12	CTLV	0-3		0	0	0	0	2	2	0	0	0	2	2	2	2	0
	13	UBOF	0-7		0	0	0	0	0	0	0	0	0	0	0	0	0	0
	14	UCOF	0-7		0	0	0	0	0	0	0	0	0	0	0	0	0	0
	15	UHOF	0-3		0	0	0	0	0	0	0	0	0	0	0	0	0	0
	16	MIDE	0-63	3	9	13	17	21	25	29	33	44	37	41	46	50	54	
					Pro Mode													
				RF		CV/YC	Comp 480i	Comp 480p	Comp 1080i	Comp 720p	DVI 480i	DVI 480p	DVI VGA	DVI 1080i	DVI 720p	MS Menu	MS Single	MS Twin
	0	SYSM	0-3	1		1	2	1	3	3	2	1	1	3	3	3	3	2
	1	VMLV	0-15	7														
	2	VMCR	0-3	1		0	0	0	0	0	0	0	0	0	0	0	0	3
	3	VMLM	0-3	3		3	3	3	3	3	3	3	3	3	3	3	3	3
	4	VMF0	0-3	1		1	0	0	0	0	0	0	0	0	0	0	0	0
	5	VMDL	0-15	8		8	8	8	13	13	8	8	8	13	13	13	13	8
	6	SHOF	0-3	1		2	2	0	2	1	2	0	0	2	1	2	2	1
	7	SHF0	0, 1	1		1	1	1	1	1	1	1	1	1	1	1	1	1
	8	PROV	0-3	0		2	3	1	3	3	3	1	1	3	3	3	3	3
	9	F1LV	0-3	0		0	0	0	0	0	0	0	0	0	0	0	0	0
	10	LTLV	0-3	0		0	0	0	0	0	0	0	0	0	0	0	0	0
	11	LTMD	0, 1	1		1	1	1	1	1	1	1	1	1	1	1	1	1
	12	CTLV	0-3	0		0	0	0	0	0	0	0	0	0	0	0	0	0
	13	UBOF	0-7	2		2	2	1	1	1	2	1	1	1	1	1	1	2
	14	UCOF	0-7	0		0	0	0	0	0	0	0	0	0	0	0	0	0
15	UHOF	0-3	0	0		0	0	0	0	0	0	0	0	0	0	0	0	
16	MIDE	0-63	0	8	12	16	20	24	28	32	44	36	40	45	49	53		

KV-32HV600 SERVICE DATA LISTS

Category Name	No.	Item Name	Range	Initial Data			
2170P_3				Vivid	Standard	Movie	Pro
	17	VM	0-3	3	3	1	0
	18	VMH	0-15	15	15	12	12
	19	VMM	0-15	10	10	8	8
	20	VML	0-15	6	6	4	4
	21	VGAP	0-15	5			
	22	VGAS	0-15	0			
	23	VGAB	0-15	0			
	24	VGAC	0-15	0			
	25	VGAV	0-15	5			

KV-32HV600 SERVICE DATA LISTS

Category Name	No.	Item Name	Range	Initial Data																			
2170P_4																							
				MS	Other																		
	0	YCON	0, 1	0	1																		
				DRC	VDO(V5/V6)	VDO (DVI)	MS	PT															
	1	SPIC	0-15	7	7	7	0	7															
	2	SCOL	0-63	31	31	31	31	31															
	3	SHUE	0-63	31	31	31	31	31															
	4	SPIO	0-15	7																			
	5	SCLO	0-15	7																			
	6	SHUO	0-15	7																			
				Vivid	Standard	Movie	Pro																
	7	UPIC	0-63	63	48	39	31																
	8	UBRT	0-63	31	31	31	31																
	9	UCOL	0-63	35	31	31	31																
	10	UHUE	0-63	31	31	31	31																
	11	USHP	0-63	24	29	31	31																
	12	UTMP	0-3	2	1	0	1																
	13	RYR	0-15	8																			
	14	RYB	0-15	9																			
	15	GYR	0-15	9																			
	16	GYB	0-15	6																			
	17	GAMM	0-3	Vivid	2	2	2	3	3	3	2	3	3	3	3	3	3	3	3				
				Standard	1	1	1	1	1	1	1	1	1	1	1	1	1	1	2				
				Movie	0	0	0	0	0	0	0	0	0	0	0	0	0	0	0				
			Pro	0	0	0	0	0	0	0	0	0	0	0	0	0	0	0					
			GAMM (0)	GAMM (1)	GAMM (2)	GAMM (3)																	
18	GAMS	0-15	0	8	8	8																	
19	GAMR	0-15	0	4	8	12																	
20	GAMG	0-15	0	4	8	12																	
21	GAMB	0-15	0	4	8	12																	

KV-32HV600 SERVICE DATA LISTS

Category Name	No.	Item Name	Range	Initial Data														
2170P_4																		
					RF	CV/YC	Comp 480i	Comp 480p	Comp 1080i	Comp 720p	DVI 480i	DVI 480p	DVI VGA	DVI 1080i	DVI 720p	MS Menu	MS Single	Twin
	22	BLK	0-3	Vivid	3	3	3	3	3	3	3	3	3	3	3	3	3	3
				Standard	2	2	2	2	2	2	2	2	2	2	2	3	2	2
				Movie	0	0	1	0	1	0	1	0	0	1	0	0	1	0
				Pro	0	0	0	0	0	0	0	0	0	0	0	0	0	0
				BLK (0)	BLK (1)	BLK (2)	BLK (3)											
	23	DCTR	0-15	0	3	7	12											
	24	APED	0-3	0	0	1	2											
	25	DSBO	0-15	7	7	7	7											
				0	1	0	1											
	26	IDSW	0-7	0														
				BLK (0)	BLK (1)	BLK (2)	BLK (3)											
	27	ABLM	0-3	0	1	0	1											
				Others	Small Pic													
	28	ABLT	0-15	0	0													
	29	SPOF	0-31	0														
			BLK (0)	BLK (1)	BLK (2)	BLK (3)												
30	DPSQ	0, 1	1	1	1	1												
31	LRGB	0-15	3															

KV-32HV600 SERVICE DATA LISTS

Category Name	No.	Item Name	Range	Initial Data					
2170D_1	0	VPOS	0-63	25					
	1	VSIZ	0-63	27					
				1080iFULL	Others				
	2	VSZO	0-63	0	0				
				WideZoom	Others				
	3	VLIN	0-15	8	7				
	4	VSCO	0-15	10	9				
	5	VCEN	0-63	15					
				1080Vcomp	Others				
				480Vcomp					
	6	VPIN	0-63	15	13				
	7	MVPN	0-3	0					
	8	NSCO	0-63	31					
	9	HTPZ	0-31	15					
	10	MHTZ	0-3	0					
				WideZoom	Zoom	Others			
	11	ZOOM	0, 1	1	1	0			
				WideZoom	Zoom	480FULL	1080FULL	1080Vcomp	480Vcomp
	12	APSW	0, 1	1	1	1	0	0	1
	13	ASPT	0-63	24	47	47	47	47	47
	14	SCRL	0-63	31	31	31	31	31	31
				WideZoom	Others				
	15	UVLN	0-15	4	0				
	16	LVLN	0-15	4	0				

KV-32HV600 SERVICE DATA LISTS

Category Name	No.	Item Name	Range	Initial Data				
2170D_2								
	0	HCNT	0-63	29				
				1080FULL	Others			
				1080Vcomp				
	1	HPOS	0-63	34	34			
				WideZoom	Others			
	2	HSIZ	0-63	49	34			
	3	SLIN	0-15	10	1			
	4	MPIN	0-15	10	8			
	5	PIN	0-63	40	21			
				WideZoom	Zoom	480FULL	1080FULL	1080Vcomp
				480Vcomp				
	6	PINO	0-15	7	7	7	7	7
				WideZoom	Others			
	7	UCP	0-63	31	38			
	8	LCP	0-63	31	38			
	9	UXCG	0-3	1				
	10	LXCG	0-3	1				
	11	UXCP	0-3	2				
	12	LXCP	0-3	2				
	13	XCPP	0, 1	0				
				WideZoom	Others			
	14	PPHA	0-63	20	23			
	15	VANG	0-63	34				
	16	LANG	0-63	33				
	17	VBOW	0-63	25				
18	LBOW	0-63	32					

KV-32HV600 SERVICE DATA LISTS

Category Name	No.	Item Name	Range	Initial Data							
2170D_3	0	HBLK	0, 1	1							
				1080FULL							
				1080Vcomp		Others					
	1	LBLK	0-63	50		51					
	2	RBLK	0-63	31		27					
				WideZoom		Zoom		480FULL		480Vcomp	
								1080FULL		1080Vcomp	
	3	VBK	0, 1	0		0		1		1	
				WideZoom		Zoom		480FULL		1080FULL	
								1080Vcomp		480Vcomp	
	4	TBK	0-15	7		7		4		4	
	5	BBK	0-15	7		7		8		6	
								14		13	
				1080FULL							
				1080Vcomp		Others					
	6	AFCM	0-3	2		3					
				1080Vcomp							
				480Vcomp		Others					
	7	JUMP	0, 1	1		0					
				WideZoom		Zoom		480Vcomp		1080Vcomp	
								480FULL		1080FULL	
	8	VDJP	0, 1	1		1		0		1	
				1080Vcomp							
				1080FULL		Others					
	9	VDST	0, 1	0		0					
							480FULL		1080FULL		
							480Vcomp		1080Vcomp		
10	AKBT	0-31	15		15		22		16		

KV-32HV600 SERVICE DATA LISTS

Category Name	No.	Item Name	Range	Initial Data	
2170D_4				1080Vcomp 480Vcomp	Others
	0	QPAM	0-63	25	25
	1	QPAV	0-63	40	40
	2	QPAP	0-15	7	7
	3	QPDC	0-63	17	17
	4	QPDV	0-63	47	47
	5	QPDP	0-15	7	7
	6	CPY1	0, 1		
	7	DF	0-63		
	8	DQP	0-63		
	9	DHMT	0, 1		
2170D_5	0	VFRQ	0-3	1	
	1	VON	0, 1	1	
	2	EWDC	0, 1	0	
	3	MS15	0, 1	0	
	4	HFRQ	0-255	80	
	5	HFRX	0-63	25	
	6	VMPS	0, 1	0	
	7	INTR	0, 1	0	
	8	VLNL	0-3	0	
	9	VLNH	0-255	0	
	10	AGCS	0, 1	0	

KV-32HV600 SERVICE DATA LISTS

Category Name	No.	Item Name	Range	Initial Data		
D_CONV				1080Vcomp 480VcompOthers		
	0	YBWU	0-63	26	26	
	1	YBWL	0-63	31	31	
	2	RSAP	0-63	47	47	
	3	RUBW	0-63	62	62	
	4	RUMB	0-63	63	63	
	5	RLBW	0-63	12	12	
	6	RLMB	0-63	63	63	
	7	LSAP	0-63	25	25	
	8	LUBW	0-63	63	63	
	9	LUMB	0-63	35	35	
	10	LLBW	0-63	2	2	
	11	LLMB	0-63	12	12	
	12	CADJ	0-63	29		
	13	CPY2	0, 1	0		
CXA2151	0	MTRX	0-3	PTOthers		
	1	GAIN	0-3	7	7	
				V5/V6	DVI	Others
	2	FIXS	0-3	0	0	0
				PT	Others	
	3	CBGN	0-15	7	7	
	4	CRGN	0-15	8	8	
	5	YGN	0-15	8	8	
	6	VTC	0-3	0		
	7	HTC	0, 1			
	8	HWID	0-3	1		
	9	HSEP	0, 1	1		
	10	HMSK	0, 1			
				V5/V6	DVI	Others
		11	FRGB	0, 1	0	0

KV-32HV600 SERVICE DATA LISTS

Category Name	No.	Item Name	Range	Initial Data					
MID1									
	0	DHPH	0-255	109					
	1	DVPH	0-63	20					
	2	DHAR	0-255	240					
	3	DVAR	0-255	135					
	4	DHPW	0-63	55					
	5	DVPW	0-7	5					
				Single		Twin	Freeze	Favorite	Index
				480i	Others				
	6	DYCD	0-63	3	0	2	2	2	2
				table-0	table-1	table-2	table-3		
	7	DYSD	0-7	7	4	2	1		
				Single				Favorite	Index
				VGA		Others		VGA	VGA
				Normal	Others	Normal	Others		
	8	MDHP	0-255		72		0	40	38
				Single			Favorite	Index	
				480i/480p	VGA	Others	VGA	VGA	
	9	MDVP	0-255	30	66	0	34	86	
				Single				Favorite	Index
				VGA		Others		VGA	VGA
				Normal	Others	Normal	Others		
	10	MDHS	0-255		204		240	155	116
				Single			Favorite	Index	
				480i/480p	VGA	Others	VGA	VGA	
	11	MDVS	0-255	120	102	135	103	77	

KV-32HV600 SERVICE DATA LISTS

Category Name	No.	Item Name	Range	Initial Data			
MID1							
				Twin/Freeze	Favorite	Index	
	12	MLHP	0-255	36	31	31	
	13	MLVP	0-255	8	30	41	
				Favorite			
	14	SDHP	0-255	167			
	15	SDVP	0-255	5			
	16	SDHS	0-255	115			
	17	SDVS	0-255	79			
	18	PDHP	0-255				
	19	PDVP	0-255				
	20	PDHS	0-255				
	21	PDVS	0-255				
				1080i Single	Others		
	22	DPSW	0, 1	0	0		
	23	MDLO	0-63	14			
				Single			
				Normal	Others	MS	Others
	24	BCOL	0-15		1	0	1
	25	DYSS	0-3	1			
			Index				
26	OSDH	0-63	32				
27	OSDV	0-63	16				

KV-32HV600 SERVICE DATA LISTS

Category Name	No.	Item Name	Range	Initial Data				
MID2								
				Single	480i		YC	
					Normal	Others	Normal	Others
	0	DRHP	0-255			120		117
	1	DRHS	0-255			180		180
	2	DRVP	0-63			37		37
	3	DRVS	0-255			120		120
				Twin-Left	480i	YC		
	0	DRHP	0-255		146	148		
	1	DRHS	0-255		164	164		
	2	DRVP	0-63		57	57		
	3	DRVS	0-255		110	110		
				Twin-Right	YC			
	0	DRHP	0-255		153			
	1	DRHS	0-255		164			
	2	DRVP	0-63		57			
	3	DRVS	0-255		110			
				Freeze	480i	YC		
	0	DRHP	0-255		153	153		
	1	DRHS	0-255		162	162		
	2	DRVP	0-63		57	57		
	3	DRVS	0-255		110	110		

KV-32HV600 SERVICE DATA LISTS

Category Name	No.	Item Name	Range	Initial Data				
MID2								
				Favorite-Main	480i		YC	
					Full	Vcomp	Full	Vcomp
	0	DRHP	0-255		140	140	140	140
	1	DRHS	0-255		165	165	165	165
	2	DRVP	0-63		37	57	37	57
	3	DRVS	0-255		120	110	120	110
				Favorite-Sub	YC			
	0	DRHP	0-255		153			
	1	DRHS	0-255		171			
	2	DRVP	0-63		28			
	3	DRVS	0-255		118			
				Index-Main	480i		YC	
					Full	Vcomp	Full	Vcomp
	0	DRHP	0-255		140	140	140	140
	1	DRHS	0-255		165	165	165	155
	2	DRVP	0-63		57	57	57	57
	3	DRVS	0-255		110	110	110	110
				Index-Sub	YC			
	0	DRHP	0-255		158			
	1	DRHS	0-255		162			
	2	DRVP	0-63		57			
3	DRVS	0-255	110					

KV-32HV600 SERVICE DATA LISTS

Category Name	No.	Item Name	Range	Initial Data									
MID3													
				Single	1080i	720p	480p		480i		VGA		
							Normal	Others	Normal	Others	Normal	Others	
	0	VDHP	0-255		107	137		152		56		170	
	1	VDHS	0-255		240	161		240		180		229	
	2	VDVE	0-63		19	24		37		17		34	
	3	VDVS	0-255		135	180		120		60		120	
				Twin-Left	1080i	720p	480p	480i	VGA				
	0	VDHP	0-255		141	163	192	71	213				
	1	VDHS	0-255		221	147	219	164	209				
	2	VDVE	0-63		43	54	57	27	45				
	3	VDVS	0-255		123	165	110	55	110				
				Twin-Right	YC								
	0	VDHP	0-255		73								
	1	VDHS	0-255		164								
	2	VDVE	0-63		27								
	3	VDVS	0-255		55								
				Freeze	1080i	720p	480p	480i	VGA				
0	VDHP	0-255	151		169	200	74	212					
1	VDHS	0-255	218		145	216	162	208					
2	VDVE	0-63	43		54	57	27	45					
3	VDVS	0-255	123		165	110	55	110					

KV-32HV600 SERVICE DATA LISTS

Category Name	No.	Item Name	Range	Initial Data									
MID3				Favorite-Main	1080i		720p	480p		480i		VGA	
					FULL	Vcomp	-	FULL	Vcomp	FULL	Vcomp	FULL	Vcomp
	0	VDHP	0-255		136	136	158	184	184	68	68	169	169
	1	VDHS	0-255		222	222	148	220	220	165	165	229	229
	2	VDVE	0-63		43	43	55	37	57	17	27	34	34
	3	VDVS	0-255		123	123	165	120	110	60	55	120	120
					Favorite-Sub	YC							
				75									
	0	VDHP	0-255	171									
	1	VDHS	0-255	13									
	2	VDVE	0-63	59									
	3	VDVS	0-255										
				Index-Main	1080i		720p	480p		480i		VGA	
					FULL	Vcomp	-	FULL	Vcomp	FULL	Vcomp	FULL	Vcomp
	0	VDHP	0-255		136	136	158	184	184	68	68	169	169
	1	VDHS	0-255		222	222	148	220	220	165	165	229	229
	2	VDVE	0-63		43	43	55	57	57	27	27	34	34
	3	VDVS	0-255		123	123	165	110	110	55	55	120	120
					Index-Sub	YC							
				76									
	0	VDHP	0-255	162									
	1	VDHS	0-255	27									
	2	VDVE	0-63	55									
	3	VDVS	0-255										
				YC	480i	1080i	720p	480p	VGA				
	4	VDVO	0-3	0	0	0	0	0	0				
	5	VCPO	0-255	42	42	72	88	122	122				
	6	VCWD	0-7	1	1	3	3	3	3				
	7	VYCD	0-63	0	0	0	0	0	0				
	8	VSTP	0-255	62	62	136	183	126	129				
	9	VSTT	0-15	0	0	0	0	0	0				
	10	VHSC	0-255	130	130	130	130	130	130				
11	VFRV	0, 1	0	0	0	0	0	0					

KV-32HV600 SERVICE DATA LISTS

Category Name	No.	Item Name	Range	Initial Data															
MID5																			
	0	POP	0-63	0	1	2	3	4	5	6	7	8	9	10	11	12	13	14	15
	1	MHLY	0-3	1	1	1	1	1	1	1	1	1	1	1	1	1	1	1	1
	2	MHLC	0-3	3	3	3	3	3	3	3	3	3	3	3	3	3	3	3	3
	3	MVLY	0-3	0	0	0	0	0	0	0	0	0	0	0	0	0	0	0	0
	4	MVLC	0-3	0	0	0	0	0	0	0	0	0	0	0	0	0	0	0	0
	5	MHYR	0-3	0	1	1	1	2	3	3	3	0	0	2	1	0	0	1	1
	6	MHYL	0-3	0	1	1	1	1	2	2	2	0	1	2	1	0	0	2	2
	7	MHYE	0-7	0	2	2	5	6	7	7	7	0	2	4	7	0	0	7	7
	8	MHYO	0, 1	0	1	1	1	1	1	1	1	0	1	1	1	1	1	1	1
	9	MHCR	0-3	0	0	0	0	0	0	0	0	0	0	0	0	0	0	0	0
	10	MHCL	0-3	0	0	0	0	0	0	0	0	0	0	0	0	0	0	0	0
	11	MHCE	0-7	0	0	0	0	0	0	0	0	0	0	0	0	0	0	0	0
	12	MHCO	0-1	0	0	0	0	0	0	0	0	0	0	0	0	0	0	0	0
	13	MVYR	0-3	0	0	0	0	1	2	2	2	0	1	1	1	0	0	1	2
	14	MVYL	0-3	0	0	0	0	1	1	1	1	0	1	1	1	0	0	1	2
	15	MVYE	0-7	0	0	0	0	1	3	3	3	0	3	3	3	0	0	3	3
	16	MVCR	0-3	0	0	0	0	0	0	0	0	0	0	0	0	0	0	0	0
	17	MVCL	0-3	0	0	0	0	0	0	0	0	0	0	0	0	0	0	0	0
	18	MVCE	0-7	0	0	0	0	0	0	0	0	0	0	0	0	0	0	0	0
	0	POP	0-63	16	17	18	19	20	21	22	23	24	25	26	27	28	29	30	31
	1	MHLY	0-3	1	1	1	1	0	0	0	0	0	0	0	0	1	1	1	1
	2	MHLC	0-3	3	3	3	3	0	0	0	0	0	0	0	0	3	3	3	3
	3	MVLY	0-3	0	0	0	0	0	0	0	0	0	0	0	0	0	0	0	0
	4	MVLC	0-3	0	0	0	0	0	0	0	0	0	0	0	0	0	0	0	0
	5	MHYR	0-3	1	1	1	0	0	0	0	0	0	0	0	0	0	1	1	1
	6	MHYL	0-3	1	1	2	1	0	1	1	1	1	1	1	1	0	1	2	2
	7	MHYE	0-7	2	2	2	3	0	4	2	5	2	4	7	7	0	2	2	7
	8	MHYO	0, 1	1	1	1	0	0	0	0	0	0	0	0	0	1	1	1	1
	9	MHCR	0-3	0	0	0	0	0	0	1	1	0	0	1	1	0	0	0	0
	10	MHCL	0-3	0	0	0	0	0	0	1	1	0	0	1	1	0	0	0	0
	11	MHCE	0-7	0	0	0	0	0	0	2	2	0	0	4	4	0	0	0	0
	12	MHCO	0-1	0	0	0	0	0	0	1	1	0	0	1	1	0	0	0	0
	13	MVYR	0-3	0	1	0	0	0	0	0	0	0	0	0	0	0	1	1	2
	14	MVYL	0-3	0	1	0	1	0	0	1	1	0	0	1	1	0	1	1	1
	15	MVYE	0-7	0	1	0	1	0	0	1	2	0	0	4	4	0	5	7	5
	16	MVCR	0-3	0	0	0	0	0	0	1	1	0	0	1	1	0	0	0	0
	17	MVCL	0-3	0	0	0	0	0	0	1	1	0	0	1	1	0	0	0	0
	18	MVCE	0-7	0	0	0	0	0	0	2	2	0	0	4	4	0	0	0	0

KV-32HV600 SERVICE DATA LISTS

Category Name	No.	Item Name	Range	Initial Data																
MID5																				
	0	POP	0-63	32	33	34	35	36	37	38	39	40	41	42	43	44	45	46	47	
	1	MHLY	0-3	1	1	1	1	0	0	0	0	0	0	0	0	1	0	0	0	
	2	MHLC	0-3	3	3	3	3	0	0	0	0	0	0	0	0	3	0	0	0	
	3	MVLY	0-3	0	0	0	0	0	0	0	0	0	0	0	0	0	0	0	0	
	4	MVLC	0-3	0	0	0	0	0	0	0	0	0	0	0	0	0	0	0	0	
	5	MHYR	0-3	1	1	1	1	0	0	0	0	0	0	0	0	1	0	0	0	
	6	MHYL	0-3	1	1	2	2	1	1	1	1	1	1	1	1	1	0	0	0	
	7	MHYE	0-7	7	3	2	7	2	4	7	7	2	4	7	7	4	0	0	0	
	8	MHYO	0, 1	1	1	1	1	0	0	0	0	0	0	0	0	1	0	0	0	
	9	MHCR	0-3	0	0	0	0	0	0	1	1	0	0	1	1	0	0	0	0	
	10	MHCL	0-3	0	0	0	0	0	0	1	1	0	0	1	1	0	0	0	0	
	11	MHCE	0-7	0	0	0	0	0	0	4	4	0	0	4	4	0	0	0	0	
	12	MHCO	0-1	0	0	0	0	0	0	1	1	0	0	1	1	0	0	0	0	
	13	MVYR	0-3	0	1	1	1	0	0	0	0	0	0	0	0	0	0	0	0	
	14	MVYL	0-3	0	1	1	1	0	1	1	1	0	1	1	1	0	0	0	0	
	15	MVYE	0-7	0	4	7	5	0	4	4	4	0	4	4	4	0	0	0	0	
	16	MVCR	0-3	0	0	0	0	0	0	1	1	0	0	1	1	0	0	0	0	
	17	MVCL	0-3	0	0	0	0	0	0	1	1	0	0	1	1	0	0	0	0	
	18	MVCE	0-7	0	0	0	0	0	0	4	4	0	0	4	4	0	0	0	0	
	0	POP	0-63	48	49	50	51	52	53	54	55	56								
	1	MHLY	0-3	0	0	0	0	0	0	0	0	0								
	2	MHLC	0-3	0	0	0	0	0	0	0	0	0								
	3	MVLY	0-3	0	0	0	0	0	0	0	0	0								
	4	MVLC	0-3	0	0	0	0	0	0	0	0	0								
	5	MHYR	0-3	0	0	0	0	0	0	0	0	0								
	6	MHYL	0-3	0	0	1	1	1	0	0	0	0								
	7	MHYE	0-7	0	0	4	2	5	0	0	0	0								
	8	MHYO	0, 1	0	0	0	0	0	0	0	0	0								
	9	MHCR	0-3	0	0	0	1	1	0	0	0	0								
	10	MHCL	0-3	0	0	0	1	1	0	0	0	0								
	11	MHCE	0-7	0	0	0	2	2	0	0	0	0								
	12	MHCO	0-1	0	0	0	1	1	0	0	0	0								
	13	MVYR	0-3	0	0	0	0	0	0	0	0	0								
	14	MVYL	0-3	0	0	0	1	1	0	0	0	0								
	15	MVYE	0-7	0	0	0	1	2	0	0	0	0								
	16	MVCR	0-3	0	0	0	1	1	0	0	0	0								
	17	MVCL	0-3	0	0	0	1	1	0	0	0	0								
	18	MVCE	0-7	0	0	0	2	2	0	0	0	0								

KV-32HV600 SERVICE DATA LISTS

Category Name	No.	Item Name	Range	Initial Data
MID5				
				MS
	19	SHLY	0-7	0
	20	SHLC	0-7	0
	21	SVLY	0-7	0
	22	SVLC	0-7	0
	23	SHYR	0-3	0
	24	SHYL	0-3	0
	25	SHYE	0-7	0
	26	SHYO	0, 1	0
	27	SHCR	0-3	0
	28	SHCL	0-3	0
	29	SHCE	0-7	0
	30	SHCO	0, 1	0
	31	SVYR	0-3	0
	32	SVYL	0-3	0
	33	SVYE	0-7	0
	34	SVCR	0-3	0
	35	SVCL	0-3	0
	36	SVCE	0-7	0

KV-32HV600 SERVICE DATA LISTS

Category Name	No.	Item Name	Range	Initial Data		
CXA3506R				480i	Others	
	0	MCON	0, 1	64	64	
	1	SCOR	0-255	128	128	
	2	SCOG	0-255	128	128	
	3	SCOB	0-255	128	128	
	4	RGB	0-255	0	0	
AUDIO						
	0	ASYS	0, 1	1		
	1	TRCV	0-3	2		
	2	BACV	0-3	0		
	3	MDCV	0-3	2		
	4	SVHI	0-7	4		
	5	SVLO	0-7	6		
	6	MDFQ	0-15	7		
	7	LOFQ	0-7	1		
	8	SBAS	0-15	8		
	9	BSFQ	0-15	0		
	10	STRE	0-15	8		
	11	TRFQ	0-15	7		
	12	PSEF	0-15	5		
	13	AGCL	0-15	3		
				TruSurround	Simulated	SteadySound
	14	BBE	0, 1	1	1	1
	15	BBEP	0-7	4	4	4
	16	BBEL	0-7	2	2	2
	17	BB2P	0-7	4	4	4
	18	BB2L	0-7	2	2	2
	19	TRS1	0-7	4		
	20	TRS2	0-7	2		

KV-32HV600 SERVICE DATA LISTS

Category Name	No.	Item Name	Range	Initial Data							
SNNR	0	MODE	0-3	0							
	1	SNNR	0-7	0							
				A	B	C	D	E	F	G	
	2	WSLT	0-255	15	31	45	63	85	110	127	
				0	1	2	3	4	5	6	7
	3	CPFG	0-15	0	0	1	1	2	2	2	3
	4	CPFT	0-3	0	0	0	0	0	0	0	0
	5	CCOR	0-3	0	0	1	1	1	1	1	1
	6	CHCG	0, 1	0	1	1	1	1	1	1	1
	7	CAPG	0-7	0	0	0	0	0	0	0	0
	8	3SHP	0-15	0	0	1	1	2	2	2	3
	9	NYNR	0-15	0	1	2	2	3	3	4	4
	10	NCNR	0-15	0	1	2	2	3	3	4	4
	11	NYMG	0-3	0	0	0	0	0	0	0	0
	12	NCMG	0-3	0	0	0	0	0	0	0	0
	13	NYLT	0-15	0	1	1	2	3	4	6	8
	14	NYNC	0-15	0	0	2	2	3	3	4	4
	15	NYCO	0, 1	0	0	1	1	1	1	1	1
	16	7SHP	0-63	0	0	1	1	3	3	3	4
	17	7YF1	0-3	0	0	1	1	2	2	2	3
	18	7LTI	0-3	0	0	0	0	0	0	0	0
	19	7CTI	0-3	0	0	0	0	0	0	0	0
	20	7VML	0-15	0	0	0	0	0	0	0	0
	21	7VMC	0-3	0	0	1	1	2	2	2	3
	22	MIDD	0-63	0	0	1	1	2	2	2	3

KV-32HV600 SERVICE DATA LISTS

Category Name	No.	Item Name	Range	Initial Data
CCD				
	0	HPRM	0-255	60
	1	HPRS	0-255	60
	2	YSYM	0, 1	0
	3	CCDI	0-7	3
	4	CRIP	0-7	4
	5	PHLD	0, 1	0
	6	CHMK	0-63	54
	7	LANG	0-15	0
	8	DATA	0, 1	0
	9	VCHP	0, 1	0
	10	CLMP	0, 1	0
	11	SYSV	0-7	4
	12	ID1	0, 1	1
	13	ID1M	0-7	1
	14	FPOL	0, 1	0
	15	BWHT	0, 1	0
	16	MESH	0, 1	0
	17	BNBB	0-3	1
	18	BNBG	0-3	1
	19	BNBR	0-3	0
	20	CMP1	0-7	2
	21	CMP2	0-7	5
	22	CMP3	0-7	3
	23	CWHT	0-7	3
	24	VSDW	0, 1	1
	25	BFRQ	0, 1	0
	26	BPOS	0, 1	0
	27	BFRM	0, 1	1
	28	BTIM	0, 1	0

KV-32HV600 SERVICE DATA LISTS

Category Name	No.	Item Name	Range	Initial Data
3DNR	0	WHCT	0-63	44
	1	NIQM	0, 1	1
	2	CLPW	0-63	30
	3	CLPP	0-255	80
	4	YHBW	0-255	138
	5	YBKL	0-15	0
	6	YBKO	0, 1	0
	7	MUTE	0, 1	0
	8	YHBS	0-127	40
	9	CHBW	0-255	138
	10	CBKO	0-127	40
	11	CHBO	0, 1	0
	12	VHBL	0-15	0
	13	UHBL	0-15	0
	14	UVDL	0-7	0
	15	YDL	0-7	0
	16	PVDI	0, 1	0
	17	PHDI	0, 1	0
	18	HDW	0-63	16
	19	PVDO	0, 1	0
	20	PHDO	0, 1	0
	21	HST	0-255	54
	22	VDL	0-15	0
	23	VDW	0-15	44
	24	NDET	0-15	1
	25	NVP	0-15	30
	26	NDTS	0-3	80
	27	HROF	0, 1	138
	28	NDGW	0-15	0
	29	UOFS	0-7	2
	30	POT	0-3	0
	31	UVF	0, 1	40
	32	APC	0, 1	138
	33	DAP	0, 1	40

KV-32HV600 SERVICE DATA LISTS

Category Name	No.	Item Name	Range	Initial Data		
3DNR					Others	480i
	34	YLV	0-15	Vivid	15	15
				Standard	10	10
				Movie	10	10
				Pro	8	8
	35	YST	0, 1	0		
	36	YNT	0, 1	1		
	37	YPL	0, 1	1		
	38	YMV	0, 1	0		
					Others	480i
	39	YCR	0-31	Vivid	3	3
				Standard	3	3
				Movie	3	3
				Pro	3	3
	40	VOS	0-7	2		
					Others	480i
	41	YMG	0-3	Vivid	3	3
				Standard	3	3
				Movie	3	3
				Pro	3	3
	42	YEG	0, 1	1		
					Others	480i
	43	YEL	0-15	Vivid	6	6
				Standard	6	6
				Movie	6	6
				Pro	6	6
					Others	480i
	44	YLM	0-127	Vivid	6	6
				Standard	6	6
				Movie	6	6
				Pro	6	6

KV-32HV600 SERVICE DATA LISTS

Category Name	No.	Item Name	Range	Initial Data		
3DNR					Others	480i
	45	CLV	0-15	Vivid	15	15
				Standard	10	10
				Movie	10	10
				Pro	8	8
	46	CNT	0, 1	1		
	47	CPL	0, 1	1		
					Others	480i
	48	CMG	0-3	Vivid	3	3
				Standard	3	3
				Movie	3	3
				Pro	3	3
					Others	480i
	49	CCR	0-31	Vivid	6	6
				Standard	6	6
				Movie	6	6
				Pro	6	6
					Others	480i
	50	CLM	0-127	Vivid	6	6
				Standard	6	6
				Movie	6	6
				Pro	6	6
	51	NVSL	0-255	20		
	52	NVSH	0, 1	0		
	53	NHS	0-127	16		
	54	NVEL	0-255	244		
	55	NVEH	0, 1	0		
	56	NHE	0-127	120		
					Others	480i
	57	YNG	0-3	Vivid	3	3
				Standard	3	3
				Movie	3	3
				Pro	3	3

KV-32HV600 SERVICE DATA LISTS

Category Name	No.	Item Name	Range	Initial Data		
3DNR					Others	480i
	58	COR	0, 1	Vivid	0	0
				Standard	0	0
				Movie	0	0
				Pro	0	0
					Others	480i
	59	LPF	0, 1	Vivid	0	0
				Standard	0	0
				Movie	0	0
				Pro	0	0
					Others	480i
	60	YLT	0-15	Vivid	0	0
				Standard	0	0
				Movie	0	0
				Pro	0	0
					Others	480i
	61	YNC	0-15	Vivid	15	15
				Standard	10	10
				Movie	10	10
				Pro	8	8
					Others	480i
	62	YCO	0, 1	Vivid	0	0
				Standard	0	0
				Movie	0	0
				Pro	0	0
	63	ADTH	0, 1	0		

— 89 —

KV-32HV600 SERVICE DATA LISTS

Category Name	No.	Item Name	Range	Initial Data
OP	0	DLY1	0-31	4
	1	DLY2	0-31	12
	2	DLY3	0-15	7
	3	OSDH	0-255	20
	4	HDPT	0, 1	1
	5	MSBG	0-255	0
	6	AACK	0-3	2
	7	RAMW	0-3	0

4-4.3. KV-34XBR800 SERVICE DATA LISTS

Category Name	No.	Item Name	Range	Initial Data								
VERSION	0	VER	0,1	0								
	1	DMY1	0-255	0								
3D_COMB	0	NRMD	0-3	0								
	1	CLKS	0-3	1								
	2	NSDS	0-3	0								
	3	MSS	0-3	0								
	4	KILS	0-3	1								
	5	FRZE	0, 1	0								
	6	EXCS	0-3	1								
	7	CDL	0-7	4								
				NRMD(0)	NRMD(1)	NRMD(2)	NRMD(3)					
	8	DYCO	0-15	2	2	2	2					
	9	DYGA	0-15	10	10	10	10					
	10	DCCO	0-15	5	5	5	5					
	11	DCGA	0-15	5	5	5	5					
	12	WSC	0-2	1								
	13	WSS	0, 1	0								
				Vivid	Standard	Movie	Pro					
	14	VAPG	0-7	4	2	2	0					
	15	VAPI	0-31	4	4	4	0					
	16	TEST	0, 1	0								
				Vivid	Standard			Movie		Pro		TWIN
				RF	CV/YC	RF	CV/YC	RF	CV/YC	RF	CV/YC	Any
	17	YPFT	0-3	3	3	3	3	3	3	3	3	3
	18	YPFG	0-15	9	5	7	5	5	6	5	5	6
	19	SEDC	0, 1	0								
	20	SEDY	0, 1	1								
	21	YHCO	0-3	1								
	22	YHCG	0, 1	0								
	23	SYSP	0-3	0								
	24	TES2	0-7	0								

KV-34XBR800 SERVICE DATA LISTS

Category Name	No.	Item Name	Range	Initial Data				
2103_1				480i	Others			
	0	YLEV	0-62	34	20			
	1	CLEV	0-63	40	17			
				RF	CV/YC			
	2	SCON	0-15	9	9			
	3	SCOL	0-15	2	2			
	4	SHUE	0-15	11	5			
	5	YDLY	0-3	0	0			
				RF	CV	V5	YC	
	6	SHAP	0-15	9	8	4	8	
	7	SHF0	0-3	0	0	3	0	
	8	PREO	0-3	3	3	3	3	
	9	BPF0	0-3	3				
	10	BPFQ	0-3	0				
				RF	CV/YC			
	11	BPSW	0, 1	1	0			
	12	TRAP	0, 1	0				
	13	LPF	0, 1	1				
				RF	CV/YC	Others		
	14	AFCG	0, 1	1	0	0		
	15	CDMD	0-3	3	3	3		
	16	SSMD	0-3	0	0	0		
				RF	CV/YC	V5/V6	DVI	
	17	HMSK	0, 1	0	1	1	0	
	18	HALI	0, 1	0				
				RF	CV/YC	V5/V6	DVI	
	19	PPHA	0-15	7	7	7	0	
				RF	V5/V6			
	20	CBO1	0-63	34	36			
	21	CRO1	0-63	32	38			
	22	CBO2	0-63	32				
	23	CRO2	0-63	32				
				Single	BLK(0)	BLK(1)	BLK(2)	BLK(3)
	24	ATPD	0-3	0	1	1	2	1
	25	DCTR	0-3	0	2	1	3	2

KV-34XBR800 SERVICE DATA LISTS

Category Name	No.	Item Name	Range	Initial Data	
2103_2				DRC	VDO
	0	YLEV	0-63	41	35
	1	CLEV	0-63	31	42
				RF	CV/YC
	2	SCON	0-15	9	9
	3	SCOL	0-15	2	2
	4	SHUE	0-15	11	5
	5	YDLY	0-3	0	0
	6	SHAP	0-15	6	8
	7	SHF0	0-3	0	0
	8	PREO	0-3	3	3
	9	BPF0	0-3	3	
	10	BPFQ	0-3	0	
				RF	CV/YC
	11	BPSW	0, 1	1	0
	12	TRAP	0, 1	0	
				DRC	VDO
	13	LPF	0, 1	1	0
				RF	CV/YC
	14	AFCG	0, 1	1	0
	15	CDMD	0-3	3	3
	16	SSMD	0-3	0	0
	17	HMSK	0, 1	0	1
	18	HALI	0, 1	0	
				RF	CV/YC
	19	PPHA	0-15	7	7
	20	CBO1	0-63	34	
	21	CRO1	0-63	32	

KV-34XBR800 SERVICE DATA LISTS

Category Name	No.	Item Name	Range	Initial Data									
2170P_1													
				CV/YC	480i	VDO	MS	PT					
	0	YOSW	0, 1	1	0	0	0	0					
	1	TCOF	0, 1	0									
									DVI 480p VGA	DVI 720p 1080i	PT 1080i	MS	
				DRC CV/YC	DRC 480i	V5/V6 480p	V5/V6 720p	V5/V6 1080i					
	2	YOF	0-15	0	15	7	7	7	7	7	7	7	
	3	CBOF	0-63	31	31	31	31	31	31	31	31	31	
	4	CROF	0-63	31	31	31	31	31	31	31	31	31	
	5	SBRT	0-63	31									
	6	RDRV	0-63	32									
	7	GDRV	0-63	35									
	8	BDRV	0-63	34									
	9	RCUT	0-63	32									
	10	GCUT	0-63	35									
	11	BCUT	0-63	18									
				WARM	COOL								
	12	WBSW	0, 1	1									
	13	SBOF	0-15	7	7								
	14	RDOF	0-63	31	31								
	15	GDOF	0-63	34	31								
16	BDOF	0-63	45	34									
17	RCOF	0-63	31	31									
18	GCOF	0-63	37	31									
19	BCOF	0-63	63	34									
20	DCOL	0-3	1										

KV-34XBR800 SERVICE DATA LISTS

Category Name	No.	Item Name	Range	Initial Data	
2170P_2	0	PICO	0, 1	1	
	1	RGBS	0-7	7	
	2	BLKB	0-3	3	
	3	RGBL	0-3	2	
	4	YLMT	0-3	3	
	5	AGNG	0-3	0	
	6	AKBO	0, 1	0	
				Other	PT
	7	CLPP	0-3	3	3
	8	CLPG	0, 1	0	0
	9	CLPS	0, 1	0	0
	10	PPAD	0-7	3	3
	11	SYNP	0, 1	0	0
	12	HVBT	0, 1	0	

KV-34XBR800 SERVICE DATA LISTS

Category Name	No.	Item Name	Range	Initial Data															
2170P_3				V/Vid Mode															
					RF	CV/YC	Comp 480i	Comp 480p	Comp 1080i	Comp 720p	DVI 480i	DVI 480p	DVI VGA	DVI 1080i	DVI 720p	MS Menu	MS Single	Twin	
	0	SYSM	0-3		1	1	1	1	3	3	1	1	1	3	3	3	3	2	
	1	VMLV	0-15		7														
	2	VMCR	0-3		1	0	0	0	0	0	0	0	0	0	0	0	0	3	
	3	VMLM	0-3		3	3	3	3	3	3	3	3	3	3	3	3	3	3	
	4	VMF0	0-3		1	1	1	1	0	0	1	1	1	0	0	0	0	0	
	5	VMDL	0-15		5	5	5	5	13	13	5	5	5	13	13	13	13	10	
	6	SHOF	0-3		2	2	2	1	1	1	2	1	0	1	1	1	1	2	
	7	SHF0	0, 1		1	1	1	1	1	1	1	1	1	1	1	1	1	1	
	8	PROV	0-3		0	3	2	0	3	3	2	0	0	3	3	3	3	3	
	9	F1LV	0-3		1	0	1	0	0	1	1	0	1	0	1	0	0	0	
	10	LTLV	0-3		2	3	3	3	3	3	3	3	3	3	3	3	3	3	
	11	LTMD	0, 1		1	1	1	0	1	0	1	0	1	1	0	1	1	1	
	12	CTLV	0-3		0	0	0	0	3	3	0	0	0	3	3	3	3	0	
	13	UBOF	0-7		0	0	0	1	1	1	0	1	0	1	1	1	1	1	
	14	UCOF	0-7		2	2	2	2	2	2	2	2	2	2	2	0	0	2	
	15	UHOF	0-3		0	0	0	0	0	0	0	0	0	0	0	0	0	0	
	16	MIDE	0-63	7	11	15	19	23	27	31	35	44	39	43	48	52	56		
					Standard Mode														
				RF		CV/YC	Comp 480i	Comp 480p	Comp 1080i	Comp 720p	DVI 480i	DVI 480p	DVI VGA	DVI 1080i	DVI 720p	MS Menu	MS Single	Twin	
	0	SYSM	0-3	1		1	1	1	3	3	1	1	1	3	3	3	3	2	
	1	VMLV	0-15	7															
	2	VMCR	0-3	1		0	0	0	0	0	0	0	0	0	0	0	0	3	
	3	VMLM	0-3	3		3	3	3	3	3	3	3	3	3	3	3	3	3	
	4	VMF0	0-3	1		1	1	1	0	0	1	1	1	0	0	0	0	0	
	5	VMDL	0-15	5		5	5	5	13	13	5	5	5	13	13	13	13	10	
	6	SHOF	0-3	3		3	2	0	1	1	2	0	0	1	1	1	1	2	
	7	SHF0	0, 1	1		1	1	1	1	1	1	1	1	1	1	1	1	1	
	8	PROV	0-3	0		3	2	0	3	3	2	0	0	3	3	3	3	3	
	9	F1LV	0-3	0		0	1	1	0	0	1	1	1	0	0	0	0	0	
	10	LTLV	0-3	2		2	2	3	3	3	2	3	3	3	3	3	3	3	
	11	LTMD	0, 1	1		1	1	1	1	1	1	1	1	1	1	1	1	1	
	12	CTLV	0-3	0		0	0	0	3	3	0	0	0	3	3	3	3	0	
	13	UBOF	0-7	2		2	2	0	2	2	2	0	0	2	2	2	2	1	
	14	UCOF	0-7	1		1	2	2	1	2	2	2	2	1	2	0	0	0	
15	UHOF	0-3	0	0		0	0	0	0	0	0	0	0	0	0	0	0		
16	MIDE	0-63	5	10	14	18	22	26	30	34	44	38	42	47	51	55			

KV-34XBR800 SERVICE DATA LISTS

Category Name	No.	Item Name	Range	Initial Data															
2170P_3				Movie Mode															
					RF	CV/YC	Comp 480i	Comp 480p	Comp 1080i	Comp 720p	DVI 480i	DVI 480p	DVI VGA	DVI 1080i	DVI 720p	MS Menu	MS Single	Twin	
	0	SYSM	0-3		1	1	1	1	3	3	1	1	1	3	3	3	3	2	
	1	VMLV	0-15		7														
	2	VMCR	0-3		1	0	0	0	0	0	0	0	0	0	0	0	0	3	
	3	VMLM	0-3		3	3	3	3	3	3	3	3	3	3	3	3	3	3	
	4	VMF0	0-3		1	1	1	1	0	0	1	1	1	0	0	0	0	0	
	5	VMDL	0-15		5	5	5	5	13	13	5	5	5	13	13	13	13	10	
	6	SHOF	0-3		1	1	1	1	1	1	1	1	0	1	1	1	1	1	
	7	SHF0	0, 1		1	1	1	1	1	1	1	1	1	1	1	1	1	1	
	8	PROV	0-3		0	3	2	1	3	3	2	1	0	3	3	3	3	3	
	9	F1LV	0-3		0	0	0	0	0	0	0	0	1	0	0	0	0	0	
	10	LTLV	0-3		1	1	1	2	1	1	1	2	3	1	1	1	1	1	
	11	LTMD	0, 1		1	1	1	1	1	1	1	1	1	1	1	1	1	1	
	12	CTLV	0-3		0	0	0	0	2	2	0	0	0	2	2	2	2	0	
	13	UBOF	0-7		0	0	0	0	0	0	0	0	0	0	0	0	0	0	
	14	UCOF	0-7		0	0	0	0	0	0	0	0	2	0	0	0	0	0	
	15	UHOF	0-3		0	0	0	0	0	0	0	0	0	0	0	0	0	0	
	16	MIDE	0-63	3	9	13	17	21	25	29	33	44	37	41	46	50	54		
					Pro Mode														
				RF		CV/YC	Comp 480i	Comp 480p	Comp 1080i	Comp 720p	DVI 480i	DVI 480p	DVI VGA	DVI 1080i	DVI 720p	MS Menu	MS Single	Twin	
	0	SYSM	0-3	1		1	2	1	3	3	2	1	1	3	3	3	3	2	
	1	VMLV	0-15	7															
	2	VMCR	0-3	1		0	0	0	0	0	0	0	0	0	0	0	0	3	
	3	VMLM	0-3	3		3	3	3	3	3	3	3	3	3	3	3	3	3	
	4	VMF0	0-3	1		1	0	0	0	0	0	0	1	0	0	0	0	0	
	5	VMDL	0-15	5		5	8	5	13	13	8	5	5	13	13	13	13	10	
	6	SHOF	0-3	1		2	2	0	2	1	2	0	0	2	1	2	2	1	
	7	SHF0	0, 1	1		1	1	1	1	1	1	1	1	1	1	1	1	1	
	8	PROV	0-3	0		2	3	1	3	3	3	1	0	3	3	3	3	3	
	9	F1LV	0-3	0		0	0	0	0	0	0	0	1	0	0	0	0	0	
	10	LTLV	0-3	0		0	0	0	0	0	0	0	3	0	0	0	0	0	
	11	LTMD	0, 1	1		1	1	1	1	1	1	1	1	1	1	1	1	1	
	12	CTLV	0-3	0		0	0	0	0	0	0	0	0	0	0	0	0	0	
	13	UBOF	0-7	2		2	2	1	1	1	2	1	0	1	1	1	1	2	
	14	UCOF	0-7	0		0	0	0	0	0	0	0	2	0	0	0	0	0	
15	UHOF	0-3	0	0		0	0	0	0	0	0	0	0	0	0	0	0		
16	MIDE	0-63	0	8	12	16	20	24	28	32	44	36	40	45	49	53			

KV-34XBR800 SERVICE DATA LISTS

Category Name	No.	Item Name	Range	Initial Data			
2170P_3				Vivid	Standard	Movie	Pro
	17	VM	0-3	3	3	1	0
	18	VMH	0-15	15	15	12	12
	19	VMM	0-15	10	10	8	8
	20	VML	0-15	6	6	4	4
	21	VGAP	0-15	5			
	22	VGAS	0-15	0			
	23	VGAB	0-15	0			
	24	VGAC	0-15	0			
	25	VGAV	0-15	5			

KV-34XBR800 SERVICE DATA LISTS

Category Name	No.	Item Name	Range	Initial Data																		
2170P_4																						
				MS		Other																
	0	YCON	0, 1	0		1																
				DRC	VDO(V5/V6)	VDO (DVI)	MS	PT														
	1	SPIC	0-15	7	7	7	0	7														
	2	SCOL	0-63	31	31	31	31	31														
	3	SHUE	0-63	31	31	31	31	31														
	4	SPIO	0-15	7																		
	5	SCLO	0-15	7																		
	6	SHUO	0-15	7																		
				Vivid	Standard	Movie	Pro															
	7	UPIC	0-63	63	48	39	31															
	8	UBRT	0-63	31	31	31	31															
	9	UCOL	0-63	35	31	31	31															
	10	UHUE	0-63	31	31	31	31															
	11	USHP	0-63	24	29	31	31															
	12	UTMP	0-3	2	1	0	1															
	13	RYR	0-15	8																		
	14	RYB	0-15	9																		
	15	GYR	0-15	9																		
	16	GYB	0-15	6																		
	17	GAMM	0-3	Vivid	RF	CV/YC	Comp 480i	Comp 480p	Comp 1080i	Comp 720p	DVI 480i	DVI 480p	DVI VGA	DVI 1080i	DVI 720p	MS Menu	MS Single	Twin				
				Standard	3	2	3	3	3	3	2	3	3	3	3	3	3	3				
			Movie	1	1	1	1	1	1	1	1	1	1	1	1	1	2					
			Pro	0	0	0	0	0	0	0	0	0	0	0	0	0	0					
				0	0	0	0	0	0	0	0	0	0	0	0	0	0					
			GAMM (0)	GAMM (1)	GAMM (2)	GAMM (3)																
18	GAMS	0-15	0	8	8	8																
19	GAMR	0-15	0	4	8	12																
20	GAMG	0-15	0	4	8	12																
21	GAMB	0-15	0	4	8	12																

KV-34XBR800 SERVICE DATA LISTS

Category Name	No.	Item Name	Range	Initial Data																																						
2170P_4																																										
					RF	CV/YC	Comp 480i	Comp 480p	Comp 1080i	Comp 720p	DVI 480i	DVI 480p	DVI VGA	DVI 1080i	DVI 720p	MS Menu	MS Single	Twin																								
	22	BLK	0-3	Vivid	3	3	3	3	3	3	3	3	3	3	3	3	3	3																								
				Standard	2	2	2	2	2	2	2	2	2	2	2	2	3	2	2																							
				Movie	0	0	1	0	1	0	1	0	0	1	0	0	0	1	0																							
				Pro	0	0	0	0	0	0	0	0	0	0	0	0	0	0	0																							
				BLK (0)	BLK (1)	BLK (2)	BLK (3)																																			
	23	DCTR	0-15	0	3	7	12																																			
	24	APED	0-3	0	0	1	2																																			
	25	DSBO	0-15	7	7	7	7																																			
				0	1	0	1																																			
	26	IDSW	0-7	0																																						
				BLK (0)	BLK (1)	BLK (2)	BLK (3)																																			
	27	ABLM	0-3	0	1	0	1																																			
				Others	Small Pic																																					
	28	ABLT	0-15	0	7																																					
	29	SPOF	0-31	0																																						
				BLK (0)	BLK (1)	BLK (2)	BLK (3)																																			
	30	DPSQ	0, 1	1	1	1	1	1																																		
	31	LRGB	0-15	3																																						

KV-34XBR800 SERVICE DATA LISTS

Category Name	No.	Item Name	Range	Initial Data					
2170D_1	0	VPOS	0-63	31					
	1	VSIZ	0-63	30					
				1080iFULL		Others			
	2	VSZO	0-63	0	0				
				WideZoom		Others			
	3	VLIN	0-15	8	8				
	4	VSCO	0-15	10	9				
	5	VCEN	0-63	31					
				1080Vcomp					
				480Vcomp					
	6	VPIN	0-63	15	15				
	7	MVPN	0-3	0					
	8	NSCO	0-63	31					
	9	HTPZ	0-31	15					
	10	MHTZ	0-3	0					
				WideZoom		Zoom		Others	
	11	ZOOM	0, 1	1	1	0			
				WideZoom	Zoom	480FULL	1080FULL	1080Vcomp	480Vcomp
	12	APSW	0, 1	1	1	1	0	0	1
	13	ASPT	0-63	22	43	3	0	47	3
	14	SCRL	0-63	31	31	31	31	31	31
				WideZoom	Others				
15	UVLN	0-15	4	0					
16	LVLN	0-15	4	0					

KV-34XBR800 SERVICE DATA LISTS

Category Name	No.	Item Name	Range	Initial Data							
2170D_2											
	0	HCNT	0-63	31							
				1080FULL	Others						
				1080Vcomp							
	1	HPOS	0-63	31	31						
				WideZoom	Others						
	2	HSIZ	0-63	49	40						
	3	SLIN	0-15	10	4						
	4	MPIN	0-15	10	8						
	5	PIN	0-63	40	31						
				WideZoom	Zoom	480FULL	1080FULL	1080Vcomp 480Vcomp			
	6	PINO	0-15	7	7	7	7	7			
				WideZoom	Others						
	7	UCP	0-63	31	35						
	8	LCP	0-63	31	35						
	9	UXCG	0-3	0							
	10	LXCG	0-3	0							
	11	UXCP	0-3	2							
	12	LXCP	0-3	2							
	13	XCPP	0, 1	0							
				WideZoom	Others						
	14	PPHA	0-63	20	20						
	15	VANG	0-63	31							
	16	LANG	0-63	31							
	17	VBOW	0-63	31							
	18	LBOW	0-63	31							

KV-34XBR800 SERVICE DATA LISTS

Category Name	No.	Item Name	Range	Initial Data					
2170D_3									
	0	HBLK	0, 1	1					
				1080FULL					
				1080Vcomp		Others			
	1	LBLK	0-63	50		51			
	2	RBLK	0-63	31		27			
				WideZoom		Zoom		480FULL	
								480Vcomp	
	3	VBLK	0, 1	0		0		1	
								1	
				WideZoom		Zoom		480FULL	
								1080FULL	
	4	TBLK	0-15	12		7		4	
	5	BBLK	0-15	15		7		8	
								6	
								14	
								8	
				1080FULL					
				1080Vcomp		Others			
	6	AFCM	0-3	2		3			
				1080Vcomp					
				480Vcomp		Others			
	7	JUMP	0, 1	0		0			
								480Vcomp	
								1080Vcomp	
				WideZoom		Zoom		480FULL	
								1080FULL	
8	VDJP	0, 1	1		1		0		
							1		
			1080Vcomp						
			1080FULL		Others				
9	VDST	0, 1	0		0				
							480FULL		
							1080FULL		
			WideZoom		Zoom		480Vcomp		
							1080Vcomp		
10	AKBT	0-31	15		15		22		
							16		

KV-34XBR800 SERVICE DATA LISTS

Category Name	No.	Item Name	Range	Initial Data	
2170D_4					
				1080Vcomp	Others
				480Vcomp	
	0	QPAM	0-63	30	30
	1	QPAV	0-63	47	47
	2	QPAP	0-15	6	6
	3	QPDC	0-63	33	33
	4	QPDV	0-63	63	63
	5	QPDP	0-15	6	6
	6	CPY1	0, 1	0	
	7	DF	0-63	39	
	8	DQP	0-63	37	
	9	DHMT	0, 1	0	
2170D_5	0	VFRQ	0-3	1	
	1	VON	0, 1	1	
	2	EWDC	0, 1	0	
	3	MS15	0, 1	0	
	4	HFRQ	0-255	80	
	5	HFRX	0-63	25	
	6	VMPS	0, 1	0	
	7	INTR	0, 1	0	
	8	VLNL	0-3	0	
	9	VLNH	0-255	0	
	10	AGCS	0, 1	0	

KV-34XBR800 SERVICE DATA LISTS

Category Name	No.	Item Name	Range	Initial Data		
D_CONV				1080Vcomp 480VcompOthers		
	0	YBWU	0-63	31	31	
	1	YBWL	0-63	31	31	
	2	RSAP	0-63	31	31	
	3	RUBW	0-63	31	31	
	4	RUMB	0-63	31	31	
	5	RLBW	0-63	31	31	
	6	RLMB	0-63	31	31	
	7	LSAP	0-63	31	31	
	8	LUBW	0-63	31	31	
	9	LUMB	0-63	31	31	
	10	LLBW	0-63	31	31	
	11	LLMB	0-63	31	31	
12	CADJ	0-63	29			
13	CPY2	0, 1	0			
CXA2151	0	MTRX	0-3	PTOthers		
	1	GAIN	0-3	7	7	
				V5/V6	DVI	Others
	2	FIXS	0-3	0	0	0
				PT	Others	
	3	CBGN	0-15	7	7	
	4	CRGN	0-15	8	8	
	5	YGN	0-15	8	8	
	6	VTC	0-3	0		
	7	HTC	0, 1			
	8	HWID	0-3	1		
	9	HSEP	0, 1	1		
	10	HMSK	0, 1			
				V5/V6	DVI	Others
	11	FRGB	0, 1	0	0	0

KV-34XBR800 SERVICE DATA LISTS

Category Name	No.	Item Name	Range	Initial Data					
MID1									
	0	DHPH	0-255	109					
	1	DVPH	0-63	20					
	2	DHAR	0-255	240					
	3	DVAR	0-255	135					
	4	DHPW	0-63	55					
	5	DVPW	0-7	5					
				Single		Twin	Freeze	Favorite	Index
				480i	Others				
	6	DYCD	0-63	3	0	2	2	2	2
				table-0	table-1	table-2	table-3		
	7	DYSD	0-7	7	4	2	1		
				Single				Favorite	Index
				VGA		Others		VGA	VGA
				Normal	Others	Normal	Others		
	8	MDHP	0-255	174	72	156	0	40	41
				Single			Favorite	Index	
				480i/480p	VGA	Others	VGA	VGA	
	9	MDVP	0-255	30	66	0	34	86	
				Single				Favorite	Index
				VGA		Others		VGA	VGA
				Normal	Others	Normal	Others		
	10	MDHS	0-255		204		240	155	119
			Single			Favorite	Index		
			480i/480p	VGA	Others	VGA	VGA		
11	MDVS	0-255	120	102	135	103	77		
			Twin/Freeze	Favorite	Index				
12	MLHP	0-255	36	31	31				
13	MLVP	0-255	8	30	30				

KV-34XBR800 SERVICE DATA LISTS

Category Name	No.	Item Name	Range	Initial Data			
MID1							
				Favorite			
	14	SDHP	0-255	167			
	15	SDVP	0-255	5			
	16	SDHS	0-255	115			
	17	SDVS	0-255	79			
	18	PDHP	0-255				
	19	PDVP	0-255				
	20	PDHS	0-255				
	21	PDVS	0-255				
				1080i Single		Others	
	22	DPSW	0, 1	0		0	
	23	MDLO	0-63	12			
				Single			Others
				Normal		Others	MS
	24	BCOL	0-15	1		1	0
	25	DYSS	0-3	1			
				Index			
	26	OSDH	0-63	32			
	27	OSDV	0-63	16			

KV-34XBR800 SERVICE DATA LISTS

Category Name	No.	Item Name	Range	Initial Data				
MID2								
				Single	480i		YC	
					Normal	Others	Normal	Others
	0	DRHP	0-255		153	120	154	117
	1	DRHS	0-255		162	180	162	180
	2	DRVP	0-63		37	37	37	37
	3	DRVS	0-255		120	120	120	120
				Twin-Left	480i	YC		
	0	DRHP	0-255		146	148		
	1	DRHS	0-255		164	164		
	2	DRVP	0-63		57	57		
	3	DRVS	0-255		110	110		
				Twin-Right	YC			
	0	DRHP	0-255		153			
	1	DRHS	0-255		164			
	2	DRVP	0-63		57			
	3	DRVS	0-255		110			
				Freeze	480i	YC		
	0	DRHP	0-255		153	153		
	1	DRHS	0-255		162	162		
	2	DRVP	0-63		57	57		
	3	DRVS	0-255		110	110		
				Favorite-Main	480i		YC	
					Full	Vcomp	Full	Vcomp
	0	DRHP	0-255		140	140	140	140
	1	DRHS	0-255		165	165	165	165
	2	DRVP	0-63		37	57	37	57
	3	DRVS	0-255		120	110	120	110
				Favorite-Sub	YC			
	0	DRHP	0-255		153			
	1	DRHS	0-255		171			
	2	DRVP	0-63		28			
	3	DRVS	0-255		118			

KV-34XBR800 SERVICE DATA LISTS

Category Name	No.	Item Name	Range	Initial Data									
MID2													
				Index-Main	480i		YC						
					Full	Vcomp	Full	Vcomp					
	0	DRHP	0-255		140	140	140	140					
	1	DRHS	0-255		165	165	165	155					
	2	DRVP	0-63		37	57	37	57					
	3	DRVS	0-255		120	110	120	110					
				Index-Sub	YC								
	0	DRHP	0-255		158								
	1	DRHS	0-255		162								
	2	DRVP	0-63		57								
	3	DRVS	0-255		110								
MID3													
				Single	1080i	720p	480p		480i		VGA		
							Normal	Others	Normal	Others	Normal	Others	
	0	VDHP	0-255		107	137	200	152	76	56	170	170	
	1	VDHS	0-255		240	161	216	240	162	180	229	229	
	2	VDVE	0-63		19	24	37	37	17	17	34	34	
	3	VDVS	0-255		135	180	120	120	60	60	120	120	
				Twin-Left	1080i	720p	480p	480i	VGA				
	0	VDHP	0-255		141	163	192	71	213				
	1	VDHS	0-255		221	147	219	164	209				
	2	VDVE	0-63		43	54	57	27	45				
	3	VDVS	0-255		123	165	110	55	110				
				Twin-Right	YC								
	0	VDHP	0-255		73								
	1	VDHS	0-255		164								
	2	VDVE	0-63		27								
	3	VDVS	0-255		55								
				Freeze	1080i	720p	480p	480i	VGA				
	0	VDHP	0-255		151	169	200	74	212				
	1	VDHS	0-255		218	145	216	162	208				
	2	VDVE	0-63		43	54	57	27	45				
	3	VDVS	0-255		123	165	110	55	110				

KV-34XBR800 SERVICE DATA LISTS

Category Name	No.	Item Name	Range	Initial Data									
MID3													
				Favorite-Main	1080i		720p	480p		480i		VGA	
					FULL	Vcomp	-	FULL	Vcomp	FULL	Vcomp	FULL	Vcomp
	0	VDHP	0-255		136	136	158	184	184	68	68	169	169
	1	VDHS	0-255		222	222	148	220	220	165	165	229	229
	2	VDVE	0-63		43	43	55	37	57	17	27	34	34
	3	VDVS	0-255		123	123	165	120	110	60	55	120	120
				Favorite-Sub	YC								
	0	VDHP	0-255		75								
	1	VDHS	0-255		171								
	2	VDVE	0-63		13								
	3	VDVS	0-255		59								
				Index-Main	1080i		720p	480p		480i		VGA	
					FULL	Vcomp	-	FULL	Vcomp	FULL	Vcomp	FULL	Vcomp
	0	VDHP	0-255		136	136	158	184	184	68	68	169	169
	1	VDHS	0-255		222	222	148	220	220	165	165	229	229
	2	VDVE	0-63		43	43	55	37	57	17	27	34	34
	3	VDVS	0-255		123	123	165	120	110	60	55	120	120
				Index-Sub	YC								
	0	VDHP	0-255		76								
	1	VDHS	0-255		162								
	2	VDVE	0-63		27								
	3	VDVS	0-255		55								
				YC	480i	1080i	720p	480p	VGA				
	4	VDVO	0-3	0	0	0	0	0	0				
	5	VCPO	0-255	42	42	72	88	122	122				
	6	VCWD	0-7	1	1	3	3	3	3				
	7	VYCD	0-63	0	0	0	0	0	0				
	8	VSTP	0-255	62	62	136	183	126	129				
	9	VSTT	0-15	0	0	0	0	0	0				
	10	VHSC	0-255	130	130	130	130	130	130				
	11	VFRV	0, 1	0	0	0	0	0	0				

KV-34XBR800 SERVICE DATA LISTS

Category Name	No.	Item Name	Range	Initial Data															
MID5																			
	0	POP	0-63	0	1	2	3	4	5	6	7	8	9	10	11	12	13	14	15
	1	MHLY	0-3	1	1	1	1	1	1	1	1	1	1	1	1	1	1	1	1
	2	MHLC	0-3	3	3	3	3	3	3	3	3	3	3	3	3	3	3	3	3
	3	MVLY	0-3	0	0	0	0	0	0	0	0	0	0	0	0	0	0	0	0
	4	MVLC	0-3	0	0	0	0	0	0	0	0	0	0	0	0	0	0	0	0
	5	MHYR	0-3	0	1	1	1	2	3	3	2	0	0	2	1	0	0	1	1
	6	MHYL	0-3	0	1	1	1	1	2	2	2	0	1	2	1	0	0	1	2
	7	MHYE	0-7	0	2	2	5	6	7	7	7	0	2	4	7	0	0	7	7
	8	MHYO	0, 1	0	1	1	1	1	1	1	1	0	1	1	1	1	1	0	0
	9	MHCR	0-3	0	0	0	0	0	0	0	0	0	0	0	0	0	0	0	0
	10	MHCL	0-3	0	0	0	0	0	0	0	0	0	0	0	0	0	0	0	0
	11	MHCE	0-7	0	0	0	0	0	0	0	0	0	0	0	0	0	0	0	0
	12	MHCO	0-1	0	0	0	0	0	0	0	0	0	0	0	0	0	0	0	0
	13	MVYR	0-3	0	0	0	0	1	2	2	2	0	1	1	1	0	0	1	2
	14	MVYL	0-3	0	0	0	0	1	1	1	1	0	1	1	1	0	0	1	2
	15	MVYE	0-7	0	0	0	0	1	1	1	1	0	3	3	3	0	0	4	3
	16	MVCR	0-3	0	0	0	0	0	0	0	0	0	0	0	0	0	0	0	0
	17	MVCL	0-3	0	0	0	0	0	0	0	0	0	0	0	0	0	0	0	0
	18	MVCE	0-7	0	0	0	0	0	0	0	0	0	0	0	0	0	0	0	0
	0	POP	0-63	16	17	18	19	20	21	22	23	24	25	26	27	28	29	30	31
	1	MHLY	0-3	1	1	1	1	0	0	0	0	0	0	0	0	1	1	1	1
	2	MHLC	0-3	3	3	3	3	0	0	0	0	0	0	0	0	3	3	3	3
	3	MVLY	0-3	0	0	0	0	0	0	0	0	0	0	0	0	0	0	0	0
	4	MVLC	0-3	0	0	0	0	0	0	0	0	0	0	0	0	0	0	0	0
	5	MHYR	0-3	1	1	1	0	0	0	0	0	0	0	0	0	0	0	1	1
	6	MHYL	0-3	1	1	1	1	0	1	1	1	1	1	1	1	0	0	1	2
	7	MHYE	0-7	2	2	2	7	0	4	7	7	2	4	7	7	0	0	7	7
	8	MHYO	0, 1	1	1	1	1	0	0	0	1	0	0	0	0	1	1	0	0
	9	MHCR	0-3	0	0	0	0	0	0	1	1	0	0	1	1	0	0	0	0
	10	MHCL	0-3	0	0	0	0	0	0	1	1	0	0	1	1	0	0	0	0
	11	MHCE	0-7	0	0	0	0	0	0	4	4	0	0	4	4	0	0	0	0
	12	MHCO	0-1	0	0	0	0	0	0	1	1	0	0	1	1	0	0	0	0
	13	MVYR	0-3	0	1	1	0	0	0	0	0	0	0	0	0	0	0	1	2
	14	MVYL	0-3	0	1	1	1	0	0	1	1	0	0	1	1	0	0	1	2
	15	MVYE	0-7	0	1	1	4	0	0	4	4	0	0	4	4	0	0	4	3
	16	MVCR	0-3	0	0	0	0	0	0	1	1	0	0	1	1	0	0	0	0
	17	MVCL	0-3	0	0	0	0	0	0	1	1	0	0	1	1	0	0	0	0
	18	MVCE	0-7	0	0	0	0	0	0	4	4	0	0	4	4	0	0	0	0

KV-34XBR800 SERVICE DATA LISTS

Category Name	No.	Item Name	Range	Initial Data															
MID5																			
	0	POP	0-63	32	33	34	35	36	37	38	39	40	41	42	43	44	45	46	47
	1	MHLY	0-3	1	1	1	1	0	0	0	0	0	0	0	0	1	0	0	0
	2	MHLC	0-3	3	3	3	3	0	0	0	0	0	0	0	0	3	0	0	0
	3	MVLY	0-3	0	0	0	0	0	0	0	0	0	0	0	0	0	0	0	0
	4	MVLC	0-3	0	0	0	0	0	0	0	0	0	0	0	0	0	0	0	0
	5	MHYR	0-3	1	1	1	0	0	0	0	0	0	0	0	0	1	0	0	0
	6	MHYL	0-3	1	1	1	1	0	1	1	1	1	1	1	1	1	0	0	0
	7	MHYE	0-7	2	2	2	7	0	4	7	7	2	4	7	7	2	0	0	0
	8	MHYO	0, 1	1	1	1	1	0	0	0	1	0	0	0	0	1	0	0	0
	9	MHCR	0-3	0	0	0	0	0	0	1	1	0	0	1	1	0	0	0	0
	10	MHCL	0-3	0	0	0	0	0	0	1	1	0	0	1	1	0	0	0	0
	11	MHCE	0-7	0	0	0	0	0	0	4	4	0	0	4	4	0	0	0	0
	12	MHCO	0-1	0	0	0	0	0	0	1	1	0	0	1	1	0	0	0	0
	13	MVYR	0-3	0	1	1	0	0	0	0	0	0	0	0	0	1	0	0	0
	14	MVYL	0-3	0	1	1	1	0	0	1	1	0	0	1	1	1	0	0	0
	15	MVYE	0-7	0	1	1	4	0	0	4	4	0	0	4	4	1	0	0	0
	16	MVCR	0-3	0	0	0	0	0	0	1	1	0	0	1	1	0	0	0	0
	17	MVCL	0-3	0	0	0	0	0	0	1	1	0	0	1	1	0	0	0	0
	18	MVCE	0-7	0	0	0	0	0	0	4	4	0	0	4	4	0	0	0	0
	0	POP	0-63	48	49	50	51	52	53	54	55	56							
	1	MHLY	0-3	0	0	0	0	0	0	0	0	0							
	2	MHLC	0-3	0	0	0	0	0	0	0	0	0							
	3	MVLY	0-3	0	0	0	0	0	0	0	0	0							
	4	MVLC	0-3	0	0	0	0	0	0	0	0	0							
	5	MHYR	0-3	0	0	0	0	0	0	0	0	0							
	6	MHYL	0-3	0	0	1	1	1	0	0	0	0							
	7	MHYE	0-7	0	0	4	2	5	0	0	0	0							
	8	MHYO	0, 1	0	0	0	0	0	0	0	0	0							
	9	MHCR	0-3	0	0	0	1	1	0	0	0	0							
	10	MHCL	0-3	0	0	0	1	1	0	0	0	0							
	11	MHCE	0-7	0	0	0	2	2	0	0	0	0							
	12	MHCO	0-1	0	0	0	1	1	0	0	0	0							
	13	MVYR	0-3	0	0	0	0	0	0	0	0	0							
	14	MVYL	0-3	0	0	0	1	1	0	0	0	0							
	15	MVYE	0-7	0	0	0	1	2	0	0	0	0							
	16	MVCR	0-3	0	0	0	1	1	0	0	0	0							
	17	MVCL	0-3	0	0	0	1	1	0	0	0	0							
	18	MVCE	0-7	0	0	0	2	2	0	0	0	0							

KV-34XBR800 SERVICE DATA LISTS

Category Name	No.	Item Name	Range	Initial Data
MID5				
				MS
	19	SHLY	0-7	0
	20	SHLC	0-7	0
	21	SVLY	0-7	0
	22	SVLC	0-7	0
	23	SHYR	0-3	0
	24	SHYL	0-3	0
	25	SHYE	0-7	0
	26	SHYO	0, 1	0
	27	SHCR	0-3	0
	28	SHCL	0-3	0
	29	SHCE	0-7	0
	30	SHCO	0, 1	0
	31	SVYR	0-3	0
	32	SVYL	0-3	0
	33	SVYE	0-7	0
	34	SVCR	0-3	0
	35	SVCL	0-3	0
	36	SVCE	0-7	0

KV-34XBR800 SERVICE DATA LISTS

Category Name	No.	Item Name	Range	Initial Data		
CXA3506R				480i	Others	
	0	MCON	0, 1	64	64	
	1	SCOR	0-255	128	128	
	2	SCOG	0-255	128	128	
	3	SCOB	0-255	128	128	
	4	RGB	0-255	0	0	
AUDIO	0	ASYS	0, 1	0		
	1	TRCV	0-3	1		
	2	BACV	0-3	0		
	3	MDCV	0-3	2		
	4	SVHI	0-7	4		
	5	SVLO	0-7	5		
	6	MDFQ	0-15	10		
	7	LOFQ	0-7	1		
	8	SBAS	0-15	9		
	9	BSFQ	0-15	0		
	10	STRE	0-15	10		
	11	TRFQ	0-15	7		
	12	PSEF	0-15	5		
	13	AGCL	0-15	3		
				TruSurround	Simulated	SteadySound
	14	BBE	0, 1	1	1	1
	15	BBEP	0-7	6	6	6
	16	BBEL	0-7	3	3	3
	17	BB2P	0-7	6	6	6
	18	BB2L	0-7	3	3	3
	19	TRS1	0-7	4		
	20	TRS2	0-7	2		

KV-34XBR800 SERVICE DATA LISTS

Category Name	No.	Item Name	Range	Initial Data							
SNNR	0	MODE	0-3	0							
	1	SNNR	0-7	0							
				A	B	C	D	E	F	G	
	2	WSLT	0-255	15	31	45	63	85	110	127	
				0	1	2	3	4	5	6	7
	3	CPFG	0-15	0	0	1	1	2	2	2	3
	4	CPFT	0-3	0	0	0	0	0	0	0	0
	5	CCOR	0-3	0	0	1	1	1	1	1	1
	6	CHCG	0, 1	0	1	1	1	1	1	1	1
	7	CAPG	0-7	0	0	0	0	0	0	0	0
	8	3SHP	0-15	0	0	1	1	2	2	2	3
	9	NYNR	0-15	0	1	2	2	3	3	4	4
	10	NCNR	0-15	0	1	2	2	3	3	4	4
	11	NYMG	0-3	0	0	0	0	0	0	0	0
	12	NCMG	0-3	0	0	0	0	0	0	0	0
	13	NYLT	0-15	0	1	1	2	3	4	6	8
	14	NYNC	0-15	0	0	2	2	3	3	4	4
	15	NYCO	0, 1	0	0	1	1	1	1	1	1
	16	7SHP	0-63	0	0	1	1	3	3	3	4
	17	7YF1	0-3	0	0	1	1	2	2	2	3
	18	7LTI	0-3	0	0	0	0	0	0	0	0
	19	7CTI	0-3	0	0	0	0	0	0	0	0
	20	7VML	0-15	0	0	0	0	0	0	0	0
	21	7VMC	0-3	0	0	1	1	2	2	2	3
	22	MIDD	0-63	0	0	1	1	2	2	2	3

KV-34XBR800 SERVICE DATA LISTS

Category Name	No.	Item Name	Range	Initial Data
CCD				
	0	HPRM	0-255	60
	1	HPRS	0-255	60
	2	YSYM	0, 1	0
	3	CCDI	0-7	3
	4	CRIP	0-7	4
	5	PHLD	0, 1	0
	6	CHMK	0-63	54
	7	LANG	0-15	0
	8	DATA	0, 1	0
	9	VCHP	0, 1	0
	10	CLMP	0, 1	0
	11	SYSV	0-7	4
	12	ID1	0, 1	1
	13	ID1M	0-7	1
	14	FPOL	0, 1	0
	15	BWHT	0, 1	0
	16	MESH	0, 1	0
	17	BNBB	0-3	1
	18	BNBG	0-3	1
	19	BNBR	0-3	0
	20	CMP1	0-7	2
	21	CMP2	0-7	5
	22	CMP3	0-7	3
	23	CWHT	0-7	3
	24	VSDW	0, 1	1
	25	BFRQ	0, 1	0
	26	BPOS	0, 1	0
	27	BFRM	0, 1	1
	28	BTIM	0, 1	0

KV-34XBR800 SERVICE DATA LISTS

Category Name	No.	Item Name	Range	Initial Data
3DNR				
	0	WHCT	0-63	44
	1	NIQM	0, 1	1
	2	CLPW	0-63	30
	3	CLPP	0-255	80
	4	YHBW	0-255	138
	5	YBKL	0-15	0
	6	YBKO	0, 1	0
	7	MUTE	0, 1	0
	8	YHBS	0-127	40
	9	CHBW	0-255	138
	10	CBKO	0-127	40
	11	CHBO	0, 1	0
	12	VHBL	0-15	0
	13	UHBL	0-15	0
	14	UVDL	0-7	0
	15	YDL	0-7	0
	16	PVDI	0, 1	0
	17	PHDI	0, 1	0
	18	HDW	0-63	16
	19	PVDO	0, 1	0
	20	PHDO	0, 1	0
	21	HST	0-255	54
	22	VDL	0-15	0
	23	VDW	0-15	44
	24	NDET	0-15	1
	25	NVP	0-15	30
	26	NDTS	0-3	80
	27	HROF	0, 1	138
	28	NDGW	0-15	0
	29	UOFS	0-7	1
	30	POT	0-3	0
	31	UVF	0, 1	40
	32	APC	0, 1	138
	33	DAP	0, 1	40

KV-34XBR800 SERVICE DATA LISTS

Category Name	No.	Item Name	Range	Initial Data		
3DNR						
					Others	480i
	34	YLV	0-15	Vivid	15	15
				Standard	10	10
				Movie	10	10
				Pro	8	8
	35	YST	0, 1	0		
	36	YNT	0, 1	1		
	37	YPL	0, 1	1		
	38	YMV	0, 1	0		
					Others	480i
	39	YCR	0-31	Vivid	3	3
				Standard	3	3
				Movie	3	3
				Pro	3	3
	40	VOS	0-7	1		
					Others	480i
	41	YMG	0-3	Vivid	3	3
				Standard	3	3
				Movie	3	3
				Pro	3	3
	42	YEG	0, 1	1		
					Others	480i
	43	YEL	0-15	Vivid	6	6
				Standard	6	6
				Movie	6	6
				Pro	6	6
					Others	480i
	44	YLM	0-127	Vivid	6	6
				Standard	6	6
				Movie	6	6
				Pro	6	6

KV-34XBR800 SERVICE DATA LISTS

Category Name	No.	Item Name	Range	Initial Data		
3DNR					Others	480i
	45	CLV	0-15	Vivid	15	15
				Standard	10	10
				Movie	10	10
				Pro	8	8
	46	CNT	0, 1	1		
	47	CPL	0, 1	1		
					Others	480i
	48	CMG	0-3	Vivid	3	3
				Standard	3	3
				Movie	3	3
				Pro	3	3
					Others	480i
	49	CCR	0-31	Vivid	6	6
				Standard	6	6
				Movie	6	6
				Pro	6	6
					Others	480i
	50	CLM	0-127	Vivid	6	6
				Standard	6	6
				Movie	6	6
				Pro	6	6
	51	NVSL	0-255	20		
	52	NVSH	0, 1	0		
	53	NHS	0-127	16		
	54	NVEL	0-255	244		
	55	NVEH	0, 1	0		
	56	NHE	0-127	120		
					Others	480i
	57	YNG	0-3	Vivid	3	3
				Standard	3	3
				Movie	3	3
				Pro	3	3

KV-34XBR800 SERVICE DATA LISTS

Category Name	No.	Item Name	Range	Initial Data		
3DNR					Others	480i
	58	COR	0, 1	Vivid	0	0
				Standard	0	0
				Movie	0	0
				Pro	0	0
					Others	480i
	59	LPF	0, 1	Vivid	0	0
				Standard	0	0
				Movie	0	0
				Pro	0	0
					Others	480i
	60	YLT	0-15	Vivid	0	0
				Standard	0	0
				Movie	0	0
				Pro	0	0
					Others	480i
	61	YNC	0-15	Vivid	15	15
				Standard	10	10
				Movie	10	10
				Pro	8	8
					Others	480i
	62	YCO	0, 1	Vivid	0	0
				Standard	0	0
				Movie	0	0
				Pro	0	0
	63	ADTH	0, 1	0		

KV-34XBR800 SERVICE DATA LISTS

Category Name	No.	Item Name	Range	Initial Data				
DRCV								
	0	MFVR	0, 1	0				
	1	ISEL	0, 1	1				
					RF	CV/YC	V5/V6 480i	DVI
	2	ORES	0-255	Vivid	128	128	128	128
				Standard	128	128	128	128
				Movie	128	128	133	128
				Pro	128	128	133	128
					RF	CV/YC	V5/V6 480i	DVI
	3	ONCT	0-255	Vivid	128	128	128	128
				Standard	128	128	128	128
				Movie	128	128	128	128
				Pro	128	128	133	133
				CUSTOM1	CUSTOM2	CUSTOM3		
	4	AINI	0-127	0	49	79		
	5	BINI	0-127	24	54	89		
	6	FMAT	0, 1	0				
				Other	RF			
	7	FMTH	0-3	1	1			
	8	FSEL	0, 1	1				
	9	CDLY	0-3	2				
	10	LMIT	0, 1	0				
				Vivid	Standard	Movie	Pro	
	11	LMLV	0-3	2	2	2	2	
	12	LMSL	0, 1	1				
	13	VDLY	0-3	1				
	14	VDPR	0-3	3				
	15	WPLL	0-3	2				
	16	CRCT	0, 1	0				

KV-34XBR800 SERVICE DATA LISTS

Category Name	No.	Item Name	Range	Initial Data						
DRCV										
				SNNR						
				1	2	3	4	5	6	7
	17	NRA	0-255	0	0	0	0	0	0	0
	18	NRB	0-255	128	128	128	128	128	128	128
OP	0	DLY1	0-31	4						
	1	DLY2	0-31	12						
	2	DLY3	0-15	7						
	3	OSDH	0-255	20						
	4	HDPT	0, 1	1						
	5	MSBG	0-255	0						
	6	AACK	0-3	2						
	7	RAMW	0-3	0						

4-4.4. KV-36HS500\38DRC800 SERVICE DATA LISTS

Category Name	No.	Item Name	Range	Initial Data							
VERSION	0	VER	0,1	0							
	1	DMY1	0-255	0							
3D_COMB	0	NRMD	0-3	0							
	1	CLKS	0-3	1							
	2	NSDS	0-3	0							
	3	MSS	0-3	0							
	4	KILS	0-3	1							
	5	FRZE	0, 1	0							
	6	EXCS	0-3	1							
	7	CDL	0-7	4							
				NRMD(0)	NRMD(1)	NRMD(2)	NRMD(3)				
	8	DYCO	0-15	2	2	2	2				
	9	DYGA	0-15	10	10	10	10				
	10	DCCO	0-15	5	5	5	5				
	11	DCGA	0-15	5	5	5	5				
	12	WSC	0-2	1							
	13	WSS	0, 1	0							
				Vivid	Standard	Movie	Pro				
	14	VAPG	0-7	4	2	2	0				
	15	VAPI	0-31	4	4	4	0				
	16	TEST	0, 1	0							
			Vivid	Standard			Movie		Pro		TWIN
			RF	CV/YC	RF	CV/YC	RF	CV/YC	RF	CV/YC	Any
17	YPFT	0-3	3	3	3	3	3	3	3	3	3
18	YPFG	0-15	9	5	7	5	5	6	5	5	6
19	SEDC	0, 1	0								
20	SEDY	0, 1	1								
21	YHCO	0-3	1								
22	YHCG	0, 1	0								
23	SYSP	0-3	0								
24	TES2	0-7	0								

KV-36HS500\38DRC800 SERVICE DATA LISTS

Category Name	No.	Item Name	Range	Initial Data				
2103_1								
				480i	Others			
	0	YLEV	0-62	34	20			
	1	CLEV	0-63	40	17			
				RF	CV/YC			
	2	SCON	0-15	9	9			
	3	SCOL	0-15	2	2			
	4	SHUE	0-15	11	5			
	5	YDLY	0-3	0	0			
				RF	CV	V5	YC	
	6	SHAP	0-15	9	8	4	8	
	7	SHF0	0-3	0	0	3	0	
	8	PREO	0-3	3	3	3	3	
	9	BPF0	0-3	3				
	10	BPFQ	0-3	0				
				RF	CV/YC			
	11	BPSW	0, 1	1	0			
	12	TRAP	0, 1	0				
	13	LPF	0, 1	1				
				RF	CV/YC	Others		
	14	AFCG	0, 1	1	0	0		
	15	CDMD	0-3	3	3	3		
	16	SSMD	0-3	0	0	0		
				RF	CV/YC	V5/V6	DVI	
	17	HMSK	0, 1	0	1	1	0	
	18	HALI	0, 1	0				
				RF	CV/YC	V5/V6	DVI	
19	PPHA	0-15	7	7	7	0		
			RF	V5/V6				
20	CBO1	0-63	34	36				
21	CRO1	0-63	32	38				
22	CBO2	0-63	32					
23	CRO2	0-63	32					
			Single	BLK(0)	BLK(1)	BLK(2)	BLK(3)	
24	ATPD	0-3	0	1	1	2	1	
25	DCTR	0-3	0	2	1	3	2	

KV-36HS500\38DRC800 SERVICE DATA LISTS

Category Name	No.	Item Name	Range	Initial Data	
2103_2					
				DRC	VDO
	0	YLEV	0-63	41	35
	1	CLEV	0-63	31	42
				RF	CV/YC
	2	SCON	0-15	9	9
	3	SCOL	0-15	2	2
	4	SHUE	0-15	11	5
	5	YDLY	0-3	0	0
	6	SHAP	0-15	6	8
	7	SHF0	0-3	0	0
	8	PREO	0-3	3	3
	9	BPF0	0-3	3	
	10	BPFQ	0-3	0	
				RF	CV/YC
	11	BPSW	0, 1	1	0
	12	TRAP	0, 1	0	
				DRC	VDO
	13	LPF	0, 1	1	0
				RF	CV/YC
	14	AFCG	0, 1	1	0
	15	CDMD	0-3	3	3
	16	SSMD	0-3	0	0
	17	HMSK	0, 1	0	1
	18	HALI	0, 1	0	
				RF	CV/YC
	19	PPHA	0-15	7	7
	20	CBO1	0-63	34	
	21	CRO1	0-63	32	

KV-36HS500\38DRC800 SERVICE DATA LISTS

Category Name	No.	Item Name	Range	Initial Data										
2170P_1														
				CV/YC	480i	VDO	MS	PT						
	0	YOSW	0, 1	1	0	0	0	0						
	1	TCOF	0, 1	0										
											DVI 480p	DVI 720p		
				DRC CV/YC	DRC 480i	V5/V6 480p	V5/V6 720p	V5/V6 1080i			PT 1080i	MS		
	2	YOF	0-15	0	15	7	7	7	7	7	7	7		
	3	CBOF	0-63	31	31	31	31	31	31	31	31	31		
	4	CROF	0-63	31	31	31	31	31	31	31	31	31		
	5	SBRT	0-63	31										
	6	RDRV	0-63	45										
	7	GDRV	0-63	35										
	8	BDRV	0-63	34										
	9	RCUT	0-63	41										
	10	GCUT	0-63	35										
	11	BCUT	0-63	18										
				WARM	COOL									
	12	WBSW	0, 1	1										
	13	SBOF	0-15	7	7									
	14	RDOF	0-63	31	31									
	15	GDOF	0-63	34	31									
	16	BDOF	0-63	45	34									
	17	RCOF	0-63	31	31									
18	GCOF	0-63	37	31										
19	BCOF	0-63	63	34										
20	DCOL	0-3	1											

KV-36HS500\38DRC800 SERVICE DATA LISTS

Category Name	No.	Item Name	Range	Initial Data	
2170P_2	0	PICO	0, 1	1	
	1	RGBS	0-7	7	
	2	BLKB	0-3	3	
	3	RGBL	0-3	2	
	4	YLMT	0-3	3	
	5	AGNG	0-3	0	
	6	AKBO	0, 1	0	
				Other	PT
	7	CLPP	0-3	3	3
	8	CLPG	0, 1	0	0
	9	CLPS	0, 1	0	0
	10	PPAD	0-7	3	3
	11	SYNP	0, 1	0	0
	12	HVBT	0, 1	0	

KV-36HS500\38DRC800 SERVICE DATA LISTS

Category Name	No.	Item Name	Range	Initial Data																
2170P_3				Vivid Mode																
					RF	CV/YC	Comp 480i	Comp 480p	Comp 1080i	Comp 720p	DVI 480i	DVI 480p	DVI VGA	DVI 1080i	DVI 720p	MS Menu	MS Single		Twin	
	0	SYSM	0-3		1	1	1	1	3	3	1	1	1	3	3	3	3	3	2	
	1	VMLV	0-15																	
	2	VMCR	0-3		1	0	0	0	0	0	0	0	0	0	0	0	0	0	3	
	3	VMLM	0-3		3	3	3	3	3	3	3	3	3	3	3	3	3	3	3	
	4	VMF0	0-3		1	1	1	1	0	0	1	1	1	0	0	0	0	0	0	
	5	VMDL	0-15		2	3	3	3	3	3	3	3	3	3	3	3	3	3	5	
	6	SHOF	0-3		1	2	3	1	3	3	2	1	2	3	3	3	3	3	1	
	7	SHF0	0, 1		1	1	1	1	1	1	1	1	1	1	1	1	1	1	1	
	8	PROV	0-3		0	2	1	0	3	3	1	0	0	3	3	3	3	3	2	
	9	F1LV	0-3		0	2	1	0	0	0	1	0	0	0	0	0	0	0	0	
	10	LTLV	0-3		2	3	3	3	3	3	3	3	3	3	3	3	3	3	3	
	11	LTMD	0, 1		1	1	1	0	0	0	1	0	0	0	0	0	0	0	1	
	12	CTLV	0-3		0	0	0	0	3	3	0	0	0	3	3	3	3	3	0	
	13	UBOF	0-7		0	0	0	1	1	1	0	1	0	1	1	1	1	1	1	
	14	UCOF	0-7		2	2	2	2	2	2	2	2	2	2	2	0	0	0	2	
	15	UHOF	0-3		0	0	0	0	0	0	0	0	0	0	0	0	0	0	0	
	16	MIDE	0-63	7	11	15	19	23	27	31	35	44	39	43	48	52	56	56		
					Standard Mode															
				RF		CV/YC	Comp 480i	Comp 480p	Comp 1080i	Comp 720p	DVI 480i	DVI 480p	DVI VGA	DVI 1080i	DVI 720p	MS Menu	MS Single		Twin	
	0	SYSM	0-3	1		1	1	1	3	3	1	1	1	3	3	3	3	3	2	
	1	VMLV	0-15																	
	2	VMCR	0-3	1		0	0	0	0	0	0	0	0	0	0	0	0	0	3	
	3	VMLM	0-3	3		3	3	3	3	3	3	3	3	3	3	3	3	3	3	
	4	VMF0	0-3	1		1	1	1	0	0	1	1	1	0	0	0	0	0	0	
	5	VMDL	0-15	2		3	3	3	3	3	3	3	3	3	3	3	3	3	5	
	6	SHOF	0-3	1		3	3	2	3	3	3	2	2	3	3	3	3	3	1	
	7	SHF0	0, 1	1		1	1	1	1	1	1	1	1	1	1	1	1	1	1	
	8	PROV	0-3	0		1	1	0	3	3	1	0	0	3	3	3	3	3	2	
	9	F1LV	0-3	0		1	3	0	0	0	3	0	0	0	0	0	0	0	0	
	10	LTLV	0-3	2		2	2	3	3	3	2	3	3	3	3	3	3	3	3	
	11	LTMD	0, 1	1		1	1	0	1	1	1	0	0	1	1	1	1	1	1	
	12	CTLV	0-3	0		0	0	0	3	3	0	0	0	3	3	3	3	3	0	
	13	UBOF	0-7	2		2	2	0	2	2	2	0	0	2	2	2	2	2	1	
14	UCOF	0-7	2	1		2	2	1	2	2	2	2	1	2	0	0	0	0		
15	UHOF	0-3	0	0	0	0	0	0	0	0	0	0	0	0	0	0	0			
16	MIDE	0-63	5	10	14	18	22	26	30	34	44	38	42	47	51	55	55			

KV-36HS500\38DRC800 SERVICE DATA LISTS

Category Name	No.	Item Name	Range	Initial Data															
2170P_3				Movie Mode	RF	CV/YC	Comp 480i	Comp 480p	Comp 1080i	Comp 720p	DVI 480i	DVI 480p	DVI VGA	DVI 1080i	DVI 720p	MS Menu	MS Single	Twin	
	0	SYSM	0-3		1	1	1	1	3	3	1	1	1	3	3	3	3	2	
	1	VMLV	0-15																
	2	VMCR	0-3		1	0	0	0	0	0	0	0	0	0	0	0	0	3	
	3	VMLM	0-3		3	3	3	3	3	3	3	3	3	3	3	3	3	3	
	4	VMF0	0-3		1	1	1	1	0	0	1	1	1	0	0	0	0	0	
	5	VMDL	0-15		3	3	3	3	3	3	3	3	3	3	3	3	3	5	
	6	SHOF	0-3		1	1	1	1	1	1	1	1	2	1	1	1	1	1	
	7	SHF0	0, 1		1	1	1	1	1	1	1	1	1	1	1	1	1	1	
	8	PROV	0-3		0	3	1	1	3	3	1	1	0	3	3	3	3	2	
	9	F1LV	0-3		0	0	1	0	0	0	1	0	0	0	0	0	0	0	
	10	LTLV	0-3		1	1	1	2	2	2	1	2	3	2	2	2	2	1	
	11	LTMD	0, 1		1	1	1	1	1	1	1	1	0	1	1	1	1	1	
	12	CTLV	0-3		0	0	0	0	2	2	0	0	0	2	2	2	2	0	
	13	UBOF	0-7		0	0	0	0	0	0	0	0	0	0	0	0	0	0	
	14	UCOF	0-7		0	0	0	0	0	0	0	0	2	0	0	0	0	0	
	15	UHOF	0-3		0	0	0	0	0	0	0	0	0	0	0	0	0	0	
	16	MIDE	0-63		3	9	13	17	21	25	29	33	44	37	41	46	50	54	
				Pro Mode	RF	CV/YC	Comp 480i	Comp 480p	Comp 1080i	Comp 720p	DVI 480i	DVI 480p	DVI VGA	DVI 1080i	DVI 720p	MS Menu	MS Single	Twin	
	0	SYSM	0-3		1	1	2	1	3	3	2	1	1	3	3	3	3	2	
	1	VMLV	0-15																
	2	VMCR	0-3		1	0	0	0	0	0	0	0	0	0	0	0	0	3	
	3	VMLM	0-3		3	3	3	3	3	3	3	3	3	3	3	3	3	3	
	4	VMF0	0-3		1	1	0	0	0	0	0	0	1	0	0	0	0	0	
	5	VMDL	0-15		3	3	3	3	3	3	3	3	3	3	3	3	3	5	
	6	SHOF	0-3		1	2	0	0	2	2	0	0	2	2	2	2	2	2	
	7	SHF0	0, 1		1	1	1	1	1	1	1	1	1	1	1	1	1	1	
	8	PROV	0-3		0	2	3	1	3	3	3	1	0	3	3	3	3	2	
	9	F1LV	0-3		0	0	0	0	0	0	0	0	0	0	0	0	0	0	
	10	LTLV	0-3		0	0	0	0	0	0	0	0	3	0	0	0	0	0	
	11	LTMD	0, 1		1	1	1	1	1	1	1	1	0	1	1	1	1	1	
	12	CTLV	0-3		0	0	0	0	0	0	0	0	0	0	0	0	0	0	
	13	UBOF	0-7		2	2	2	1	1	1	2	1	0	1	1	1	1	2	
	14	UCOF	0-7		0	0	0	0	0	0	0	0	2	0	0	0	0	0	
	15	UHOF	0-3		0	0	0	0	0	0	0	0	0	0	0	0	0	0	
	16	MIDE	0-63		0	8	12	16	20	24	28	32	44	36	40	45	49	53	

KV-36HS500\38DRC800 SERVICE DATA LISTS

Category Name	No.	Item Name	Range	Initial Data			
2170P_3							
				Vivid	Standard	Movie	Pro
	17	VM	0-3	3	3	1	0
	18	VMH	0-15	15	15	12	12
	19	VMM	0-15	10	10	8	8
	20	VML	0-15	6	6	4	4
	21	VGAP	0-15	5			
	22	VGAS	0-15	0			
	23	VGAB	0-15	0			
	24	VGAC	0-15	0			
	25	VGAV	0-15	5			

KV-36HS500\38DRC800 SERVICE DATA LISTS

Category Name	No.	Item Name	Range	Initial Data															
2170P_4																			
				MS		Other													
	0	YCON	0, 1	0	1														
				DRC	VDO(V5/V6)	VDO (DVI)	MS	PT											
	1	SPIC	0-15	7	7	7	0	7											
	2	SCOL	0-63	31	31	31	31	31											
	3	SHUE	0-63	31	31	31	31	31											
	4	SPIO	0-15	7															
	5	SCLO	0-15	7															
	6	SHUO	0-15	7															
				Vivid	Standard	Movie	Pro												
	7	UPIC	0-63	63	48	39	31												
	8	UBRT	0-63	31	31	31	31												
	9	UCOL	0-63	35	31	31	31												
	10	UHUE	0-63	31	31	31	31												
	11	USHP	0-63	24	29	31	31												
	12	UTMP	0-3	2	1	0	1												
	13	RYR	0-15	8															
	14	RYB	0-15	9															
	15	GYR	0-15	9															
	16	GYB	0-15	6															
17	GAMM	0-3	Vivid	RF	CV/YC	Comp 480i	Comp 480p	Comp 1080i	Comp 720p	DVI 480i	DVI 480p	DVI VGA	DVI 1080i	DVI 720p	MS Menu	MS Single	Twin		
			Standard	3	2	3	3	3	3	2	3	0	3	3	3	3	3		
			Movie	1	1	1	1	1	1	1	1	0	1	1	1	1	2		
			Pro	0	0	0	0	0	0	0	0	0	0	0	0	0	0		
				0	0	0	0	0	0	0	0	0	0	0	0	0	0		

KV-36HS500\38DRC800 SERVICE DATA LISTS

Category Name	No.	Item Name	Range	Initial Data														
2170P_4																		
				GAMM (0)	GAMM (1)	GAMM (2)	GAMM (3)											
	18	GAMS	0-15	0	8	8	8											
	19	GAMR	0-15	0	4	8	12											
	20	GAMG	0-15	0	4	8	12											
	21	GAMB	0-15	0	4	8	12											
					RF	CV/YC	Comp 480i	Comp 480p	Comp 1080i	Comp 720p	DVI 480i	DVI 480p	DVI VGA	DVI 1080i	DVI 720p	MS Menu	MS Single	Twin
	22	BLK	0-3	Vivid	3	3	3	3	3	3	3	3	0	3	3	3	3	3
				Standard	2	2	2	2	2	2	2	2	0	2	2	2	2	2
				Movie	0	0	1	0	1	0	1	0	0	1	0	1	1	0
				Pro	0	0	0	0	0	0	0	0	0	0	0	0	0	0
				BLK (0)	BLK (1)	BLK (2)	BLK (3)											
	23	DCTR	0-15	0	3	7	12											
	24	APED	0-3	0	0	1	2											
	25	DSBO	0-15	7	7	7	7											
				0	1	0	1											
	26	IDSW	0-7	0														
				BLK (0)	BLK (1)	BLK (2)	BLK (3)											
	27	ABLM	0-3	0	1	0	1											
				Others	Small Pic													
	28	ABLT	0-15	0	7													
29	SPOF	0-31	13															
			BLK (0)	BLK (1)	BLK (2)	BLK (3)												
30	DPSQ	0, 1	1	1	1	1												
31	LRGB	0-15	3															

KV-36HS500\38DRC800 SERVICE DATA LISTS

Category Name	No.	Item Name	Range	Initial Data						
2170D_1	0	VPOS	0-63	31						
	1	VSIZ	0-63	30						
				1080iFULL	Others					
	2	VSZO	0-63	0	0					
				WideZoom	Others					
	3	VLIN	0-15	8	8					
	4	VSCO	0-15	10	9					
	5	VCEN	0-63	31						
				1080Vcomp	Others					
				480Vcomp						
	6	VPIN	0-63	15	15					
	7	MVPN	0-3	0						
	8	NSCO	0-63	31						
	9	HTPZ	0-31	15						
	10	MHTZ	0-3	0						
				WideZoom	Zoom	Others				
	11	ZOOM	0, 1	1	1	0				
				WideZoom	Zoom	480FULL	1080FULL	1080Vcomp	480Vcomp	
	12	APSW	0, 1	1	1	1	0	0	1	
13	ASPT	0-63	22	43	47	47	47	47		
14	SCRL	0-63	31	31	31	31	31	31		
			WideZoom	Others						
15	UVLN	0-15	4	0						
16	LVLN	0-15	4	0						

KV-36HS500\38DRC800 SERVICE DATA LISTS

Category Name	No.	Item Name	Range	Initial Data				
2170D_2								
	0	HCNT	0-63	31				
				1080FULL	Others			
				1080Vcomp				
	1	HPOS	0-63	31	31			
				WideZoom	Others			
	2	HSIZ	0-63	49	40			
	3	SLIN	0-15	10	4			
	4	MPIN	0-15	10	8			
	5	PIN	0-63	40	31			
				WideZoom	Zoom	480FULL	1080FULL	1080Vcomp
								480Vcomp
	6	PINO	0-15	7	7	7	7	7
				WideZoom	Others			
	7	UCP	0-63	31	35			
	8	LCP	0-63	31	35			
	9	UXCG	0-3	0				
	10	LXCG	0-3	0				
	11	UXCP	0-3	2				
	12	LXCP	0-3	2				
	13	XCPP	0, 1	0				
				WideZoom	Others			
	14	PPHA	0-63	20	20			
	15	VANG	0-63	31				
	16	LANG	0-63	31				
	17	VBOW	0-63	31				
	18	LBOW	0-63	31				

KV-36HS500\38DRC800 SERVICE DATA LISTS

Category Name	No.	Item Name	Range	Initial Data					
2170D_3	0	HBLK	0, 1	1					
				1080FULL					
				1080Vcomp	Others				
	1	LBLK	0-63	50	51				
	2	RBLK	0-63	31	27				
				WideZoom	Zoom	480FULL	480Vcomp		
						1080FULL	1080Vcomp		
	3	VBLK	0, 1	0	0	1	1		
				WideZoom	Zoom	480FULL	1080FULL	1080Vcomp	480Vcomp
	4	TBLK	0-15	12	7	2	4	10	8
	5	BBLK	0-15	7	7	8	6	14	13
				1080FULL					
				1080Vcomp	Others				
	6	AFCM	0-3	2	3				
				1080Vcomp					
				480Vcomp	Others				
	7	JUMP	0, 1	1	0				
				WideZoom	Zoom	480Vcomp	1080Vcomp		
						480FULL	1080FULL		
	8	VDJP	0, 1	1	1	0	1		
				1080Vcomp					
				1080FULL	Others				
	9	VDST	0, 1	0	0				
	0	HBLK	0, 1	1					
			WideZoom	Zoom	480FULL	1080FULL			
					480Vcomp	1080Vcomp			
10	AKBT	0-31	15	15	22	16			

KV-36HS500\38DRC800 SERVICE DATA LISTS

Category Name	No.	Item Name	Range	Initial Data	
2170D_4					
				1080Vcomp 480Vcomp	Others
	0	QPAM	0-63	22	22
	1	QPAV	0-63	40	40
	2	QPAP	0-15	6	6
	3	QPDC	0-63	17	17
	4	QPDV	0-63	52	52
	5	QPDP	0-15	6	6
	6	CPY1	0, 1	0	
	7	DF	0-63	39	
	8	DQP	0-63	37	
	9	DHMT	0, 1	0	
2170D_5	0	VFRQ	0-3	1	
	1	VON	0, 1	1	
	2	EWDC	0, 1	0	
	3	MS15	0, 1	0	
	4	HFRQ	0-255	80	
	5	HFRX	0-63	25	
	6	VMPS	0, 1	0	
	7	INTR	0, 1	0	
	8	VLNL	0-3	0	
	9	VLNH	0-255	0	
	10	AGCS	0, 1	0	

KV-36HS500\38DRC800 SERVICE DATA LISTS

Category Name	No.	Item Name	Range	Initial Data			
D_CONV							
				1080Vcomp		Others	
				480Vcomp			
	0	YBWU	0-63	31	31		
	1	YBWL	0-63	31	31		
	2	RSAP	0-63	31	31		
	3	RUBW	0-63	31	31		
	4	RUMB	0-63	31	31		
	5	RLBW	0-63	31	31		
	6	RLMB	0-63	31	31		
	7	LSAP	0-63	31	31		
	8	LUBW	0-63	31	31		
	9	LUMB	0-63	31	31		
	10	LLBW	0-63	31	31		
	11	LLMB	0-63	31	31		
	12	CADJ	0-63	29			
	13	CPY2	0, 1	0			
CXA2151	0	MTRX	0-3				
				PT		Others	
	1	GAIN	0-3	7	7		
				V5/V6		DVI	Others
	2	FIXS	0-3	0	0	0	
				PT		Others	
	3	CBGN	0-15	7	7		
	4	CRGN	0-15	8	8		
	5	YGN	0-15	8	8		
	6	VTC	0-3	0			
	7	HTC	0, 1				
	8	HWID	0-3	1			
	9	HSEP	0, 1	1			
	10	HMSK	0, 1				
				V5/V6		DVI	Others
		11	FRGB	0, 1	0	0	0

KV-36HS500\38DRC800 SERVICE DATA LISTS

Category Name	No.	Item Name	Range	Initial Data					
MID1									
	0	DHPH	0-255	111					
	1	DVPH	0-63	20					
	2	DHAR	0-255	240					
	3	DVAR	0-255	135					
	4	DHPW	0-63	55					
	5	DVPW	0-7	5					
				Single		Twin	Freeze	Favorite	Index
				480i	Others				
	6	DYCD	0-63	3	0	2	2	2	2
				table-0	table-1	table-2	table-3		
	7	DYSD	0-7	7	4	2	1		
				Single				Favorite	Index
				VGA		Others		VGA	VGA
				Normal	Others	Normal	Others		
	8	MDHP	0-255		72		0	40	38
				Single			Favorite	Index	
				480i/480p	VGA	Others	VGA	VGA	
	9	MDVP	0-255	30	66	0	34	86	
				Single				Favorite	Index
				VGA		Others		VGA	VGA
				Normal	Others	Normal	Others		
	10	MDHS	0-255		204		240	155	116

KV-36HS500\38DRC800 SERVICE DATA LISTS

Category Name	No.	Item Name	Range	Initial Data				
MID1								
				Single			Favorite	Index
				480i/480p	VGA	Others	VGA	VGA
	11	MDVS	0-255	120	102	135	103	77
				Twin/Freeze	Favorite	Index		
	12	MLHP	0-255	36	31	31		
	13	MLVP	0-255	8	30	41		
				Favorite				
	14	SDHP	0-255	167				
	15	SDVP	0-255	5				
	16	SDHS	0-255	115				
	17	SDVS	0-255	79				
	18	PDHP	0-255					
	19	PDVP	0-255					
	20	PDHS	0-255					
	21	PDVS	0-255					
				1080i Single	Others			
	22	DPSW	0, 1	0	0			
	23	MDLO	0-63	6				
				Single			Others	
				Normal	Others	MS		
	24	BCOL	0-15		1	0	1	
	25	DYSS	0-3	1				
				Index				
	26	OSDH	0-63	32				
	27	OSDV	0-63	16				

KV-36HS500\38DRC800 SERVICE DATA LISTS

Category Name	No.	Item Name	Range	Initial Data				
MID2								
				Single	480i		YC	
					Normal	Others	Normal	Others
	0	DRHP	0-255			120		117
	1	DRHS	0-255			180		180
	2	DRVP	0-63			37		37
	3	DRVS	0-255			120		120
				Twin-Left	480i	YC		
	0	DRHP	0-255		146	148		
	1	DRHS	0-255		164	164		
	2	DRVP	0-63		57	57		
	3	DRVS	0-255		110	110		
				Twin-Right	YC			
	0	DRHP	0-255		153			
	1	DRHS	0-255		164			
	2	DRVP	0-63		57			
	3	DRVS	0-255		110			
				Freeze	480i	YC		
	0	DRHP	0-255		153	153		
	1	DRHS	0-255		162	162		
	2	DRVP	0-63		57	57		
	3	DRVS	0-255		110	110		

KV-36HS500\38DRC800 SERVICE DATA LISTS

Category Name	No.	Item Name	Range	Initial Data				
MID2								
				Favorite-Main	480i		YC	
					Full	Vcomp	Full	Vcomp
	0	DRHP	0-255		140	140	140	140
	1	DRHS	0-255		165	165	165	165
	2	DRVP	0-63		37	57	37	57
	3	DRVS	0-255		120	110	120	110
				Favorite-Sub	YC			
	0	DRHP	0-255		153			
	1	DRHS	0-255		171			
	2	DRVP	0-63		28			
	3	DRVS	0-255		118			
				Index-Main	480i		YC	
					Full	Vcomp	Full	Vcomp
	0	DRHP	0-255					
	1	DRHS	0-255					
	2	DRVP	0-63					
	3	DRVS	0-255					
				Index-Sub	YC			
	0	DRHP	0-255					
	1	DRHS	0-255					
	2	DRVP	0-63					
	3	DRVS	0-255					

KV-36HS500\38DRC800 SERVICE DATA LISTS

Category Name	No.	Item Name	Range	Initial Data								
MID3												
				Single	1080i	720p	480p		480i		VGA	
							Normal	Others	Normal	Others	Normal	Others
	0	VDHP	0-255		74	94		106		208		119
	1	VDHS	0-255		161	108		167		213		159
	2	VDVE	0-63		19	24		37		17		34
	3	VDVS	0-255		135	180		120		60		120
				Twin-Left	1080i	720p	480p	480i	VGA			
	0	VDHP	0-255		95	111	134	208	148			
	1	VDHS	0-255		149	99	152	213	145			
	2	VDVE	0-63		43	54	57	27	45			
	3	VDVS	0-255		123	165	110	55	110			
				Twin-Right	YC							
	0	VDHP	0-255		200							
	1	VDHS	0-255		213							
	2	VDVE	0-63		27							
	3	VDVS	0-255		55							
				Freeze	1080i	720p	480p	480i	VGA			
	0	VDHP	0-255		102	114	139	208	148			
	1	VDHS	0-255		147	98	150	213	144			
	2	VDVE	0-63		43	54	57	27	45			
	3	VDVS	0-255		123	165	110	55	110			

KV-36HS500\38DRC800 SERVICE DATA LISTS

Category Name	No.	Item Name	Range	Initial Data										
MID3														
				Favorite-Main	1080i		720p	480p		480i		VGA		
					FULL	Vcomp	-	FULL	Vcomp	FULL	Vcomp	FULL	Vcomp	
	0	VDHP	0-255		94	94	105	128	128	208	208	118	137	
	1	VDHS	0-255		149	149	100	153	153	213	213	159	159	
	2	VDVE	0-63		43	43	55	37	57	17	27	34	34	
	3	VDVS	0-255		123	123	165	120	110	60	55	120	120	
				Favorite-Sub	YC									
	0	VDHP	0-255		205									
	1	VDHS	0-255		223									
	2	VDVE	0-63		13									
	3	VDVS	0-255		59									
				Index-Main	1080i		720p	480p		480i		VGA		
					FULL	Vcomp	-	FULL	Vcomp	FULL	Vcomp	FULL	Vcomp	
	0	VDHP	0-255											
	1	VDHS	0-255											
	2	VDVE	0-63											
	3	VDVS	0-255											
				Index-Sub	YC									
	0	VDHP	0-255											
	1	VDHS	0-255											
	2	VDVE	0-63											
	3	VDVS	0-255											

KV-36HS500\38DRC800 SERVICE DATA LISTS

Category Name	No.	Item Name	Range	Initial Data					
MID3									
				YC	480i	1080i	720p	480p	VGA
	4	VDVO	0-3	0	0	0	0	0	0
	5	VCPO	0-255	95	90	40	40	70	70
	6	VCWD	0-7	3	3	3	3	3	3
	7	VYCD	0-63	0	0	0	0	0	0
	8	VSTP	0-255	62	62	144	132	110	119
	9	VSTT	0-15	0	0	0	0	0	0
	10	VHSC	0-255	130	130	130	130	130	130
	11	VFRV	0, 1	0	0	0	0	0	0

KV-36HS500\38DRC800 SERVICE DATA LISTS

Category Name	No.	Item Name	Range	Initial Data															
MID5	0	POP	0-63	0	1	2	3	4	5	6	7	8	9	10	11	12	13	14	15
	1	MHLY	0-3	1	1	1	1	1	1	1	1	1	1	1	1	1	1	1	1
	2	MHLC	0-3	3	3	3	3	3	3	3	3	3	3	3	3	3	3	3	3
	3	MVLY	0-3	0	0	0	0	0	0	0	0	0	0	0	0	0	0	0	0
	4	MVLC	0-3	0	0	0	0	0	0	0	0	0	0	0	0	0	0	0	0
	5	MHYR	0-3	0	1	1	1	2	2	2	2	0	0	2	1	0	0	1	1
	6	MHYL	0-3	0	1	1	1	1	2	2	2	0	1	2	1	0	0	2	2
	7	MHYE	0-7	0	2	2	5	6	7	7	7	0	2	6	7	0	0	2	7
	8	MHYO	0, 1	0	1	1	1	1	1	1	1	0	1	1	1	1	1	0	0
	9	MHCR	0-3	0	0	0	0	0	0	0	0	0	0	0	0	0	0	0	0
	10	MHCL	0-3	0	0	0	0	0	0	0	0	0	0	0	0	0	0	0	0
	11	MHCE	0-7	0	0	0	0	0	0	0	0	0	0	0	0	0	0	0	0
	12	MHCO	0-1	0	0	0	0	0	0	0	0	0	0	0	0	0	0	0	0
	13	MVYR	0-3	0	0	0	0	1	2	2	2	0	0	1	1	0	0	1	2
	14	MVYL	0-3	0	0	0	0	1	1	1	1	0	0	1	1	0	0	1	2
	15	MVYE	0-7	0	0	0	0	1	1	1	1	0	0	3	3	0	0	3	3
	16	MVCR	0-3	0	0	0	0	0	0	0	0	0	0	0	0	0	0	0	0
	17	MVCL	0-3	0	0	0	0	0	0	0	0	0	0	0	0	0	0	0	0
	18	MVCE	0-7	0	0	0	0	0	0	0	0	0	0	0	0	0	0	0	0
	0	POP	0-63	16	17	18	19	20	21	22	23	24	25	26	27	28	29	30	31
	1	MHLY	0-3	1	1	1	1	0	0	0	0	0	0	0	0	1	1	1	1
	2	MHLC	0-3	3	3	3	3	0	0	0	0	0	0	0	0	3	3	3	3
	3	MVLY	0-3	0	0	0	0	0	0	0	0	0	0	0	0	0	0	0	0
	4	MVLC	0-3	0	0	0	0	0	0	0	0	0	0	0	0	0	0	0	0
	5	MHYR	0-3	1	1	1	0	0	0	0	0	0	0	0	0	0	0	1	1
	6	MHYL	0-3	1	1	1	1	1	1	1	1	1	1	1	1	0	0	2	2
	7	MHYE	0-7	4	2	2	3	2	4	7	7	2	4	7	7	0	0	2	7
	8	MHYO	0, 1	1	1	1	0	0	1	1	1	0	0	0	0	1	1	0	0
	9	MHCR	0-3	0	0	0	0	0	0	1	1	0	0	1	1	0	0	0	0
	10	MHCL	0-3	0	0	0	0	0	0	1	1	0	0	1	1	0	0	0	0
	11	MHCE	0-7	0	0	0	0	0	0	4	4	0	0	4	4	0	0	0	0
	12	MHCO	0-1	0	0	0	0	0	0	1	1	0	0	1	1	0	0	0	0
	13	MVYR	0-3	0	0	1	1	0	0	0	0	0	0	0	0	0	0	1	2
	14	MVYL	0-3	0	1	1	1	0	1	1	1	0	0	1	1	0	0	1	2
	15	MVYE	0-7	0	1	3	1	0	2	4	4	0	0	4	4	0	0	3	3
	16	MVCR	0-3	0	0	0	0	0	0	1	1	0	0	1	1	0	0	0	0
	17	MVCL	0-3	0	0	0	0	0	0	1	1	0	0	1	1	0	0	0	0
	18	MVCE	0-7	0	0	0	0	0	0	4	4	0	0	4	4	0	0	0	0

KV-36HS500\38DRC800 SERVICE DATA LISTS

Category Name	No.	Item Name	Range	Initial Data																		
MID5																						
	0	POP	0-63	32	33	34	35	36	37	38	39	40	41	42	43	44	45	46	47			
	1	MHLY	0-3	1	1	1	1	0	0	0	0	0	0	0	0	1	0	0	0			
	2	MHLC	0-3	3	3	3	3	0	0	0	0	0	0	0	0	3	0	0	0			
	3	MVLY	0-3	0	0	0	0	0	0	0	0	0	0	0	0	0	0	0	0			
	4	MVLC	0-3	0	0	0	0	0	0	0	0	0	0	0	0	0	0	0	0			
	5	MHYR	0-3	1	1	1	0	0	0	0	0	0	0	0	0	1	0	0	0			
	6	MHYL	0-3	1	1	1	1	1	1	1	1	1	1	1	1	1	0	0	0			
	7	MHYE	0-7	4	2	2	3	2	4	7	7	2	4	7	7	2	0	0	0			
	8	MHYO	0, 1	1	1	1	0	0	1	1	1	0	0	0	0	1	0	0	0			
	9	MHCR	0-3	0	0	0	0	0	0	1	1	0	0	1	1	0	0	0	0			
	10	MHCL	0-3	0	0	0	0	0	0	1	1	0	0	1	1	0	0	0	0			
	11	MHCE	0-7	0	0	0	0	0	0	4	4	0	0	4	4	0	0	0	0			
	12	MHCO	0-1	0	0	0	0	0	0	1	1	0	0	1	1	0	0	0	0			
	13	MVYR	0-3	0	0	1	1	0	0	0	0	0	0	0	0	1	0	0	0			
	14	MVYL	0-3	0	1	1	1	0	1	1	1	0	0	1	1	1	0	0	0			
	15	MVYE	0-7	0	1	3	1	0	2	4	4	0	0	4	4	3	0	0	0			
	16	MVCR	0-3	0	0	0	0	0	0	1	1	0	0	1	1	0	0	0	0			
	17	MVCL	0-3	0	0	0	0	0	0	1	1	0	0	1	1	0	0	0	0			
	18	MVCE	0-7	0	0	0	0	0	0	4	4	0	0	4	4	0	0	0	0			
	0	POP	0-63	48	49	50	51	52	53	54	55	56										
	1	MHLY	0-3	0	0	0	0	0	0	0	0	0										
	2	MHLC	0-3	0	0	0	0	0	0	0	0	0										
	3	MVLY	0-3	0	0	0	0	0	0	0	0	0										
	4	MVLC	0-3	0	0	0	0	0	0	0	0	0										
	5	MHYR	0-3	0	0	0	0	0	0	0	0	0										
	6	MHYL	0-3	0	1	1	1	1	0	0	0	0										
	7	MHYE	0-7	0	2	4	5	7	0	0	0	0										
	8	MHYO	0, 1	0	0	0	0	0	0	0	0	0										
	9	MHCR	0-3	0	0	0	1	1	0	0	0	0										
	10	MHCL	0-3	0	0	0	1	1	0	0	0	0										
	11	MHCE	0-7	0	0	0	4	4	0	0	0	0										
	12	MHCO	0-1	0	0	0	1	1	0	0	0	0										
	13	MVYR	0-3	0	0	0	0	0	0	0	0	0										
	14	MVYL	0-3	0	0	0	1	1	0	0	0	0										
	15	MVYE	0-7	0	0	0	4	4	0	0	0	0										
	16	MVCR	0-3	0	0	0	1	1	0	0	0	0										
	17	MVCL	0-3	0	0	0	1	1	0	0	0	0										
18	MVCE	0-7	0	0	0	4	4	0	0	0	0											

KV-36HS500\38DRC800 SERVICE DATA LISTS

Category Name	No.	Item Name	Range	Initial Data
MID5				
				MS
	19	SHLY	0-7	0
	20	SHLC	0-7	0
	21	SVLY	0-7	0
	22	SVLC	0-7	0
	23	SHYR	0-3	0
	24	SHYL	0-3	0
	25	SHYE	0-7	0
	26	SHYO	0, 1	0
	27	SHCR	0-3	0
	28	SHCL	0-3	0
	29	SHCE	0-7	0
	30	SHCO	0, 1	0
	31	SVYR	0-3	0
	32	SVYL	0-3	0
	33	SVYE	0-7	0
	34	SVCR	0-3	0
	35	SVCL	0-3	0
	36	SVCE	0-7	0

KV-36HS500\38DRC800 SERVICE DATA LISTS

Category Name	No.	Item Name	Range	Initial Data		
CXA3506R						
	0	MCON	0, 1			
	1	SCOR	0-255			
	2	SCOG	0-255			
	3	SCOB	0-255			
	4	RGB	0-255			
AUDIO						
	0	ASYS	0, 1			
	1	TRCV	0-3			
	2	BACV	0-3			
	3	MDCV	0-3			
	4	SVHI	0-7			
	5	SVLO	0-7			
	6	MDFQ	0-15			
	7	LOFQ	0-7			
	8	SBAS	0-15			
	9	BSFQ	0-15			
	10	STRE	0-15			
	11	TRFQ	0-15			
	12	PSEF	0-15			
	13	AGCL	0-15			
				TruSurround	Simulated	SteadySound
	14	BBE	0, 1	1	1	1
	15	BBEP	0-7	4	4	4
	16	BBEL	0-7	1	1	1
	17	BB2P	0-7	4	4	4
	18	BB2L	0-7	1	1	1
	19	TRS1	0-7	4		
	20	TRS2	0-7	2		

KV-36HS500\38DRC800 SERVICE DATA LISTS

Category Name	No.	Item Name	Range	Initial Data							
SNNR	0	MODE	0-3	0							
	1	SNNR	0-7	0							
				A	B	C	D	E	F	G	
	2	WSLT	0-255	15	31	45	63	85	110	127	
				0	1	2	3	4	5	6	7
	3	CPFG	0-15	0	0	1	1	2	2	2	3
	4	CPFT	0-3	0	0	0	0	0	0	0	0
	5	CCOR	0-3	0	0	1	1	1	1	1	1
	6	CHCG	0, 1	0	1	1	1	1	1	1	1
	7	CAPG	0-7	0	0	0	0	0	0	0	0
	8	3SHP	0-15	0	0	1	1	2	2	2	3
	9	NYNR	0-15	0	1	2	2	3	3	4	4
	10	NCNR	0-15	0	1	2	2	3	3	4	4
	11	NYMG	0-3	0	0	0	0	0	0	0	0
	12	NCMG	0-3	0	0	0	0	0	0	0	0
	13	NYLT	0-15	0	1	1	2	3	4	6	8
	14	NYNC	0-15	0	0	2	2	3	3	4	4
	15	NYCO	0, 1	0	0	1	1	1	1	1	1
	16	7SHP	0-63	0	0	1	1	3	3	3	4
	17	7YF1	0-3	0	0	1	1	2	2	2	3
	18	7LTI	0-3	0	0	0	0	0	0	0	0
	19	7CTI	0-3	0	0	0	0	0	0	0	0
	20	7VML	0-15	0	0	0	0	0	0	0	0
	21	7VMC	0-3	0	0	1	1	2	2	2	3
	22	MIDD	0-63	0	0	1	1	2	2	2	3

KV-36HS500\38DRC800 SERVICE DATA LISTS

Category Name	No.	Item Name	Range	Initial Data
CCD				
	0	HPRM	0-255	60
	1	HPRS	0-255	60
	2	YSYM	0, 1	0
	3	CCDI	0-7	3
	4	CRIP	0-7	4
	5	PHLD	0, 1	0
	6	CHMK	0-63	54
	7	LANG	0-15	0
	8	DATA	0, 1	0
	9	VCHP	0, 1	0
	10	CLMP	0, 1	0
	11	SYSV	0-7	4
	12	ID1	0, 1	1
	13	ID1M	0-7	1
	14	FPOL	0, 1	0
	15	BWHT	0, 1	0
	16	MESH	0, 1	0
	17	BNBB	0-3	1
	18	BNBG	0-3	1
	19	BNBR	0-3	0
	20	CMP1	0-7	2
	21	CMP2	0-7	5
	22	CMP3	0-7	3
	23	CWHT	0-7	3
	24	VSDW	0, 1	1
	25	BFRQ	0, 1	0
	26	BPOS	0, 1	0
	27	BFRM	0, 1	1
	28	BTIM	0, 1	0

KV-36HS500\38DRC800 SERVICE DATA LISTS

Category Name	No.	Item Name	Range	Initial Data
3DNR	0	WHCT	0-63	44
	1	NIQM	0, 1	1
	2	CLPW	0-63	30
	3	CLPP	0-255	80
	4	YHBW	0-255	138
	5	YBKL	0-15	0
	6	YBKO	0, 1	0
	7	MUTE	0, 1	0
	8	YHBS	0-127	40
	9	CHBW	0-255	138
	10	CBKO	0-127	40
	11	CHBO	0, 1	0
	12	VHBL	0-15	0
	13	UHBL	0-15	0
	14	UVDL	0-7	0
	15	YDL	0-7	0
	16	PVDI	0, 1	0
	17	PHDI	0, 1	0
	18	HDW	0-63	16
	19	PVDO	0, 1	0
	20	PHDO	0, 1	0
	21	HST	0-255	54
	22	VDL	0-15	0
	23	VDW	0-15	44
	24	NDET	0-15	1
	25	NVP	0-15	30
	26	NDTS	0-3	80
	27	HROF	0, 1	138
	28	NDGW	0-15	0
	29	UOFS	0-7	1
	30	POT	0-3	0
	31	UVF	0, 1	40
	32	APC	0, 1	138
	33	DAP	0, 1	40

KV-36HS500\38DRC800 SERVICE DATA LISTS

Category Name	No.	Item Name	Range	Initial Data		
3DNR						
	0	WHCT	0-63	44		
					Others	480i
	34	YLV	0-15	Vivid	15	15
				Standard	10	10
				Movie	10	10
				Pro	8	8
	35	YST	0, 1	0		
	36	YNT	0, 1	1		
	37	YPL	0, 1	1		
	38	YMV	0, 1	0		
					Others	480i
	39	YCR	0-31	Vivid	3	3
				Standard	3	3
				Movie	3	3
				Pro	3	3
	40	VOS	0-7	1		
					Others	480i
	41	YMG	0-3	Vivid	3	3
				Standard	3	3
				Movie	3	3
				Pro	3	3
	42	YEG	0, 1	1		
					Others	480i
	43	YEL	0-15	Vivid	6	6
				Standard	6	6
				Movie	6	6
				Pro	6	6
					Others	480i
	44	YLM	0-127	Vivid	6	6
				Standard	6	6
				Movie	6	6
				Pro	6	6

KV-36HS500\38DRC800 SERVICE DATA LISTS

Category Name	No.	Item Name	Range	Initial Data		
3DNR						
					Others	480i
	45	CLV	0-15	Vivid	15	15
				Standard	10	10
				Movie	10	10
				Pro	8	8
	46	CNT	0, 1	1		
	47	CPL	0, 1	1		
					Others	480i
	48	CMG	0-3	Vivid	3	3
				Standard	3	3
				Movie	3	3
				Pro	3	3
					Others	480i
	49	CCR	0-31	Vivid	6	6
				Standard	6	6
				Movie	6	6
				Pro	6	6
					Others	480i
	50	CLM	0-127	Vivid	6	6
				Standard	6	6
				Movie	6	6
				Pro	6	6
	51	NVSL	0-255	20		
	52	NVSH	0, 1	0		
	53	NHS	0-127	16		
	54	NVEL	0-255	244		
	55	NVEH	0, 1	0		
	56	NHE	0-127	120		
					Others	480i
	57	YNG	0-3	Vivid	3	3
				Standard	3	3
				Movie	3	3
				Pro	3	3

KV-36HS500\38DRC800 SERVICE DATA LISTS

Category Name	No.	Item Name	Range	Initial Data		
3DNR						
					Others	480i
	58	COR	0, 1	Vivid	0	0
				Standard	0	0
				Movie	0	0
				Pro	0	0
					Others	480i
	59	LPF	0, 1	Vivid	0	0
				Standard	0	0
				Movie	0	0
				Pro	0	0
					Others	480i
	60	YLT	0-15	Vivid	0	0
				Standard	0	0
				Movie	0	0
				Pro	0	0
					Others	480i
	61	YNC	0-15	Vivid	15	15
				Standard	10	10
				Movie	10	10
				Pro	8	8
					Others	480i
	62	YCO	0, 1	Vivid	0	0
				Standard	0	0
				Movie	0	0
				Pro	0	0
	63	ADTH	0, 1	0		

KV-36HS500\38DRC800 SERVICE DATA LISTS

Category Name	No.	Item Name	Range	Initial Data
DRCV	0	MFVR	0, 1	
	1	ISEL	0, 1	
	2	ORES	0-255	
	3	ONCT	0-255	
	4	AINI	0-127	
	5	BINI	0-127	
	6	FMAT	0, 1	
	7	FMTH	0-3	
	8	FSEL	0, 1	
	9	CDLY	0-3	
	10	LMIT	0, 1	
	11	LMLV	0-3	
	12	LMSL	0, 1	
	13	VDLY	0-3	
	14	VDPR	0-3	
	15	WPLL	0-3	
	16	CRCT	0, 1	
	17	NRA	0-255	
	18	NRB	0-255	
OP	0	DLY1	0-31	4
	1	DLY2	0-31	12
	2	DLY3	0-15	7
	3	OSDH	0-255	20
	4	HDPT	0, 1	1
	5	MSBG	0-255	0
	6	AACK	0-3	2
	7	RAMW	0-3	0

4-4.5. KV-36XBR800 SERVICE DATA LISTS

Category Name	No.	Item Name	Range	Initial Data									
VERSION	0	VER	0,1	0									
	1	DMY1	0-255	0									
3D_COMB	0	NRMD	0-3	0									
	1	CLKS	0-3	1									
	2	NSDS	0-3	0									
	3	MSS	0-3	0									
	4	KILS	0-3	1									
	5	FRZE	0, 1	0									
	6	EXCS	0-3	1									
	7	CDL	0-7	4									
				NRMD(0)	NRMD(1)	NRMD(2)	NRMD(3)						
	8	DYCO	0-15	2	2	2	2						
	9	DYGA	0-15	10	10	10	10						
	10	DCCO	0-15	5	5	5	5						
	11	DCGA	0-15	5	5	5	5						
	12	WSC	0-2	1									
	13	WSS	0, 1	0									
				Vivid	Standard	Movie	Pro						
	14	VAPG	0-7	4	2	2	0						
	15	VAPI	0-31	4	4	4	0						
	16	TEST	0, 1	0									
				Vivid	Standard			Movie		Pro		TWIN	
				RF	CV/YC	RF	CV/YC	RF	CV/YC	RF	CV/YC	Any	
	17	YPFT	0-3	3	3	3	3	3	3	3	3	3	
	18	YPFG	0-15	9	5	7	5	5	6	5	5	6	
	19	SEDC	0, 1	0									
	20	SEDY	0, 1	1									
	21	YHCO	0-3	1									
	22	YHCG	0, 1	0									
	23	SYSP	0-3	0									
	24	TES2	0-7	0									

KV-36XBR800 SERVICE DATA LISTS

Category Name	No.	Item Name	Range	Initial Data				
2103_1				480i	Others			
	0	YLEV	0-62	34	20			
	1	CLEV	0-63	40	17			
				RF	CV/YC			
	2	SCON	0-15	9	9			
	3	SCOL	0-15	2	2			
	4	SHUE	0-15	11	5			
	5	YDLY	0-3	0	0			
				RF	CV	V5	YC	
	6	SHAP	0-15	9	8	4	8	
	7	SHF0	0-3	0	0	3	0	
	8	PREO	0-3	3	3	3	3	
	9	BPF0	0-3	3				
	10	BPFQ	0-3	0				
				RF	CV/YC			
	11	BPSW	0, 1	1	0			
	12	TRAP	0, 1	0				
	13	LPF	0, 1	1				
				RF	CV/YC	Others		
	14	AFCG	0, 1	1	0	0		
	15	CDMD	0-3	3	3	3		
	16	SSMD	0-3	0	0	0		
				RF	CV/YC	V5/V6	DVI	
	17	HMSK	0, 1	0	1	1	0	
	18	HALI	0, 1	0				
				RF	CV/YC	V5/V6	DVI	
	19	PPHA	0-15	7	7	0		
				RF	V5/V6			
	20	CBO1	0-63	34	36			
	21	CRO1	0-63	32	38			
	22	CBO2	0-63	32				
	23	CRO2	0-63	32				
				Single	BLK(0)	BLK(1)	BLK(2)	BLK(3)
	24	ATPD	0-3	0	1	1	2	1
	25	DCTR	0-3	0	2	1	3	2

KV-36XBR800 SERVICE DATA LISTS

Category Name	No.	Item Name	Range	Initial Data	
2103_2				DRC	VDO
	0	YLEV	0-63	41	35
	1	CLEV	0-63	31	42
				RF	CV/YC
	2	SCON	0-15	9	9
	3	SCOL	0-15	2	2
	4	SHUE	0-15	11	5
	5	YDLY	0-3	0	0
	6	SHAP	0-15	6	8
	7	SHF0	0-3	0	0
	8	PREO	0-3	3	3
	9	BPF0	0-3	3	
	10	BPFQ	0-3	0	
				RF	CV/YC
	11	BPSW	0, 1	1	0
	12	TRAP	0, 1	0	
				DRC	VDO
	13	LPF	0, 1	1	0
				RF	CV/YC
	14	AFCG	0, 1	1	0
	15	CDMD	0-3	3	3
	16	SSMD	0-3	0	0
	17	HMSK	0, 1	0	1
	18	HALI	0, 1	0	
				RF	CV/YC
	19	PPHA	0-15	7	7
	20	CBO1	0-63	34	
	21	CRO1	0-63	32	

KV-36XBR800 SERVICE DATA LISTS

Category Name	No.	Item Name	Range	Initial Data								
2170P_1				CV/YC	480i	VDO	MS	PT				
	0	YOSW	0, 1	1	0	0	0	0				
	1	TCOF	0, 1	0								
									DVI 480p	DVI 720p	PT	
				DRC CV/YC	DRC 480i	V5/V6 480p	V5/V6 720p	V5/V6 1080i	VGA	1080i	1080i	MS
	2	YOF	0-15	0	15	7	7	7	7	7	7	7
	3	CBOF	0-63	31	31	31	31	31	31	31	31	31
	4	CROF	0-63	31	31	31	31	31	31	31	31	31
	5	SBRT	0-63	31								
	6	RDRV	0-63	32								
	7	GDRV	0-63	35								
	8	BDRV	0-63	34								
	9	RCUT	0-63	32								
	10	GCUT	0-63	35								
	11	BCUT	0-63	18								
				WARM	COOL							
	12	WBSW	0, 1	1								
	13	SBOF	0-15	7								
	14	RDOF	0-63	31								
	15	GDOF	0-63	34								
	16	BDOF	0-63	45								
17	RCOF	0-63	31									
18	GCOF	0-63	37									
19	BCOF	0-63	63									
20	DCOL	0-3	1									

KV-36XBR800 SERVICE DATA LISTS

Category Name	No.	Item Name	Range	Initial Data	
2170P_2	0	PICO	0, 1	1	
	1	RGBS	0-7	7	
	2	BLKB	0-3	3	
	3	RGBL	0-3	2	
	4	YLMT	0-3	3	
	5	AGNG	0-3	0	
	6	AKBO	0, 1	0	
				Other	PT
	7	CLPP	0-3	3	3
	8	CLPG	0, 1	0	0
	9	CLPS	0, 1	0	0
	10	PPAD	0-7	3	3
	11	SYNP	0, 1	0	0
	12	HVBT	0, 1	0	

KV-36XBR800 SERVICE DATA LISTS

Category Name	No.	Item Name	Range	Initial Data														
2170P_3				Vivid Mode	RF	CV/YC	Comp 480i	Comp 480p	Comp 1080i	Comp 720p	DVI 480i	DVI 480p	DVI VGA	DVI 1080i	DVI 720p	MS Menu	MS Single	Twin
					1	1	1	1	3	3	1	1	1	3	3	3	3	2
					7													
	0	SYSM	0-3		1	0	0	0	0	0	0	0	0	0	0	0	0	3
	1	VMLV	0-15		3	3	3	3	3	3	3	3	3	3	3	3	3	3
	2	VMCR	0-3		1	1	1	1	0	0	1	1	1	0	0	0	0	0
	3	VMLM	0-3		5	5	5	5	13	13	5	5	5	13	13	13	13	10
	4	VMF0	0-3		2	2	2	1	1	1	2	1	0	1	1	1	1	2
	5	VMDL	0-15		1	1	1	1	1	1	1	1	1	1	1	1	1	1
	6	SHOF	0-3		0	3	2	0	3	3	2	0	0	3	3	3	3	3
	7	SHF0	0, 1		1	0	1	0	0	1	1	0	1	0	1	0	0	0
	8	PROV	0-3		2	3	3	3	3	3	3	3	3	3	3	3	3	3
	9	F1LV	0-3		1	1	1	0	1	0	1	0	1	1	0	1	1	1
	10	LTLV	0-3		0	0	0	0	3	3	0	0	0	3	3	3	3	0
	11	LTMD	0, 1		0	0	0	1	1	1	0	1	0	1	1	1	1	1
	12	CTLV	0-3		2	2	2	2	2	2	2	2	2	2	2	0	0	2
	13	UBOF	0-7		0	0	0	0	0	0	0	0	0	0	0	0	0	0
	14	UCOF	0-7		7	11	15	19	23	27	31	35	44	39	43	48	52	56
	15	UHOF	0-3	Standard Mode	RF	CV/YC	Comp 480i	Comp 480p	Comp 1080i	Comp 720p	DVI 480i	DVI 480p	DVI VGA	DVI 1080i	DVI 720p	MS Menu	MS Single	Twin
					1	1	1	1	3	3	1	1	1	3	3	3	3	2
					7													
	0	SYSM	0-3		1	0	0	0	0	0	0	0	0	0	0	0	0	3
	1	VMLV	0-15		3	3	3	3	3	3	3	3	3	3	3	3	3	3
	2	VMCR	0-3		1	1	1	1	0	0	1	1	1	0	0	0	0	0
	3	VMLM	0-3		5	5	5	5	13	13	5	5	5	13	13	13	13	10
	4	VMF0	0-3		3	3	2	0	1	1	2	0	0	1	1	1	1	2
	5	VMDL	0-15		1	1	1	1	1	1	1	1	1	1	1	1	1	1
	6	SHOF	0-3		0	3	2	0	3	3	2	0	0	3	3	3	3	3
	7	SHF0	0, 1		0	0	1	1	0	0	1	1	1	0	0	0	0	0
	8	PROV	0-3		2	2	2	3	3	3	2	3	3	3	3	3	3	3
	9	F1LV	0-3		1	1	1	1	1	1	1	1	1	1	1	1	1	1
	10	LTLV	0-3		0	0	0	0	3	3	0	0	0	3	3	3	3	0
	11	LTMD	0, 1		2	2	2	0	2	2	2	0	0	2	2	2	2	1
	12	CTLV	0-3		1	1	2	2	1	2	2	2	2	1	2	0	0	0
	13	UBOF	0-7		0	0	0	0	0	0	0	0	0	0	0	0	0	0
	14	UCOF	0-7		5	10	14	18	22	26	30	34	44	38	42	47	51	55
	15	UHOF	0-3															
	16	MIDE	0-63															

KV-36XBR800 SERVICE DATA LISTS

Category Name	No.	Item Name	Range	Initial Data															
2170P_3				Movie Mode	RF	CV/YC	Comp 480i	Comp 480p	Comp 1080i	Comp 720p	DVI 480i	DVI 480p	DVI VGA	DVI 1080i	DVI 720p	MS Menu	MS Single	Twin	
					1	1	1	1	3	3	1	1	1	3	3	3	3	2	
					7														
	0	SYSM	0-3		1	0	0	0	0	0	0	0	0	0	0	0	0	0	3
	1	VMLV	0-15		3	3	3	3	3	3	3	3	3	3	3	3	3	3	3
	2	VMCR	0-3		1	1	1	1	0	0	1	1	1	0	0	0	0	0	0
	3	VMLM	0-3		5	5	5	5	13	13	5	5	5	13	13	13	13	13	10
	4	VMF0	0-3		1	1	1	1	1	1	1	1	0	1	1	1	1	1	1
	5	VMDL	0-15		1	1	1	1	1	1	1	1	1	1	1	1	1	1	1
	6	SHOF	0-3		0	3	2	1	3	3	2	1	0	3	3	3	3	3	3
	7	SHF0	0, 1		0	0	0	0	0	0	0	0	1	0	0	0	0	0	0
	8	PROV	0-3		1	1	1	2	1	1	1	2	3	1	1	1	1	1	1
	9	F1LV	0-3		1	1	1	1	1	1	1	1	1	1	1	1	1	1	1
	10	LTLV	0-3		0	0	0	0	2	2	0	0	0	2	2	2	2	2	0
	11	LTMD	0, 1		0	0	0	0	0	0	0	0	0	0	0	0	0	0	0
	12	CTLV	0-3		0	0	0	0	0	0	0	0	0	0	0	0	0	0	0
	13	UBOF	0-7		0	0	0	0	0	0	0	0	2	0	0	0	0	0	0
	14	UCOF	0-7		0	0	0	0	0	0	0	0	0	0	0	0	0	0	0
	15	UHOF	0-3	0	0	0	0	0	0	0	0	0	0	0	0	0	0	0	
	16	MIDE	0-63	3	9	13	17	21	25	29	33	44	37	41	46	50	54	54	
				Pro Mode	RF	CV/YC	Comp 480i	Comp 480p	Comp 1080i	Comp 720p	DVI 480i	DVI 480p	DVI VGA	DVI 1080i	DVI 720p	MS Menu	MS Single	Twin	
					1	1	2	1	3	3	2	1	1	3	3	3	3	3	2
					7														
	0	SYSM	0-3		1	0	0	0	0	0	0	0	0	0	0	0	0	0	3
	1	VMLV	0-15		3	3	3	3	3	3	3	3	3	3	3	3	3	3	3
	2	VMCR	0-3		1	1	0	0	0	0	0	0	1	0	0	0	0	0	0
	3	VMLM	0-3		5	5	8	5	13	13	8	5	5	13	13	13	13	13	10
	4	VMF0	0-3		1	2	2	0	2	1	2	0	0	2	1	2	2	2	1
	5	VMDL	0-15		1	1	1	1	1	1	1	1	1	1	1	1	1	1	1
	6	SHOF	0-3		0	2	3	1	3	3	3	1	0	3	3	3	3	3	3
	7	SHF0	0, 1		0	0	0	0	0	0	0	0	1	0	0	0	0	0	0
	8	PROV	0-3		0	0	0	0	0	0	0	0	3	0	0	0	0	0	0
	9	F1LV	0-3		1	1	1	1	1	1	1	1	1	1	1	1	1	1	1
	10	LTLV	0-3		0	0	0	0	0	0	0	0	0	0	0	0	0	0	0
	11	LTMD	0, 1		0	0	0	0	0	0	0	0	0	0	0	0	0	0	0
	12	CTLV	0-3		2	2	2	1	1	1	2	1	0	1	1	1	1	1	2
13	UBOF	0-7	0		0	0	0	0	0	0	0	2	0	0	0	0	0	0	
14	UCOF	0-7	0		0	0	0	0	0	0	0	0	0	0	0	0	0	0	
15	UHOF	0-3	0	0	0	0	0	0	0	0	0	0	0	0	0	0	0		
16	MIDE	0-63	0	8	12	16	20	24	28	32	44	36	40	45	49	53	53		

KV-36XBR800 SERVICE DATA LISTS

Category Name	No.	Item Name	Range	Initial Data			
2170P_3				Vivid	Standard	Movie	Pro
	17	VM	0-3	3	3	1	0
	18	VMH	0-15	15	15	12	12
	19	VMM	0-15	10	10	8	8
	20	VML	0-15	6	6	4	4
	21	VGAP	0-15	5			
	22	VGAS	0-15	0			
	23	VGAB	0-15	0			
	24	VGAC	0-15	0			
	25	VGAV	0-15	5			
2170P_4				MS	Other		
	0	YCON	0, 1	0	1		
				DRC	VDO(V5/V6)	VDO (DVI)	MS
	1	SPIC	0-15	7	7	7	0
	2	SCOL	0-63	31	31	31	31
	3	SHUE	0-63	31	31	31	31
	4	SPIO	0-15	7			
	5	SCLO	0-15	7			
	6	SHUO	0-15	7			
				Vivid	Standard	Movie	Pro
	7	UPIC	0-63	63	48	39	31
	8	UBRT	0-63	31	31	31	31
	9	UCOL	0-63	35	31	31	31
	10	UHUE	0-63	31	31	31	31
	11	USHP	0-63	24	29	31	31
	12	UTMP	0-3	2	1	0	1

KV-36XBR800 SERVICE DATA LISTS

Category Name	No.	Item Name	Range	Initial Data														
2170P_4																		
	13	RYR	0-15	8														
	14	RYB	0-15	9														
	15	GYR	0-15	9														
	16	GYB	0-15	6														
					RF	CV/YC	Comp 480i	Comp 480p	Comp 1080i	Comp 720p	DVI 480i	DVI 480p	DVI VGA	DVI 1080i	DVI 720p	MS Menu	MS Single	Twin
	17	GAMM	0-3	Vivid	3	2	3	3	3	3	2	3	3	3	3	3	3	3
				Standard	1	1	1	1	1	1	1	1	1	1	1	1	1	2
				Movie	0	0	0	0	0	0	0	0	0	0	0	0	0	0
				Pro	0	0	0	0	0	0	0	0	0	0	0	0	0	0
				GAMM (0)	GAMM (1)	GAMM (2)	GAMM (3)											
	18	GAMS	0-15	0	8	8	8											
	19	GAMR	0-15	0	4	8	12											
	20	GAMG	0-15	0	4	8	12											
	21	GAMB	0-15	0	4	8	12											
					RF	CV/YC	Comp 480i	Comp 480p	Comp 1080i	Comp 720p	DVI 480i	DVI 480p	DVI VGA	DVI 1080i	DVI 720p	MS Menu	MS Single	Twin
	22	BLK	0-3	Vivid	3	3	3	3	3	3	3	3	3	3	3	3	3	3
				Standard	2	2	2	2	2	2	2	2	2	2	2	3	2	2
				Movie	0	0	1	0	1	0	1	0	0	1	0	0	1	0
				Pro	0	0	0	0	0	0	0	0	0	0	0	0	0	0
				BLK (0)	BLK (1)	BLK (2)	BLK (3)											
	23	DCTR	0-15	0	3	7	12											
	24	APED	0-3	0	0	1	2											
	25	DSBO	0-15	7	7	7	7											
				0	1	0	1											

KV-36XBR800 SERVICE DATA LISTS

Category Name	No.	Item Name	Range	Initial Data			
2170P_4							
	26	IDSW	0-7	0			
				BLK (0)	BLK (1)	BLK (2)	BLK (3)
	27	ABLM	0-3	0	1	0	1
				Others	Small Pic		
	28	ABLT	0-15	0	7		
	29	SPOF	0-31	13			
				BLK (0)	BLK (1)	BLK (2)	BLK (3)
	30	DPSQ	0, 1	1	1	1	1
	31	LRGB	0-15	3			

KV-36XBR800 SERVICE DATA LISTS

Category Name	No.	Item Name	Range	Initial Data					
2170D_1	0	VPOS	0-63	31					
	1	VSIZ	0-63	30					
				1080iFULL	Others				
	2	VSZO	0-63	0	0				
				WideZoom	Others				
	3	VLIN	0-15	8	8				
	4	VSCO	0-15	10	9				
	5	VCEN	0-63	31					
				1080Vcomp	Others				
				480Vcomp					
	6	VPIN	0-63	15	15				
	7	MVPN	0-3	0					
	8	NSCO	0-63	31					
	9	HTPZ	0-31	15					
	10	MHTZ	0-3	0					
				WideZoom	Zoom	Others			
	11	ZOOM	0, 1	1	1	0			
				WideZoom	Zoom	480FULL	1080FULL	1080Vcomp	480Vcomp
	12	APSW	0, 1	1	1	1	0	0	1
	13	ASPT	0-63	22	43	47	47	47	47
	14	SCRL	0-63	31	31	31	31	31	31
				WideZoom	Others				
	15	UVLN	0-15	4	0				
	16	LVLN	0-15	4	0				

KV-36XBR800 SERVICE DATA LISTS

Category Name	No.	Item Name	Range	Initial Data				
2170D_2	0	HCNT	0-63	31				
				1080FULL	Others			
				1080Vcomp				
	1	HPOS	0-63	31	31			
				WideZoom	Others			
	2	HSIZ	0-63	49	40			
	3	SLIN	0-15	10	4			
	4	MPIN	0-15	10	8			
	5	PIN	0-63	40	31			
				WideZoom	Zoom	480FULL	1080FULL	1080Vcomp 480Vcomp
	6	PINO	0-15	7	7	7	7	7
				WideZoom	Others			
	7	UCP	0-63	31	35			
	8	LCP	0-63	31	35			
	9	UXCG	0-3	0				
	10	LXCG	0-3	0				
	11	UXCP	0-3	2				
	12	LXCP	0-3	2				
	13	XCPP	0, 1	0				
				WideZoom	Others			
	14	PPHA	0-63	20	20			
	15	VANG	0-63	31				
	16	LANG	0-63	31				
	17	VBOW	0-63	31				
	18	LBOW	0-63	31				

KV-36XBR800 SERVICE DATA LISTS

Category Name	No.	Item Name	Range	Initial Data					
2170D_3	0	HBLK	0, 1	1					
				1080FULL					
				1080Vcomp	Others				
	1	LBLK	0-63	50	51				
	2	RBLK	0-63	31	27				
				WideZoom	Zoom	480FULL	480Vcomp		
						1080FULL	1080Vcomp		
	3	VBLK	0, 1	0	0	1	1		
				WideZoom	Zoom	480FULL	1080FULL	1080Vcomp	480Vcomp
	4	TBLK	0-15	12	7	2	4	10	8
	5	BBLK	0-15	7	7	8	6	14	13
				1080FULL					
				1080Vcomp	Others				
	6	AFCM	0-3	2	3				
				1080Vcomp					
				480Vcomp	Others				
	7	JUMP	0, 1	1	0				
				WideZoom	Zoom	480Vcomp	1080Vcomp		
						480FULL	1080FULL		
	8	VDJP	0, 1	1	1	0	1		
				1080Vcomp					
				1080FULL	Others				
	9	VDST	0, 1	0	0				
				WideZoom	Zoom	480FULL	1080FULL		
						480Vcomp	1080Vcomp		
	10	AKBT	0-31	15	15	22	16		

KV-36XBR800 SERVICE DATA LISTS

Category Name	No.	Item Name	Range	Initial Data	
2170D_4				1080Vcomp	
				480Vcomp	Others
	0	QPAM	0-63	22	22
	1	QPAV	0-63	40	40
	2	QPAP	0-15	6	6
	3	QPDC	0-63	17	17
	4	QPDV	0-63	52	52
	5	QPDP	0-15	6	6
	6	CPY1	0, 1	0	
	7	DF	0-63	39	
	8	DQP	0-63	37	
	9	DHMT	0, 1	0	
2170D_5	0	VFRQ	0-3	1	
	1	VON	0, 1	1	
	2	EWDC	0, 1	0	
	3	MS15	0, 1	0	
	4	HFRQ	0-255	80	
	5	HFRX	0-63	25	
	6	VMPS	0, 1	0	
	7	INTR	0, 1	0	
	8	VLNL	0-3	0	
	9	VLNH	0-255	0	
	10	AGCS	0, 1	0	

KV-36XBR800 SERVICE DATA LISTS

Category Name	No.	Item Name	Range	Initial Data			
D_CONV				1080Vcomp 480VcompOthers			
	0	YBWU	0-63	31	31		
	1	YBWL	0-63	31	31		
	2	RSAP	0-63	31	31		
	3	RUBW	0-63	31	31		
	4	RUMB	0-63	31	31		
	5	RLBW	0-63	31	31		
	6	RLMB	0-63	31	31		
	7	LSAP	0-63	31	31		
	8	LUBW	0-63	31	31		
	9	LUMB	0-63	31	31		
	10	LLBW	0-63	31	31		
	11	LLMB	0-63	31	31		
	12	CADJ	0-63	29			
	13	CPY2	0, 1	0			
CXA2151	0	MTRX	0-3	PTOthers			
	1	GAIN	0-3	7	7		
				V5/V6DVIOthers			
	2	FIXS	0-3	0	0	0	
				PTOthers			
	3	CBGN	0-15	7	7		
	4	CRGN	0-15	8	8		
	5	YGN	0-15	8	8		
				0			
	6	VTC	0-3				0
	7	HTC	0, 1				
	8	HWID	0-3	1			
	9	HSEP	0, 1	1			
	10	HMSK	0, 1				
			V5/V6DVIOthers				
11	FRGB	0, 1	0	0	0		

KV-36XBR800 SERVICE DATA LISTS

Category Name	No.	Item Name	Range	Initial Data					
MID1	0	DHPH	0-255	109					
	1	DVPH	0-63	20					
	2	DHAR	0-255	240					
	3	DVAR	0-255	135					
	4	DHPW	0-63	55					
	5	DVPW	0-7	5					
				Single		Twin	Freeze	Favorite	Index
				480i	Others				
	6	DYCD	0-63	3	0	2	2	2	2
				table-0	table-1	table-2	table-3		
	7	DYSD	0-7	7	4	2	1		
				Single				Favorite	Index
				VGA		Others		VGA	VGA
				Normal	Others	Normal	Others		
	8	MDHP	0-255		72		0	40	38
				Single			Favorite	Index	
				480i/480p	VGA	Others	VGA	VGA	
	9	MDVP	0-255	30	66	0	34	86	
				Single				Favorite	Index
				VGA		Others		VGA	VGA
			Normal	Others	Normal	Others			
10	MDHS	0-255		204		240	155	116	
			Single			Favorite	Index		
			480i/480p	VGA	Others	VGA	VGA		
11	MDVS	0-255	120	102	135	103	77		

KV-36XBR800 SERVICE DATA LISTS

Category Name	No.	Item Name	Range	Initial Data						
MID1										
				Twin/Freeze	Favorite	Index				
	12	MLHP	0-255	36	31	31				
	13	MLVP	0-255	8	30	41				
				Favorite						
	14	SDHP	0-255	167						
	15	SDVP	0-255	5						
	16	SDHS	0-255	115						
	17	SDVS	0-255	79						
	18	PDHP	0-255							
	19	PDVP	0-255							
	20	PDHS	0-255							
	21	PDVS	0-255							
				1080i Single	Others					
	22	DPSW	0, 1	0	0					
	23	MDLO	0-63	14						
				Single			Others			
				Normal	Others	MS				
	24	BCOL	0-15		1	0	1			
	25	DYSS	0-3	1						
				Index						
	26	OSDH	0-63	32						
	27	OSDV	0-63	16						

KV-36XBR800 SERVICE DATA LISTS

Category Name	No.	Item Name	Range	Initial Data				
MID2				Single	480i		YC	
					Normal	Others	Normal	Others
	0	DRHP	0-255			120		117
	1	DRHS	0-255			180		180
	2	DRVP	0-63			37		37
	3	DRVS	0-255			120		120
				Twin-Left	480i		YC	
	0	DRHP	0-255		146	148		
	1	DRHS	0-255		164	164		
	2	DRVP	0-63		57	57		
	3	DRVS	0-255		110	110		
				Twin-Right	YC			
	0	DRHP	0-255		153			
	1	DRHS	0-255		164			
	2	DRVP	0-63		57			
	3	DRVS	0-255		110			
				Freeze	480i		YC	
	0	DRHP	0-255		153	153		
	1	DRHS	0-255		162	162		
	2	DRVP	0-63		57	57		
	3	DRVS	0-255		110	110		

KV-36XBR800 SERVICE DATA LISTS

Category Name	No.	Item Name	Range	Initial Data				
MID2								
				Favorite-Main	480i		YC	
					Full	Vcomp	Full	Vcomp
	0	DRHP	0-255		140	140	140	140
	1	DRHS	0-255		165	165	165	165
	2	DRVP	0-63		37	57	37	57
	3	DRVS	0-255		120	110	120	110
				Favorite-Sub	YC			
	0	DRHP	0-255		153			
	1	DRHS	0-255		171			
	2	DRVP	0-63		28			
	3	DRVS	0-255		118			
				Index-Main	480i		YC	
					Full	Vcomp	Full	Vcomp
	0	DRHP	0-255		140	140	140	140
	1	DRHS	0-255		165	165	165	155
	2	DRVP	0-63		57	57	57	57
	3	DRVS	0-255		110	110	110	110
				Index-Sub	YC			
	0	DRHP	0-255		158			
	1	DRHS	0-255		162			
	2	DRVP	0-63		57			
	3	DRVS	0-255		110			

KV-36XBR800 SERVICE DATA LISTS

Category Name	No.	Item Name	Range	Initial Data								
MID3												
				Single	1080i	720p	480p		480i		VGA	
							Normal	Others	Normal	Others	Normal	Others
	0	VDHP	0-255		107	137		152		56		170
	1	VDHS	0-255		240	161		240		180		229
	2	VDVE	0-63		19	24		37		17		34
	3	VDVS	0-255		135	180		120		60		120
				Twin-Left	1080i	720p	480p	480i	VGA			
	0	VDHP	0-255		141	163	192	71	213			
	1	VDHS	0-255		221	147	219	164	209			
	2	VDVE	0-63		43	54	57	27	45			
	3	VDVS	0-255		123	165	110	55	110			
				Twin-Right	YC							
	0	VDHP	0-255		73							
	1	VDHS	0-255		164							
	2	VDVE	0-63		27							
	3	VDVS	0-255		55							
				Freeze	1080i	720p	480p	480i	VGA			
	0	VDHP	0-255		151	169	200	74	212			
	1	VDHS	0-255		218	145	216	162	208			
	2	VDVE	0-63		43	54	57	27	45			
	3	VDVS	0-255		123	165	110	55	110			

KV-36XBR800 SERVICE DATA LISTS

Category Name	No.	Item Name	Range	Initial Data									
MID3				Favorite-Main	1080i		720p	480p		480i		VGA	
					FULL	Vcomp	-	FULL	Vcomp	FULL	Vcomp	FULL	Vcomp
	0	VDHP	0-255		136	136	158	184	184	68	68	169	169
	1	VDHS	0-255		222	222	148	220	220	165	165	229	229
	2	VDVE	0-63		43	43	55	37	57	17	27	34	34
	3	VDVS	0-255		123	123	165	120	110	60	55	120	120
				Favorite-Sub	YC								
	0	VDHP	0-255		75								
	1	VDHS	0-255		171								
	2	VDVE	0-63		13								
	3	VDVS	0-255		59								
				Index-Main	1080i		720p	480p		480i		VGA	
					FULL	Vcomp	-	FULL	Vcomp	FULL	Vcomp	FULL	Vcomp
	0	VDHP	0-255		136	136	158	184	184	68	68	169	169
	1	VDHS	0-255		222	222	148	220	220	165	165	229	229
	2	VDVE	0-63		43	43	55	57	57	27	27	34	34
	3	VDVS	0-255		123	123	165	110	110	55	55	120	120
				Index-Sub	YC								
	0	VDHP	0-255		76								
	1	VDHS	0-255		162								
	2	VDVE	0-63		27								
	3	VDVS	0-255		55								
					YC	480i	1080i	720p	480p	VGA			
	4	VDVO	0-3		0	0	0	0	0	0			
	5	VCPO	0-255		42	42	72	88	122	122			
	6	VCWD	0-7		1	1	3	3	3	3			
	7	VYCD	0-63		0	0	0	0	0	0			
	8	VSTP	0-255		62	62	136	183	126	129			
	9	VSTT	0-15		0	0	0	0	0	0			
	10	VHSC	0-255		130	130	130	130	130	130			
	11	VFRV	0, 1		0	0	0	0	0	0			

KV-36XBR800 SERVICE DATA LISTS

Category Name	No.	Item Name	Range	Initial Data															
MID5	0	POP	0-63	0	1	2	3	4	5	6	7	8	9	10	11	12	13	14	15
	1	MHLY	0-3	1	1	1	1	1	1	1	1	1	1	1	1	1	1	1	1
	2	MHLC	0-3	3	3	3	3	3	3	3	3	3	3	3	3	3	3	3	3
	3	MVLY	0-3	0	0	0	0	0	0	0	0	0	0	0	0	0	0	0	0
	4	MVLC	0-3	0	0	0	0	0	0	0	0	0	0	0	0	0	0	0	0
	5	MHYR	0-3	0	1	1	1	2	3	3	2	0	0	2	1	0	0	1	1
	6	MHYL	0-3	0	1	1	1	1	2	2	2	0	1	2	1	0	0	1	2
	7	MHYE	0-7	0	2	2	5	6	7	7	7	0	2	4	7	0	0	7	7
	8	MHYO	0, 1	0	1	1	1	1	1	1	1	0	1	1	1	1	1	0	0
	9	MHCR	0-3	0	0	0	0	0	0	0	0	0	0	0	0	0	0	0	0
	10	MHCL	0-3	0	0	0	0	0	0	0	0	0	0	0	0	0	0	0	0
	11	MHCE	0-7	0	0	0	0	0	0	0	0	0	0	0	0	0	0	0	0
	12	MHCO	0-1	0	0	0	0	0	0	0	0	0	0	0	0	0	0	0	0
	13	MVYR	0-3	0	0	0	0	1	2	2	2	0	1	1	1	0	0	1	2
	14	MVYL	0-3	0	0	0	0	1	1	1	1	0	1	1	1	0	0	1	2
	15	MVYE	0-7	0	0	0	0	1	1	1	1	0	3	3	3	0	0	4	3
	16	MVCR	0-3	0	0	0	0	0	0	0	0	0	0	0	0	0	0	0	0
	17	MVCL	0-3	0	0	0	0	0	0	0	0	0	0	0	0	0	0	0	0
	18	MVCE	0-7	0	0	0	0	0	0	0	0	0	0	0	0	0	0	0	0
	0	POP	0-63	16	17	18	19	20	21	22	23	24	25	26	27	28	29	30	31
	1	MHLY	0-3	1	1	1	1	0	0	0	0	0	0	0	0	1	1	1	1
	2	MHLC	0-3	3	3	3	3	0	0	0	0	0	0	0	0	3	3	3	3
	3	MVLY	0-3	0	0	0	0	0	0	0	0	0	0	0	0	0	0	0	0
	4	MVLC	0-3	0	0	0	0	0	0	0	0	0	0	0	0	0	0	0	0
	5	MHYR	0-3	1	1	1	0	0	0	0	0	0	0	0	0	0	0	1	1
	6	MHYL	0-3	1	1	1	1	0	1	1	1	1	1	1	1	0	0	1	2
	7	MHYE	0-7	2	2	2	7	0	4	7	7	2	4	7	7	0	0	7	7
	8	MHYO	0, 1	1	1	1	1	0	0	0	1	0	0	0	0	1	1	0	0
	9	MHCR	0-3	0	0	0	0	0	0	1	1	0	0	1	1	0	0	0	0
	10	MHCL	0-3	0	0	0	0	0	0	1	1	0	0	1	1	0	0	0	0
	11	MHCE	0-7	0	0	0	0	0	0	4	4	0	0	4	4	0	0	0	0
	12	MHCO	0-1	0	0	0	0	0	0	1	1	0	0	1	1	0	0	0	0
	13	MVYR	0-3	0	1	1	0	0	0	0	0	0	0	0	0	0	0	1	2
	14	MVYL	0-3	0	1	1	1	0	0	1	1	0	0	1	1	0	0	1	2
	15	MVYE	0-7	0	1	1	4	0	0	4	4	0	0	4	4	0	0	4	3
	16	MVCR	0-3	0	0	0	0	0	0	1	1	0	0	1	1	0	0	0	0
	17	MVCL	0-3	0	0	0	0	0	0	1	1	0	0	1	1	0	0	0	0
	18	MVCE	0-7	0	0	0	0	0	0	4	4	0	0	4	4	0	0	0	0

KV-36XBR800 SERVICE DATA LISTS

Category Name	No.	Item Name	Range	Initial Data															
MID5																			
	0	POP	0-63	32	33	34	35	36	37	38	39	40	41	42	43	44	45	46	47
	1	MHLY	0-3	1	1	1	1	0	0	0	0	0	0	0	0	1	0	0	0
	2	MHLC	0-3	3	3	3	3	0	0	0	0	0	0	0	0	3	0	0	0
	3	MVLY	0-3	0	0	0	0	0	0	0	0	0	0	0	0	0	0	0	0
	4	MVLC	0-3	0	0	0	0	0	0	0	0	0	0	0	0	0	0	0	0
	5	MHYR	0-3	1	1	1	0	0	0	0	0	0	0	0	0	1	0	0	0
	6	MHYL	0-3	1	1	1	1	0	1	1	1	1	1	1	1	1	0	0	0
	7	MHYE	0-7	2	2	2	7	0	4	7	7	2	4	7	7	2	0	0	0
	8	MHYO	0, 1	1	1	1	1	0	0	0	1	0	0	0	0	1	0	0	0
	9	MHCR	0-3	0	0	0	0	0	0	1	1	0	0	1	1	0	0	0	0
	10	MHCL	0-3	0	0	0	0	0	0	1	1	0	0	1	1	0	0	0	0
	11	MHCE	0-7	0	0	0	0	0	0	4	4	0	0	4	4	0	0	0	0
	12	MHCO	0-1	0	0	0	0	0	0	1	1	0	0	1	1	0	0	0	0
	13	MVYR	0-3	0	1	1	0	0	0	0	0	0	0	0	0	1	0	0	0
	14	MVYL	0-3	0	1	1	1	0	0	1	1	0	0	1	1	1	0	0	0
	15	MVYE	0-7	0	1	1	4	0	0	4	4	0	0	4	4	1	0	0	0
	16	MVCR	0-3	0	0	0	0	0	0	1	1	0	0	1	1	0	0	0	0
	17	MVCL	0-3	0	0	0	0	0	0	1	1	0	0	1	1	0	0	0	0
	18	MVCE	0-7	0	0	0	0	0	0	4	4	0	0	4	4	0	0	0	0
	0	POP	0-63	48	49	50	51	52	53	54	55	56							
	1	MHLY	0-3	0	0	0	0	0	0	0	0	0							
	2	MHLC	0-3	0	0	0	0	0	0	0	0	0							
	3	MVLY	0-3	0	0	0	0	0	0	0	0	0							
	4	MVLC	0-3	0	0	0	0	0	0	0	0	0							
	5	MHYR	0-3	0	0	0	0	0	0	0	0	0							
	6	MHYL	0-3	0	0	1	1	1	0	0	0	0							
	7	MHYE	0-7	0	0	4	2	5	0	0	0	0							
	8	MHYO	0, 1	0	0	0	0	0	0	0	0	0							
	9	MHCR	0-3	0	0	0	1	1	0	0	0	0							
	10	MHCL	0-3	0	0	0	1	1	0	0	0	0							
	11	MHCE	0-7	0	0	0	2	2	0	0	0	0							
	12	MHCO	0-1	0	0	0	1	1	0	0	0	0							
	13	MVYR	0-3	0	0	0	0	0	0	0	0	0							
	14	MVYL	0-3	0	0	0	1	1	0	0	0	0							
	15	MVYE	0-7	0	0	0	1	2	0	0	0	0							
	16	MVCR	0-3	0	0	0	1	1	0	0	0	0							
	17	MVCL	0-3	0	0	0	1	1	0	0	0	0							
	18	MVCE	0-7	0	0	0	2	2	0	0	0	0							

KV-36XBR800 SERVICE DATA LISTS

Category Name	No.	Item Name	Range	Initial Data
MID5				
				MS
	19	SHLY	0-7	0
	20	SHLC	0-7	0
	21	SVLY	0-7	0
	22	SVLC	0-7	0
	23	SHYR	0-3	0
	24	SHYL	0-3	0
	25	SHYE	0-7	0
	26	SHYO	0, 1	0
	27	SHCR	0-3	0
	28	SHCL	0-3	0
	29	SHCE	0-7	0
	30	SHCO	0, 1	0
	31	SVYR	0-3	0
	32	SVYL	0-3	0
	33	SVYE	0-7	0
	34	SVCR	0-3	0
	35	SVCL	0-3	0
	36	SVCE	0-7	0

KV-36XBR800 SERVICE DATA LISTS

Category Name	No.	Item Name	Range	Initial Data		
CXA3506R						
				480i	Others	
	0	MCON	0, 1	64	64	
	1	SCOR	0-255	128	128	
	2	SCOG	0-255	128	128	
	3	SCOB	0-255	128	128	
	4	RGB	0-255	0	0	
AUDIO						
	0	ASYS	0, 1	0		
	1	TRCV	0-3	2		
	2	BACV	0-3	0		
	3	MDCV	0-3	2		
	4	SVHI	0-7	4		
	5	SVLO	0-7	5		
	6	MDFQ	0-15	9		
	7	LOFQ	0-7	2		
	8	SBAS	0-15	9		
	9	BSFQ	0-15	0		
	10	STRE	0-15	6		
	11	TRFQ	0-15	0		
	12	PSEF	0-15	5		
	13	AGCL	0-15	3		
				TruSurround	Simulated	SteadySound
	14	BBE	0, 1	1	1	1
	15	BBEP	0-7	2	2	2
	16	BBEL	0-7	4	4	4
	17	BB2P	0-7	2	2	2
	18	BB2L	0-7	4	4	4
	19	TRS1	0-7	4		
	20	TRS2	0-7	2		

KV-36XBR800 SERVICE DATA LISTS

Category Name	No.	Item Name	Range	Initial Data							
SNNR	0	MODE	0-3	0							
	1	SNNR	0-7	0							
				A	B	C	D	E	F	G	
	2	WSLT	0-255	15	31	45	63	85	110	127	
				0	1	2	3	4	5	6	7
	3	CPFG	0-15	0	0	1	1	2	2	2	3
	4	CPFT	0-3	0	0	0	0	0	0	0	0
	5	CCOR	0-3	0	0	1	1	1	1	1	1
	6	CHCG	0, 1	0	1	1	1	1	1	1	1
	7	CAPG	0-7	0	0	0	0	0	0	0	0
	8	3SHP	0-15	0	0	1	1	2	2	2	3
	9	NYNR	0-15	0	1	2	2	3	3	4	4
	10	NCNR	0-15	0	1	2	2	3	3	4	4
	11	NYMG	0-3	0	0	0	0	0	0	0	0
	12	NCMG	0-3	0	0	0	0	0	0	0	0
	13	NYLT	0-15	0	1	1	2	3	4	6	8
	14	NYNC	0-15	0	0	2	2	3	3	4	4
	15	NYCO	0, 1	0	0	1	1	1	1	1	1
	16	7SHP	0-63	0	0	1	1	3	3	3	4
	17	7YF1	0-3	0	0	1	1	2	2	2	3
	18	7LTI	0-3	0	0	0	0	0	0	0	0
	19	7CTI	0-3	0	0	0	0	0	0	0	0
	20	7VML	0-15	0	0	0	0	0	0	0	0
	21	7VMC	0-3	0	0	1	1	2	2	2	3
	22	MIDD	0-63	0	0	1	1	2	2	2	3

KV-36XBR800 SERVICE DATA LISTS

Category Name	No.	Item Name	Range	Initial Data
CCD				
	0	HPRM	0-255	60
	1	HPRS	0-255	60
	2	YSYM	0, 1	0
	3	CCDI	0-7	3
	4	CRIP	0-7	4
	5	PHLD	0, 1	0
	6	CHMK	0-63	54
	7	LANG	0-15	0
	8	DATA	0, 1	0
	9	VCHP	0, 1	0
	10	CLMP	0, 1	0
	11	SYSV	0-7	4
	12	ID1	0, 1	1
	13	ID1M	0-7	1
	14	FPOL	0, 1	0
	15	BWHT	0, 1	0
	16	MESH	0, 1	0
	17	BNBB	0-3	1
	18	BNBG	0-3	1
	19	BNBR	0-3	0
	20	CMP1	0-7	2
	21	CMP2	0-7	5
	22	CMP3	0-7	3
	23	CWHT	0-7	3
	24	VSDW	0, 1	1
	25	BFRQ	0, 1	0
	26	BPOS	0, 1	0
	27	BFRM	0, 1	1
	28	BTIM	0, 1	0

KV-36XBR800 SERVICE DATA LISTS

Category Name	No.	Item Name	Range	Initial Data
3DNR				
	0	WHCT	0-63	44
	1	NIQM	0, 1	1
	2	CLPW	0-63	30
	3	CLPP	0-255	80
	4	YHBW	0-255	138
	5	YBKL	0-15	0
	6	YBKO	0, 1	0
	7	MUTE	0, 1	0
	8	YHBS	0-127	40
	9	CHBW	0-255	138
	10	CBKO	0-127	40
	11	CHBO	0, 1	0
	12	VHBL	0-15	0
	13	UHBL	0-15	0
	14	UVDL	0-7	0
	15	YDL	0-7	0
	16	PVDI	0, 1	0
	17	PHDI	0, 1	0
	18	HDW	0-63	16
	19	PVDO	0, 1	0
	20	PHDO	0, 1	0
	21	HST	0-255	54
	22	VDL	0-15	0
	23	VDW	0-15	44
	24	NDET	0-15	1
	25	NVP	0-15	30
	26	NDTS	0-3	80
	27	HROF	0, 1	138
	28	NDGW	0-15	0
	29	UOFS	0-7	1
	30	POT	0-3	0
	31	UVF	0, 1	40
	32	APC	0, 1	138
	33	DAP	0, 1	40

KV-36XBR800 SERVICE DATA LISTS

Category Name	No.	Item Name	Range	Initial Data		
3DNR						
					Others	480i
	34	YLV	0-15	Vivid	15	15
				Standard	10	10
				Movie	10	10
				Pro	8	8
	35	YST	0, 1	0		
	36	YNT	0, 1	1		
	37	YPL	0, 1	1		
	38	YMV	0, 1	0		
					Others	480i
	39	YCR	0-31	Vivid	3	3
				Standard	3	3
				Movie	3	3
				Pro	3	3
	40	VOS	0-7	1		
					Others	480i
	41	YMG	0-3	Vivid	3	3
				Standard	3	3
				Movie	3	3
				Pro	3	3
	42	YEG	0, 1	1		
					Others	480i
	43	YEL	0-15	Vivid	6	6
				Standard	6	6
				Movie	6	6
				Pro	6	6
					Others	480i
	44	YLM	0-127	Vivid	6	6
				Standard	6	6
				Movie	6	6
				Pro	6	6

KV-36XBR800 SERVICE DATA LISTS

Category Name	No.	Item Name	Range	Initial Data		
3DNR					Others	480i
	45	CLV	0-15	Vivid	15	15
				Standard	10	10
				Movie	10	10
				Pro	8	8
	46	CNT	0, 1	1		
	47	CPL	0, 1	1		
					Others	480i
	48	CMG	0-3	Vivid	3	3
				Standard	3	3
				Movie	3	3
				Pro	3	3
					Others	480i
	49	CCR	0-31	Vivid	6	6
				Standard	6	6
				Movie	6	6
				Pro	6	6
					Others	480i
	50	CLM	0-127	Vivid	6	6
				Standard	6	6
				Movie	6	6
				Pro	6	6
	51	NVSL	0-255	20		
	52	NVSH	0, 1	0		
	53	NHS	0-127	16		
	54	NVEL	0-255	244		
	55	NVEH	0, 1	0		
	56	NHE	0-127	120		

KV-36XBR800 SERVICE DATA LISTS

Category Name	No.	Item Name	Range	Initial Data		
3DNR					Others	480i
	57	YNG	0-3	Vivid	3	3
				Standard	3	3
				Movie	3	3
				Pro	3	3
					Others	480i
	58	COR	0, 1	Vivid	0	0
				Standard	0	0
				Movie	0	0
				Pro	0	0
					Others	480i
	59	LPF	0, 1	Vivid	0	0
				Standard	0	0
				Movie	0	0
				Pro	0	0
					Others	480i
	60	YLT	0-15	Vivid	0	0
				Standard	0	0
				Movie	0	0
				Pro	0	0
					Others	480i
	61	YNC	0-15	Vivid	15	15
				Standard	10	10
				Movie	10	10
				Pro	8	8
					Others	480i
	62	YCO	0, 1	Vivid	0	0
				Standard	0	0
				Movie	0	0
				Pro	0	0
	63	ADTH	0, 1	0		

KV-36XBR800 SERVICE DATA LISTS

Category Name	No.	Item Name	Range	Initial Data				
DRCV								
	0	MFVR	0, 1	0				
	1	ISEL	0, 1	1				
					RF	CV/YC	V5/V6 480i	DVI
	2	ORES	0-255	Vivid	128	128	128	128
				Standard	128	128	128	128
				Movie	128	128	133	128
				Pro	128	128	133	128
					RF	CV/YC	V5/V6 480i	DVI
	3	ONCT	0-255	Vivid	128	128	128	128
				Standard	128	128	128	128
				Movie	128	128	128	128
				Pro	128	128	128	128
				CUSTOM1	CUSTOM2	CUSTOM3		
	4	AINI	0-127	0	49	79		
	5	BINI	0-127	24	54	89		
	6	FMAT	0, 1	0				
				Other	RF			
	7	FMTH	0-3	1	1			
	8	FSEL	0, 1	1				
	9	CDLY	0-3	2				
10	LMIT	0, 1	0					

KV-36XBR800 SERVICE DATA LISTS

Category Name	No.	Item Name	Range	Initial Data						
DRCV				Vivid	Standard	Movie	Pro			
	11	LMLV	0-3	2	2	2	2			
	12	LMSL	0, 1	1						
	13	VDLY	0-3	1						
	14	VDPR	0-3	3						
	15	WPLL	0-3	2						
	16	CRCT	0, 1	0						
				SNNR						
				1	2	3	4	5	6	7
	17	NRA	0-255	0	0	0	0	0	0	0
	18	NRB	0-255	128	128	128	128	128	128	128
OP	0	DLY1	0-31	4						
	1	DLY2	0-31	12						
	2	DLY3	0-15	7						
	3	OSDH	0-255	20						
	4	HDPT	0, 1	1						
	5	MSBG	0-255	0						
	6	AACK	0-3	2						
	7	RAMW	0-3	0						

4-4.6. KV-40XBR800/42DRC800 SERVICE DATA LISTS

Category Name	No.	Item Name	Range	Initial Data								
VERSION	0	VER	0,1	0								
	1	DMY1	0-255	0								
3D_COMB	0	NRMD	0-3	0								
	1	CLKS	0-3	1								
	2	NSDS	0-3	0								
	3	MSS	0-3	0								
	4	KILS	0-3	1								
	5	FRZE	0, 1	0								
	6	EXCS	0-3	1								
	7	CDL	0-7	4								
				NRMD(0)	NRMD(1)	NRMD(2)	NRMD(3)					
	8	DYCO	0-15	2	2	2	2					
	9	DYGA	0-15	10	10	10	10					
	10	DCCO	0-15	5	5	5	5					
	11	DCGA	0-15	5	5	5	5					
	12	WSC	0-2	1								
	13	WSS	0, 1	0								
				Vivid	Standard	Movie	Pro					
	14	VAPG	0-7	4	2	2	0					
	15	VAPI	0-31	4	4	4	0					
	16	TEST	0, 1	0								
				Vivid	Standard			Movie		Pro		TWIN
				RF	CV/YC	RF	CV/YC	RF	CV/YC	RF	CV/YC	Any
	17	YPFT	0-3	3	3	3	3	3	3	3	3	3
	18	YPFG	0-15	9	5	7	5	5	6	5	5	6
19	SEDC	0, 1	0									
20	SEDY	0, 1	1									
21	YHCO	0-3	1									
22	YHCG	0, 1	0									
23	SYSP	0-3	0									
24	TES2	0-7	0									

KV-40XBR800/42DRC800 SERVICE DATA LISTS

Category Name	No.	Item Name	Range	Initial Data			
2103_1							
				480i	Others		
	0	YLEV	0-62	34	20		
	1	CLEV	0-63	40	17		
				RF	CV/YC		
	2	SCON	0-15	9	9		
	3	SCOL	0-15	2	2		
	4	SHUE	0-15	11	5		
	5	YDLY	0-3	0	0		
				RF	CV	V5	YC
	6	SHAP	0-15	9	8	4	8
	7	SHF0	0-3	0	0	3	0
	8	PREO	0-3	3	3	3	3
	9	BPF0	0-3	3			
	10	BPFQ	0-3	0			
				RF	CV/YC		
	11	BPSW	0, 1	1	0		
	12	TRAP	0, 1	0			
	13	LPF	0, 1	1			
				RF	CV/YC	Others	
	14	AFCG	0, 1	1	0	0	
	15	CDMD	0-3	3	3	3	
	16	SSMD	0-3	0	0	0	
				RF	CV/YC	V5/V6	DVI
	17	HMSK	0, 1	0	1	1	0
	18	HALI	0, 1	0			

KV-40XBR800/42DRC800 SERVICE DATA LISTS

Category Name	No.	Item Name	Range	Initial Data				
2103_1				RF	CV/YC	V5/V6	DVI	
	19	PPHA	0-15	7	7	7	0	
				RF	V5/V6			
	20	CBO1	0-63	34	36			
	21	CRO1	0-63	32	38			
	22	CBO2	0-63	32				
	23	CRO2	0-63	32				
				Single	BLK(0)	BLK(1)	BLK(2)	BLK(3)
	24	ATPD	0-3	0	1	1	2	1
	25	DCTR	0-3	0	2	1	3	2
2103_2				DRC	VDO			
	0	YLEV	0-63	41	35			
	1	CLEV	0-63	31	42			
				RF	CV/YC			
	2	SCON	0-15	9	9			
	3	SCOL	0-15	2	2			
	4	SHUE	0-15	11	5			
	5	YDLY	0-3	0	0			
	6	SHAP	0-15	6	8			
	7	SHF0	0-3	0	0			
	8	PREO	0-3	3	3			
	9	BPF0	0-3	3				
	10	BPFQ	0-3	0				
				RF	CV/YC			
	11	BPSW	0, 1	1	0			
	12	TRAP	0, 1	0				

KV-40XBR800/42DRC800 SERVICE DATA LISTS

Category Name	No.	Item Name	Range	Initial Data								
2103_2												
				DRC	VDO							
	13	LPF	0, 1	1	0							
				RF	CV/YC							
	14	AFCG	0, 1	1	0							
	15	CDMD	0-3	3	3							
	16	SSMD	0-3	0	0							
	17	HMSK	0, 1	0	1							
	18	HALI	0, 1	0								
				RF	CV/YC							
	19	PPHA	0-15	7	7							
	20	CBO1	0-63	34								
	21	CRO1	0-63	32								
2170P_1												
				CV/YC	480i	VDO	MS	PT				
	0	YOSW	0, 1	1	0	0	0	0				
	1	TCOF	0, 1	0								
									DVI 480p VGA	DVI 720p 1080i	PT 1080i	MS
				DRC CV/YC	DRC 480i	V5/V6 480p	V5/V6 720p	V5/V6 1080i				
	2	YOF	0-15	0	15	7	7	7	7	7	7	7
	3	CBOF	0-63	31	31	31	31	31	31	31	31	31
	4	CROF	0-63	31	31	31	31	31	31	31	31	31
	5	SBRT	0-63	31								
	6	RDRV	0-63	32								
	7	GDRV	0-63	35								
	8	BDRV	0-63	34								
	9	RCUT	0-63	32								
10	GCUT	0-63	35									
11	BCUT	0-63	18									

KV-40XBR800/42DRC800 SERVICE DATA LISTS

Category Name	No.	Item Name	Range	Initial Data	
2170P_1					
				WARM	COOL
	12	WBSW	0, 1	1	
	13	SBOF	0-15	7	7
	14	RDOF	0-63	31	31
	15	GDOF	0-63	34	31
	16	BDOF	0-63	45	34
	17	RCOF	0-63	31	31
	18	GCOF	0-63	37	31
	19	BCOF	0-63	63	34
2170P_2					
	20	DCOL	0-3	1	
	0	PICO	0, 1	1	
	1	RGBS	0-7	7	
	2	BLKB	0-3	3	
	3	RGBL	0-3	2	
	4	YLMT	0-3	3	
	5	AGNG	0-3	0	
	6	AKBO	0, 1	0	
				Other	PT
	7	CLPP	0-3	3	3
	8	CLPG	0, 1	0	0
	9	CLPS	0, 1	0	0
	10	PPAD	0-7	3	3
	11	SYNP	0, 1	0	0
	12	HVBT	0, 1	0	

KV-40XBR800/42DRC800 SERVICE DATA LISTS

Category Name	No.	Item Name	Range	Initial Data																
2170P_3				Vid Mode	RF	CV/ YC	Comp 480i	Comp 480p	Comp 1080i	Comp 720p	DVI 480i	DVI 480p	DVI VGA	DVI 1080i	DVI 720p	MS Menu	MS Single	Twin		
	0	SYSM	0-3		1	1	1	1	3	3	1	1	1	3	3	3	3	2		
	1	VMLV	0-15		7															
	2	VMCR	0-3		1	0	0	0	0	0	0	0	0	0	0	0	0	3		
	3	VMLM	0-3		3	3	3	3	3	3	3	3	3	3	3	3	3	3		
	4	VMF0	0-3		1	1	1	1	0	0	1	1	1	0	0	0	0	0		
	5	VMDL	0-15		5	5	5	5	13	13	5	5	5	13	13	13	13	10		
	6	SHOF	0-3		2	2	2	1	1	1	1	2	1	0	1	1	1	2		
	7	SHF0	0, 1		1	1	1	1	1	1	1	1	1	1	1	1	1	1		
	8	PROV	0-3		0	3	2	0	3	3	2	0	0	3	3	3	3	3		
	9	F1LV	0-3		1	0	1	0	0	1	1	0	1	0	1	0	0	0		
	10	LTLV	0-3		2	3	3	3	3	3	3	3	3	3	3	3	3	3		
	11	LTMD	0, 1		1	1	1	0	1	0	1	0	1	1	0	1	1	1		
	12	CTLV	0-3		0	0	0	0	3	3	0	0	0	3	3	3	3	0		
	13	UBOF	0-7		0	0	0	1	1	1	0	1	0	1	1	1	1	1		
	14	UCOF	0-7		2	2	2	2	2	2	2	2	2	2	2	0	0	2		
	15	UHOF	0-3		0	0	0	0	0	0	0	0	0	0	0	0	0	0		
	16	MIDE	0-63		7	11	15	19	23	27	31	35	44	39	43	48	52	56		
						Standard Mode	RF	CV/ YC	Comp 480i	Comp 480p	Comp 1080i	Comp 720p	DVI 480i	DVI 480p	DVI VGA	DVI 1080i	DVI 720p	MS Menu	MS Single	Twin
							1	1	1	1	3	3	1	1	1	3	3	3	3	2
					7															
	0	SYSM	0-3		1		0	0	0	0	0	0	0	0	0	0	0	0	3	
	1	VMLV	0-15		3		3	3	3	3	3	3	3	3	3	3	3	3	3	
	2	VMCR	0-3		1		1	1	1	0	0	1	1	1	0	0	0	0	0	
	3	VMLM	0-3		5		5	5	5	13	13	5	5	5	13	13	13	13	10	
	4	VMF0	0-3		3		3	2	0	1	1	2	0	0	1	1	1	1	2	
	5	VMDL	0-15		1		1	1	1	1	1	1	1	1	1	1	1	1	1	
	6	SHOF	0-3		0		3	2	0	3	3	2	0	0	3	3	3	3	3	
	7	SHF0	0, 1		0		0	1	1	0	0	1	1	1	0	0	0	0	0	
	8	PROV	0-3		2		2	2	3	3	3	2	3	3	3	3	3	3	3	
	9	F1LV	0-3		1		1	1	1	1	1	1	1	1	1	1	1	1	1	
	10	LTLV	0-3		0		0	0	0	3	3	0	0	0	3	3	3	3	0	
	11	LTMD	0, 1		2		2	2	0	2	2	2	0	0	2	2	2	2	1	
	12	CTLV	0-3		1		1	2	2	1	2	2	2	2	1	2	0	0	0	
	13	UBOF	0-7		0	0	0	0	0	0	0	0	0	0	0	0	0	0		
	14	UCOF	0-7		5	10	14	18	22	26	30	34	44	38	42	47	51	55		
15	UHOF	0-3																		
16	MIDE	0-63																		

KV-40XBR800/42DRC800 SERVICE DATA LISTS

Category Name	No.	Item Name	Range	Initial Data															
2170P_3				Movie Mode	RF	CV/ YC	Comp 480i	Comp 480p	Comp 1080i	Comp 720p	DVI 480i	DVI 480p	DVI VGA	DVI 1080i	DVI 720p	MS Menu	MS Single	Twin	
					1	1	1	1	3	3	1	1	1	3	3	3	3	2	
	0	SYSM	0-3		7														
	1	VMLV	0-15		1	0	0	0	0	0	0	0	0	0	0	0	0	0	3
	2	VMCR	0-3		3	3	3	3	3	3	3	3	3	3	3	3	3	3	3
	3	VMLM	0-3		1	1	1	1	0	0	1	1	1	0	0	0	0	0	0
	4	VMF0	0-3		5	5	5	5	13	13	5	5	5	13	13	13	13	13	10
	5	VMDL	0-15		1	1	1	1	1	1	1	1	0	1	1	1	1	1	1
	6	SHOF	0-3		1	1	1	1	1	1	1	1	1	1	1	1	1	1	1
	7	SHF0	0, 1		0	3	2	1	3	3	2	1	0	3	3	3	3	3	3
	8	PROV	0-3		0	0	0	0	0	0	0	0	1	0	0	0	0	0	0
	9	F1LV	0-3		1	1	1	2	1	1	1	2	3	1	1	1	1	1	1
	10	LTLV	0-3		1	1	1	1	1	1	1	1	1	1	1	1	1	1	1
	11	LTMD	0, 1		0	0	0	0	2	2	0	0	0	2	2	2	2	2	0
	12	CTLV	0-3		0	0	0	0	0	0	0	0	0	0	0	0	0	0	0
	13	UBOF	0-7		0	0	0	0	0	0	0	0	0	0	0	0	0	0	0
	14	UCOF	0-7		0	0	0	0	0	0	0	0	2	0	0	0	0	0	0
	15	UHOF	0-3		0	0	0	0	0	0	0	0	0	0	0	0	0	0	0
	16	MIDE	0-63		3	9	13	17	21	25	29	33	44	37	41	46	50	54	
						Pro Mode	RF	CV/ YC	Comp 480i	Comp 480p	Comp 1080i	Comp 720p	DVI 480i	DVI 480p	DVI VGA	DVI 1080i	DVI 720p	MS Menu	MS Single
				1	1		2	1	3	3	2	1	1	3	3	3	3	3	2
	0	SYSM	0-3	7															
	1	VMLV	0-15	1	0		0	0	0	0	0	0	0	0	0	0	0	0	3
	2	VMCR	0-3	3	3		3	3	3	3	3	3	3	3	3	3	3	3	3
	3	VMLM	0-3	1	1		0	0	0	0	0	0	1	0	0	0	0	0	0
	4	VMF0	0-3	5	5		8	5	13	13	8	5	5	13	13	13	13	13	10
	5	VMDL	0-15	1	2		2	0	2	1	2	0	0	2	1	2	2	2	1
	6	SHOF	0-3	1	1		1	1	1	1	1	1	1	1	1	1	1	1	1
	7	SHF0	0, 1	0	2		3	1	3	3	3	1	0	3	3	3	3	3	3
	8	PROV	0-3	0	0		0	0	0	0	0	0	1	0	0	0	0	0	0
	9	F1LV	0-3	0	0		0	0	0	0	0	0	3	0	0	0	0	0	0
	10	LTLV	0-3	1	1		1	1	1	1	1	1	1	1	1	1	1	1	1
	11	LTMD	0, 1	0	0		0	0	0	0	0	0	0	0	0	0	0	0	0
	12	CTLV	0-3	2	2		2	1	1	1	2	1	0	1	1	1	1	1	2
	13	UBOF	0-7	0	0		0	0	0	0	0	0	2	0	0	0	0	0	0
	14	UCOF	0-7	0	0		0	0	0	0	0	0	0	0	0	0	0	0	0
	15	UHOF	0-3	0	0		0	0	0	0	0	0	0	0	0	0	0	0	0
	16	MIDE	0-63	0	8		12	16	20	24	28	32	44	36	40	45	49	53	

KV-40XBR800/42DRC800 SERVICE DATA LISTS

Category Name	No.	Item Name	Range	Initial Data			
2170P_3							
				Vivid	Standard	Movie	Pro
	17	VM	0-3	3	3	1	0
	18	VMH	0-15	15	15	12	12
	19	VMM	0-15	10	10	8	8
	20	VML	0-15	6	6	4	4
	21	VGAP	0-15	5			
	22	VGAS	0-15	0			
	23	VGAB	0-15	0			
	24	VGAC	0-15	0			
	25	VGAV	0-15	5			

KV-40XBR800/42DRC800 SERVICE DATA LISTS

Category Name	No.	Item Name	Range	Initial Data				
2170P_4								
				MS	Other			
	0	YCON	0, 1	0	1			
				DRC	VDO(V5/V6)	VDO (DVI)	MS	PT
	1	SPIC	0-15	7	7	7	0	7
	2	SCOL	0-63	31	31	31	31	31
	3	SHUE	0-63	31	31	31	31	31
	4	SPIO	0-15	7				
	5	SCLO	0-15	7				
	6	SHUO	0-15	7				
				Vivid	Standard	Movie	Pro	
	7	UPIC	0-63	63	48	39	31	
	8	UBRT	0-63	31	31	31	31	
	9	UCOL	0-63	35	31	31	31	
	10	UHUE	0-63	31	31	31	31	
	11	USHP	0-63	24	29	31	31	
	12	UTMP	0-3	2	1	0	1	
	13	RYR	0-15	8				
	14	RYB	0-15	9				
	15	GYR	0-15	9				
	16	GYB	0-15	6				

KV-40XBR800/42DRC800 SERVICE DATA LISTS

Category Name	No.	Item Name	Range	Initial Data															
2170P_4																			
					RF	CV/YC	Comp 480i	Comp 480p	Comp 1080i	Comp 720p	DVI 480i	DVI 480p	DVI VGA	DVI 1080i	DVI 720p	MS Menu	MS Single	Twins	
	17	GAMM	0-3	Vivid	3	2	3	3	3	3	2	3	3	3	3	3	3	3	
				Standard	1	1	1	1	1	1	1	1	1	1	1	1	1	2	
				Movie	0	0	0	0	0	0	0	0	0	0	0	0	0	0	
				Pro	0	0	0	0	0	0	0	0	0	0	0	0	0	0	
				GAMM (0)	GAMM (1)	GAMM (2)	GAMM (3)												
	18	GAMS	0-15	0	8	8	8												
	19	GAMR	0-15	0	4	8	12												
	20	GAMG	0-15	0	4	8	12												
	21	GAMB	0-15	0	4	8	12												
						RF	CV/YC	Comp 480i	Comp 480p	Comp 1080i	Comp 720p	DVI 480i	DVI 480p	DVI VGA	DVI 1080i	DVI 720p	MS Menu	MS Single	Twins
	22	BLK	0-3	Vivid	3	3	3	3	3	3	3	3	3	3	3	3	3	3	3
				Standard	2	2	2	2	2	2	2	2	2	2	2	2	3	2	2
				Movie	0	0	1	0	1	0	1	0	0	1	0	0	0	1	0
				Pro	0	0	0	0	0	0	0	0	0	0	0	0	0	0	0
				BLK (0)	BLK (1)	BLK (2)	BLK (3)												
	23	DCTR	0-15	0	3	7	12												
	24	APED	0-3	0	0	1	2												
	25	DSBO	0-15	7	7	7	7												
				0	1	0	1												
	26	IDSW	0-7	0															
				BLK (0)	BLK (1)	BLK (2)	BLK (3)												
	27	ABLM	0-3	0	1	0	1												
				Others	Small Pic														
	28	ABLT	0-15	0	7														
	29	SPOF	0-31	13															
				BLK (0)	BLK (1)	BLK (2)	BLK (3)												
30	DPSQ	0, 1	1	1	1	1													
31	LRGB	0-15	3																

KV-40XBR800/42DRC800 SERVICE DATA LISTS

Category Name	No.	Item Name	Range	Initial Data						
2170D_1	0	VPOS	0-63	31						
	1	VSIZ	0-63	30						
				1080iFULL	Others					
	2	VSZO	0-63	0	0					
				WideZoom	Others					
	3	VLIN	0-15	8	8					
	4	VSCO	0-15	10	8					
	5	VCEN	0-63	31						
				1080Vcomp	Others					
				480Vcomp						
	6	VPIN	0-63	15	15					
	7	MVPN	0-3	0						
	8	NSCO	0-63	31						
	9	HTPZ	0-31	15						
	10	MHTZ	0-3	0						
				WideZoom	Zoom	Others				
	11	ZOOM	0, 1	1	1	0				
				WideZoom	Zoom	480FULL	1080FULL	1080Vcomp	480Vcomp	
	12	APSW	0, 1	1	1	1	0	0	1	
	13	ASPT	0-63	22	43	47	47	47	47	
	14	SCRL	0-63	31	31	31	31	31	31	
				WideZoom	Others					
	15	UVLN	0-15	4	0					
	16	LVLN	0-15	4	0					

KV-40XBR800/42DRC800 SERVICE DATA LISTS

Category Name	No.	Item Name	Range	Initial Data				
2170D_2								
	0	HCNT	0-63	31				
				1080FULL	Others			
				1080Vcomp				
	1	HPOS	0-63	31	31			
				WideZoom	Others			
	2	HSIZ	0-63	49	40			
	3	SLIN	0-15	10	4			
	4	MPIN	0-15	10	8			
	5	PIN	0-63	40	31			
				WideZoom	Zoom	480FULL	1080FULL	1080Vcomp
								480Vcomp
	6	PINO	0-15	7	7	7	7	7
				WideZoom	Others			
	7	UCP	0-63	31	35			
	8	LCP	0-63	31	35			
	9	UXCG	0-3	0				
	10	LXCG	0-3	0				
	11	UXCP	0-3	2				
	12	LXCP	0-3	2				
	13	XCPP	0, 1	0				
				WideZoom	Others			
	14	PPHA	0-63	20	20			
	15	VANG	0-63	31				
	16	LANG	0-63	31				
	17	VBOW	0-63	31				
	18	LBOW	0-63	31				

KV-40XBR800/42DRC800 SERVICE DATA LISTS

Category Name	No.	Item Name	Range	Initial Data					
2170D_3	0	HBLK	0, 1	1					
				1080FULL					
				1080Vcomp	Others				
	1	LBLK	0-63	50	51				
	2	RBLK	0-63	31	27				
				WideZoom	Zoom	480FULL	480Vcomp		
						1080FULL	1080Vcomp		
	3	VBLK	0, 1	0	0	1	1		
				WideZoom	Zoom	480FULL	1080FULL	1080Vcomp	480Vcomp
	4	TBLK	0-15	12	7	2	4	10	8
	5	BBLK	0-15	7	7	8	6	14	13
				1080FULL					
				1080Vcomp	Others				
	6	AFCM	0-3	2	3				
				1080Vcomp					
				480Vcomp	Others				
	7	JUMP	0, 1	1	0				
				WideZoom	Zoom	480Vcomp	1080Vcomp		
						480FULL	1080FULL		
	8	VDJP	0, 1	1	1	0	1		
				1080Vcomp					
				1080FULL	Others				
	9	VDST	0, 1	0	0				
				WideZoom	Zoom	480FULL	1080FULL		
						480Vcomp	1080Vcomp		
	10	AKBT	0-31	15	15	20	16		

KV-40XBR800/42DRC800 SERVICE DATA LISTS

Category Name	No.	Item Name	Range	Initial Data	
2170D_4				1080Vcomp 480Vcomp	Others
	0	QPAM	0-63	30	30
	1	QPAV	0-63	42	42
	2	QPAP	0-15	6	6
	3	QPDC	0-63	34	34
	4	QPDV	0-63	47	47
	5	QPDP	0-15	6	6
	6	CPY1	0, 1	0	
	7	DF	0-63	39	
	8	DQP	0-63	37	
	9	DHMT	0, 1	0	
2170D_5	0	VFRQ	0-3	1	
	1	VON	0, 1	1	
	2	EWDC	0, 1	0	
	3	MS15	0, 1	0	
	4	HFRQ	0-255	80	
	5	HFRX	0-63	25	
	6	VMPS	0, 1	0	
	7	INTR	0, 1	0	
	8	VLNL	0-3	0	
	9	VLNH	0-255	0	
	10	AGCS	0, 1	0	

KV-40XBR800/42DRC800 SERVICE DATA LISTS

Category Name	No.	Item Name	Range	Initial Data		
D_CONV				1080Vcomp 480VcompOthers		
	0	YBWU	0-63	31	31	
	1	YBWL	0-63	31	31	
	2	RSAP	0-63	31	31	
	3	RUBW	0-63	31	31	
	4	RUMB	0-63	31	31	
	5	RLBW	0-63	31	31	
	6	RLMB	0-63	31	31	
	7	LSAP	0-63	31	31	
	8	LUBW	0-63	31	31	
	9	LUMB	0-63	31	31	
	10	LLBW	0-63	31	31	
	11	LLMB	0-63	31	31	
	12	CADJ	0-63	29		
	13	CPY2	0, 1	0		
CXA2151	0	MTRX	0-3	PTOthers		
	1	GAIN	0-3	7	7	
				V5/V6DVIOthers		
	2	FIXS	0-3	0	0	0
				PTOthers		
	3	CBGN	0-15	7	7	
	4	CRGN	0-15	8	8	
	5	YGN	0-15	8	8	
	6	VTC	0-3	0		
	7	HTC	0, 1			
	8	HWID	0-3	1		
	9	HSEP	0, 1	1		
	10	HMSK	0, 1			
			V5/V6DVIOthers			
11	FRGB	0, 1	0	0	0	

KV-40XBR800/42DRC800 SERVICE DATA LISTS

Category Name	No.	Item Name	Range	Initial Data					
MID1									
	0	DHPH	0-255	109					
	1	DVPH	0-63	20					
	2	DHAR	0-255	240					
	3	DVAR	0-255	135					
	4	DHPW	0-63	55					
	5	DVPW	0-7	5					
				Single		Twin	Freeze	Favorite	Index
				480i	Others				
	6	DYCD	0-63	3	0	2	2	2	2
				table-0	table-1	table-2	table-3		
	7	DYSD	0-7	7	4	2	1		
				Single				Favorite	Index
				VGA		Others			
				Normal	Others	Normal	Others		
	8	MDHP	0-255		72		0	40	38
				Single			Favorite	Index	
				480i/480p	VGA	Others			
	9	MDVP	0-255	30	66	0	34	86	
				Single				Favorite	Index
				VGA		Others			
				Normal	Others	Normal	Others		
	10	MDHS	0-255		204		240	155	116
				Single			Favorite	Index	
				480i/480p	VGA	Others			
11	MDVS	0-255	120	102	135	103	77		

KV-40XBR800/42DRC800 SERVICE DATA LISTS

Category Name	No.	Item Name	Range	Initial Data			
MID1							
				Twin/Freeze	Favorite	Index	
	12	MLHP	0-255	36	31	31	
	13	MLVP	0-255	8	30	41	
				Favorite			
	14	SDHP	0-255	167			
	15	SDVP	0-255	5			
	16	SDHS	0-255	115			
	17	SDVS	0-255	79			
	18	PDHP	0-255				
	19	PDVP	0-255				
	20	PDHS	0-255				
	21	PDVS	0-255				
				1080i Single		Others	
	22	DPSW	0, 1	0		0	
	23	MDLO	0-63	14			
				Single			Others
				Normal		Others	MS
	24	BCOL	0-15			1	0
	25	DYSS	0-3	1			
				Index			
	26	OSDH	0-63	32			
27	OSDV	0-63	16				

KV-40XBR800/42DRC800 SERVICE DATA LISTS

Category Name	No.	Item Name	Range	Initial Data					
MID2				Single	480i		YC		
					Normal	Others	Normal	Others	
	0	DRHP	0-255			120		117	
	1	DRHS	0-255			180		180	
	2	DRVVP	0-63			37		37	
	3	DRVS	0-255			120		120	
				Twin-Left	480i	YC			
	0	DRHP	0-255			146	148		
	1	DRHS	0-255			164	164		
	2	DRVVP	0-63			57	57		
	3	DRVS	0-255			110	110		
				Twin-Right	YC				
	0	DRHP	0-255			153			
	1	DRHS	0-255			164			
	2	DRVVP	0-63			57			
	3	DRVS	0-255			110			
				Freeze	480i	YC			
	0	DRHP	0-255			153	153		
	1	DRHS	0-255			162	162		
	2	DRVVP	0-63			57	57		
	3	DRVS	0-255			110	110		

KV-40XBR800/42DRC800 SERVICE DATA LISTS

Category Name	No.	Item Name	Range	Initial Data				
MID2								
				Favorite-Main	480i		YC	
					Full	Vcomp	Full	Vcomp
	0	DRHP	0-255		140	140	140	140
	1	DRHS	0-255		165	165	165	165
	2	DRVP	0-63		37	57	37	57
	3	DRVS	0-255		120	110	120	110
				Favorite-Sub	YC			
	0	DRHP	0-255		153			
	1	DRHS	0-255		171			
	2	DRVP	0-63		28			
	3	DRVS	0-255		118			
				Index-Main	480i		YC	
					Full	Vcomp	Full	Vcomp
	0	DRHP	0-255		140	140	140	140
	1	DRHS	0-255		165	165	165	155
	2	DRVP	0-63		57	57	57	57
	3	DRVS	0-255		110	110	110	110
				Index-Sub	YC			
	0	DRHP	0-255		158			
	1	DRHS	0-255		162			
	2	DRVP	0-63		57			
	3	DRVS	0-255		110			

KV-40XBR800/42DRC800 SERVICE DATA LISTS

Category Name	No.	Item Name	Range	Initial Data								
MID3				Single	1080i	720p	480p		480i		VGA	
							Normal	Others	Normal	Others	Normal	Others
	0	VDHP	0-255		107	137		152		56		170
	1	VDHS	0-255		240	161		240		180		229
	2	VDVE	0-63		19	24		37		17		34
	3	VDVS	0-255		135	180		120		60		120
				Twin-Left	1080i	720p	480p	480i	VGA			
	0	VDHP	0-255		141	163	192	71	213			
	1	VDHS	0-255		221	147	219	164	209			
	2	VDVE	0-63		43	54	57	27	45			
	3	VDVS	0-255		123	165	110	55	110			
				Twin-Right	YC							
	0	VDHP	0-255		73							
	1	VDHS	0-255		164							
	2	VDVE	0-63		27							
	3	VDVS	0-255		55							
				Freeze	1080i	720p	480p	480i	VGA			
	0	VDHP	0-255		151	169	200	74	212			
	1	VDHS	0-255		218	145	216	162	208			
	2	VDVE	0-63		43	54	57	27	45			
	3	VDVS	0-255		123	165	110	55	110			

KV-40XBR800/42DRC800 SERVICE DATA LISTS

Category Name	No.	Item Name	Range	Initial Data										
MID3				Favorite-Main	1080i		720p	480p		480i		VGA		
					FULL	Vcomp	-	FULL	Vcomp	FULL	Vcomp	FULL	Vcomp	
					136	136	158	184	184	68	68	169	169	
	0	VDHP	0-255		222	222	148	220	220	165	165	229	229	
	1	VDHS	0-255		43	43	55	37	57	17	27	34	34	
	2	VDVE	0-63		123	123	165	120	110	60	55	120	120	
	3	VDVS	0-255											
				Favorite-Sub	YC									
					75									
	0	VDHP	0-255		171									
	1	VDHS	0-255		13									
	2	VDVE	0-63		59									
					Index-Main	1080i		720p	480p		480i		VGA	
				FULL		Vcomp	-	FULL	Vcomp	FULL	Vcomp	FULL	Vcomp	
				136		136	158	184	184	68	68	169	169	
	0	VDHP	0-255	222		222	148	220	220	165	165	229	229	
	1	VDHS	0-255	43		43	55	57	57	27	27	34	34	
	2	VDVE	0-63	123		123	165	110	110	55	55	120	120	
	3	VDVS	0-255											
					Index-Sub	YC								
				76										
	0	VDHP	0-255	162										
	1	VDHS	0-255	27										
	2	VDVE	0-63	55										
					YC	480i	1080i	720p	480p	VGA				
		4	VDVO	0-3	0	0	0	0	0	0				
		5	VCPO	0-255	42	42	72	88	122	122				
		6	VCWD	0-7	1	1	3	3	3	3				
		7	VYCD	0-63	0	0	0	0	0	0				
		8	VSTP	0-255	62	62	136	183	126	129				
	9	VSTT	0-15	0	0	0	0	0	0					
	10	VHSC	0-255	130	130	130	130	130	130					
	11	VFRV	0, 1	0	0	0	0	0	0					

KV-40XBR800/42DRC800 SERVICE DATA LISTS

Category Name	No.	Item Name	Range	Initial Data																															
MID5																																			
	0	POP	0-63	0	1	2	3	4	5	6	7	8	9	10	11	12	13	14	15																
	1	MHLY	0-3	1	1	1	1	1	1	1	1	1	1	1	1	1	1	1	1	1															
	2	MHLC	0-3	3	3	3	3	3	3	3	3	3	3	3	3	3	3	3	3	3															
	3	MVLY	0-3	0	0	0	0	0	0	0	0	0	0	0	0	0	0	0	0	0															
	4	MVLC	0-3	0	0	0	0	0	0	0	0	0	0	0	0	0	0	0	0	0															
	5	MHYR	0-3	0	1	1	1	2	3	3	2	0	0	2	1	0	0	1	1																
	6	MHYL	0-3	0	1	1	1	1	2	2	2	0	1	2	1	0	0	1	2																
	7	MHYE	0-7	0	2	2	5	6	7	7	7	0	2	4	7	0	0	7	7																
	8	MHYO	0, 1	0	1	1	1	1	1	1	1	0	1	1	1	1	1	0	0																
	9	MHCR	0-3	0	0	0	0	0	0	0	0	0	0	0	0	0	0	0	0																
	10	MHCL	0-3	0	0	0	0	0	0	0	0	0	0	0	0	0	0	0	0																
	11	MHCE	0-7	0	0	0	0	0	0	0	0	0	0	0	0	0	0	0	0																
	12	MHCO	0-1	0	0	0	0	0	0	0	0	0	0	0	0	0	0	0	0																
	13	MVYR	0-3	0	0	0	0	1	2	2	2	0	1	1	1	0	0	1	2																
	14	MVYL	0-3	0	0	0	0	1	1	1	1	0	1	1	1	0	0	1	2																
	15	MVYE	0-7	0	0	0	0	1	1	1	1	0	3	3	3	0	0	4	3																
	16	MVCR	0-3	0	0	0	0	0	0	0	0	0	0	0	0	0	0	0	0																
	17	MVCL	0-3	0	0	0	0	0	0	0	0	0	0	0	0	0	0	0	0																
	18	MVCE	0-7	0	0	0	0	0	0	0	0	0	0	0	0	0	0	0	0																
		0	POP	0-63	16	17	18	19	20	21	22	23	24	25	26	27	28	29	30	31															
		1	MHLY	0-3	1	1	1	1	0	0	0	0	0	0	0	0	1	1	1	1															
		2	MHLC	0-3	3	3	3	3	0	0	0	0	0	0	0	0	3	3	3	3															
		3	MVLY	0-3	0	0	0	0	0	0	0	0	0	0	0	0	0	0	0	0															
		4	MVLC	0-3	0	0	0	0	0	0	0	0	0	0	0	0	0	0	0	0															
		5	MHYR	0-3	1	1	1	0	0	0	0	0	0	0	0	0	0	0	1	1															
		6	MHYL	0-3	1	1	1	0	1	1	1	1	1	1	1	1	0	0	1	2															
		7	MHYE	0-7	2	2	7	0	4	7	7	2	4	7	7	0	0	7	7																
		8	MHYO	0, 1	1	1	1	0	0	0	1	0	0	0	0	1	1	0	0																
		9	MHCR	0-3	0	0	0	0	0	1	1	0	0	1	1	0	0	0	0																
		10	MHCL	0-3	0	0	0	0	0	1	1	0	0	1	1	0	0	0	0																
		11	MHCE	0-7	0	0	0	0	0	4	4	0	0	4	4	0	0	0	0																
		12	MHCO	0-1	0	0	0	0	0	1	1	0	0	1	1	0	0	0	0																
		13	MVYR	0-3	0	1	1	0	0	0	0	0	0	0	0	0	0	0	1	2															
		14	MVYL	0-3	0	1	1	1	0	0	1	1	0	0	1	1	0	0	1	2															
	15	MVYE	0-7	0	1	1	4	0	0	4	4	0	0	4	4	0	0	4	3																
	16	MVCR	0-3	0	0	0	0	0	1	1	0	0	1	1	0	0	0	0																	
	17	MVCL	0-3	0	0	0	0	0	1	1	0	0	1	1	0	0	0	0																	
	18	MVCE	0-7	0	0	0	0	0	4	4	0	0	4	4	0	0	0	0																	

KV-40XBR800/42DRC800 SERVICE DATA LISTS

Category Name	No.	Item Name	Range	Initial Data															
MID5	0	POP	0-63	32	33	34	35	36	37	38	39	40	41	42	43	44	45	46	47
	1	MHLY	0-3	1	1	1	0	0	0	0	0	0	0	0	0	1	0	0	0
	2	MHLC	0-3	3	3	3	0	0	0	0	0	0	0	0	0	3	0	0	0
	3	MVLY	0-3	0	0	0	0	0	0	0	0	0	0	0	0	0	0	0	0
	4	MVLC	0-3	0	0	0	0	0	0	0	0	0	0	0	0	0	0	0	0
	5	MHYR	0-3	1	1	1	0	0	0	0	0	0	0	0	0	1	0	0	0
	6	MHYL	0-3	1	1	1	0	1	1	1	1	1	1	1	1	1	0	0	0
	7	MHYE	0-7	2	2	2	7	0	4	7	7	2	4	7	7	2	0	0	0
	8	MHYO	0, 1	1	1	1	0	0	0	1	0	0	0	0	0	1	0	0	0
	9	MHCR	0-3	0	0	0	0	0	1	1	0	0	1	1	0	0	0	0	0
	10	MHCL	0-3	0	0	0	0	0	1	1	0	0	1	1	0	0	0	0	0
	11	MHCE	0-7	0	0	0	0	0	4	4	0	0	4	4	0	0	0	0	0
	12	MHCO	0-1	0	0	0	0	0	1	1	0	0	1	1	0	0	0	0	0
	13	MVYR	0-3	0	1	1	0	0	0	0	0	0	0	0	0	1	0	0	0
	14	MVYL	0-3	0	1	1	1	0	0	1	1	0	0	1	1	1	0	0	0
	15	MVYE	0-7	0	1	1	4	0	0	4	4	0	0	4	4	1	0	0	0
	16	MVCR	0-3	0	0	0	0	0	1	1	0	0	1	1	0	0	0	0	0
	17	MVCL	0-3	0	0	0	0	0	1	1	0	0	1	1	0	0	0	0	0
	18	MVCE	0-7	0	0	0	0	0	0	4	4	0	0	4	4	0	0	0	0
	0	POP	0-63	48	49	50	51	52	53	54	55	56							
	1	MHLY	0-3	0	0	0	0	0	0	0	0	0							
	2	MHLC	0-3	0	0	0	0	0	0	0	0	0							
	3	MVLY	0-3	0	0	0	0	0	0	0	0	0							
	4	MVLC	0-3	0	0	0	0	0	0	0	0	0							
	5	MHYR	0-3	0	0	0	0	0	0	0	0	0							
	6	MHYL	0-3	0	0	1	1	1	0	0	0	0							
	7	MHYE	0-7	0	0	4	2	5	0	0	0	0							
	8	MHYO	0, 1	0	0	0	0	0	0	0	0	0							
	9	MHCR	0-3	0	0	0	1	1	0	0	0	0							
	10	MHCL	0-3	0	0	0	1	1	0	0	0	0							
	11	MHCE	0-7	0	0	0	2	2	0	0	0	0							
	12	MHCO	0-1	0	0	0	1	1	0	0	0	0							
	13	MVYR	0-3	0	0	0	0	0	0	0	0	0							
	14	MVYL	0-3	0	0	0	1	1	0	0	0	0							
	15	MVYE	0-7	0	0	0	1	2	0	0	0	0							
	16	MVCR	0-3	0	0	0	1	1	0	0	0	0							
	17	MVCL	0-3	0	0	0	1	1	0	0	0	0							
	18	MVCE	0-7	0	0	0	2	2	0	0	0	0							

KV-40XBR800/42DRC800 SERVICE DATA LISTS

Category Name	No.	Item Name	Range	Initial Data
MID5				
				MS
	19	SHLY	0-7	0
	20	SHLC	0-7	0
	21	SVLY	0-7	0
	22	SVLC	0-7	0
	23	SHYR	0-3	0
	24	SHYL	0-3	0
	25	SHYE	0-7	0
	26	SHYO	0, 1	0
	27	SHCR	0-3	0
	28	SHCL	0-3	0
	29	SHCE	0-7	0
	30	SHCO	0, 1	0
	31	SVYR	0-3	0
	32	SVYL	0-3	0
	33	SVYE	0-7	0
	34	SVCR	0-3	0
	35	SVCL	0-3	0
	36	SVCE	0-7	0

KV-40XBR800/42DRC800 SERVICE DATA LISTS

Category Name	No.	Item Name	Range	Initial Data		
CXA3506R						
				480i	Others	
	0	MCON	0, 1	64	64	
	1	SCOR	0-255	128	128	
	2	SCOG	0-255	128	128	
	3	SCOB	0-255	128	128	
	4	RGB	0-255	0	0	
AUDIO						
	0	ASYS	0, 1	0		
	1	TRCV	0-3	2		
	2	BACV	0-3	0		
	3	MDCV	0-3	2		
	4	SVHI	0-7	4		
	5	SVLO	0-7	4		
	6	MDFQ	0-15	10		
	7	LOFQ	0-7	2		
	8	SBAS	0-15	9		
	9	BSFQ	0-15	0		
	10	STRE	0-15	7		
	11	TRFQ	0-15	0		
	12	PSEF	0-15	5		
	13	AGCL	0-15	3		
				TruSurround	Simulated	SteadySound
	14	BBE	0, 1	1	1	1
	15	BBEP	0-7	2	2	2
	16	BBEL	0-7	4	4	4
	17	BB2P	0-7	2	2	2
	18	BB2L	0-7	4	4	4
	19	TRS1	0-7	4		
	20	TRS2	0-7	2		

KV-40XBR800/42DRC800 SERVICE DATA LISTS

Category Name	No.	Item Name	Range	Initial Data							
SNNR	0	MODE	0-3	0							
	1	SNNR	0-7	0							
				A	B	C	D	E	F	G	
	2	WSLT	0-255	15	31	45	63	85	110	127	
				0	1	2	3	4	5	6	7
	3	CPFG	0-15	0	0	1	1	2	2	2	3
	4	CPFT	0-3	0	0	0	0	0	0	0	0
	5	CCOR	0-3	0	0	1	1	1	1	1	1
	6	CHCG	0, 1	0	1	1	1	1	1	1	1
	7	CAPG	0-7	0	0	0	0	0	0	0	0
	8	3SHP	0-15	0	0	1	1	2	2	2	3
	9	NYNR	0-15	0	1	2	2	3	3	4	4
	10	NCNR	0-15	0	1	2	2	3	3	4	4
	11	NYMG	0-3	0	0	0	0	0	0	0	0
	12	NCMG	0-3	0	0	0	0	0	0	0	0
	13	NYLT	0-15	0	1	1	2	3	4	6	8
	14	NYNC	0-15	0	0	2	2	3	3	4	4
	15	NYCO	0, 1	0	0	1	1	1	1	1	1
	16	7SHP	0-63	0	0	1	1	3	3	3	4
	17	7YF1	0-3	0	0	1	1	2	2	2	3
	18	7LTI	0-3	0	0	0	0	0	0	0	0
	19	7CTI	0-3	0	0	0	0	0	0	0	0
	20	7VML	0-15	0	0	0	0	0	0	0	0
	21	7VMC	0-3	0	0	1	1	2	2	2	3
	22	MIDD	0-63	0	0	1	1	2	2	2	3

KV-40XBR800/42DRC800 SERVICE DATA LISTS

Category Name	No.	Item Name	Range	Initial Data
CCD				
	0	HPRM	0-255	60
	1	HPRS	0-255	60
	2	YSYM	0, 1	0
	3	CCDI	0-7	3
	4	CRIP	0-7	4
	5	PHLD	0, 1	0
	6	CHMK	0-63	54
	7	LANG	0-15	0
	8	DATA	0, 1	0
	9	VCHP	0, 1	0
	10	CLMP	0, 1	0
	11	SYSV	0-7	4
	12	ID1	0, 1	1
	13	ID1M	0-7	1
	14	FPOL	0, 1	0
	15	BWHT	0, 1	0
	16	MESH	0, 1	0
	17	BNBB	0-3	1
	18	BNBG	0-3	1
	19	BNBR	0-3	0
	20	CMP1	0-7	2
	21	CMP2	0-7	5
	22	CMP3	0-7	3
	23	CWHT	0-7	3
	24	VSDW	0, 1	1
	25	BFRQ	0, 1	0
	26	BPOS	0, 1	0
	27	BFRM	0, 1	1
	28	BTIM	0, 1	0

KV-40XBR800/42DRC800 SERVICE DATA LISTS

Category Name	No.	Item Name	Range	Initial Data
3DNR				
	0	WHCT	0-63	44
	1	NIQM	0, 1	1
	2	CLPW	0-63	30
	3	CLPP	0-255	80
	4	YHBW	0-255	138
	5	YBKL	0-15	0
	6	YBKO	0, 1	0
	7	MUTE	0, 1	0
	8	YHBS	0-127	40
	9	CHBW	0-255	138
	10	CBKO	0-127	40
	11	CHBO	0, 1	0
	12	VHBL	0-15	0
	13	UHBL	0-15	0
	14	UVDL	0-7	0
	15	YDL	0-7	0
	16	PVDI	0, 1	0
	17	PHDI	0, 1	0
	18	HDW	0-63	16
	19	PVDO	0, 1	0
	20	PHDO	0, 1	0
	21	HST	0-255	54
	22	VDL	0-15	0
	23	VDW	0-15	44
	24	NDET	0-15	1
	25	NVP	0-15	30
	26	NDTS	0-3	80
	27	HROF	0, 1	138
	28	NDGW	0-15	0
	29	UOFS	0-7	1
	30	POT	0-3	0
	31	UVF	0, 1	40
	32	APC	0, 1	138
	33	DAP	0, 1	40

KV-40XBR800/42DRC800 SERVICE DATA LISTS

Category Name	No.	Item Name	Range	Initial Data		
3DNR						
					Others	480i
	34	YLV	0-15	Vivid	15	15
				Standard	10	10
				Movie	10	10
				Pro	8	8
	35	YST	0, 1	0		
	36	YNT	0, 1	1		
	37	YPL	0, 1	1		
	38	YMV	0, 1	0		
					Others	480i
	39	YCR	0-31	Vivid	3	3
				Standard	3	3
				Movie	3	3
				Pro	3	3
	40	VOS	0-7	1		
					Others	480i
	41	YMG	0-3	Vivid	3	3
				Standard	3	3
				Movie	3	3
				Pro	3	3
	42	YEG	0, 1	1		
					Others	480i
	43	YEL	0-15	Vivid	6	6
				Standard	6	6
				Movie	6	6
				Pro	6	6

KV-40XBR800/42DRC800 SERVICE DATA LISTS

Category Name	No.	Item Name	Range	Initial Data		
3DNR					Others	480i
	44	YLM	0-127	Vivid	6	6
				Standard	6	6
				Movie	6	6
				Pro	6	6
					Others	480i
	45	CLV	0-15	Vivid	15	15
				Standard	10	10
				Movie	10	10
				Pro	8	8
	46	CNT	0, 1	1		
	47	CPL	0, 1	1		
					Others	480i
	48	CMG	0-3	Vivid	3	3
				Standard	3	3
				Movie	3	3
				Pro	3	3
					Others	480i
	49	CCR	0-31	Vivid	6	6
				Standard	6	6
				Movie	6	6
				Pro	6	6
					Others	480i
	50	CLM	0-127	Vivid	6	6
				Standard	6	6
				Movie	6	6
				Pro	6	6

KV-40XBR800/42DRC800 SERVICE DATA LISTS

Category Name	No.	Item Name	Range	Initial Data		
3DNR						
	51	NVSL	0-255	20		
	52	NVSH	0, 1	0		
	53	NHS	0-127	16		
	54	NVEL	0-255	244		
	55	NVEH	0, 1	0		
	56	NHE	0-127	120		
					Others	480i
	57	YNG	0-3	Vivid	3	3
				Standard	3	3
				Movie	3	3
				Pro	3	3
					Others	480i
	58	COR	0, 1	Vivid	0	0
				Standard	0	0
				Movie	0	0
				Pro	0	0
					Others	480i
	59	LPF	0, 1	Vivid	0	0
				Standard	0	0
				Movie	0	0
				Pro	0	0
					Others	480i
	60	YLT	0-15	Vivid	0	0
				Standard	0	0
				Movie	0	0
				Pro	0	0

KV-40XBR800/42DRC800 SERVICE DATA LISTS

Category Name	No.	Item Name	Range	Initial Data				
3DNR								
	61	YNC	0-15	Vivid	Others	480i		
				Standard	15	15		
				Movie	10	10		
				Pro	10	10		
					8	8		
	62	YCO	0, 1	Vivid	Others	480i		
				Standard	0	0		
				Movie	0	0		
			Pro	0	0			
63	ADTH	0, 1	0					
DRCV	0	MFVR	0, 1	0				
	1	ISEL	0, 1	1				
	2	ORES	0-255	Vivid	RF	CV/YC	V5/V6 480i	DVI
				Standard	128	128	128	128
				Movie	128	128	128	128
				Pro	128	128	133	128
	3	ONCT	0-255	Vivid	RF	CV/YC	V5/V6 480i	DVI
				Standard	128	128	128	128
				Movie	128	128	128	128
				Pro	128	128	128	128
				CUSTOM1	CUSTOM2	CUSTOM3		
4	AINI	0-127	0	49	79			
5	BINI	0-127	24	54	89			

KV-40XBR800/42DRC800 SERVICE DATA LISTS

Category Name	No.	Item Name	Range	Initial Data							
DRCV											
	6	FMAT	0, 1	0							
					Other		RF				
	7	FMTH	0-3	1	1						
	8	FSEL	0, 1	1							
	9	CDLY	0-3	2							
	10	LMIT	0, 1	0							
				Vivid	Standard	Movie	Pro				
	11	LMLV	0-3	2	2	2	2				
	12	LMSL	0, 1	1							
	13	VDLY	0-3	1							
	14	VDPR	0-3	3							
	15	WPLL	0-3	2							
	16	CRCT	0, 1	0							
				SNNR							
				1	2	3	4	5	6	7	
	17	NRA	0-255	0	0	0	0	0	0	0	
	18	NRB	0-255	128	128	128	128	128	128	128	
OP	0	DLY1	0-31	4							
	1	DLY2	0-31	12							
	2	DLY3	0-15	7							
	3	OSDH	0-255	20							
	4	HDPT	0, 1	1							
	5	MSBG	0-255	0							
	6	AACK	0-3	2							
	7	RAMW	0-3	0							

4-5. ID MAP TABLE

KV-32HS500/34DRC500

ID				32HS500	32HS500CND	34DRC500	34DRC500C
	0	ID0	0-255	89	89	89	89
	1	ID1	0-255	255	255	255	255
	2	ID2	0-255	239	239	239	239
	3	ID3	0-255	106	90	74	74
	4	ID4	0-255	203	203	251	251
	5	ID5	0-255	243	243	243	243
	6	ID6	0-255	62	62	62	62
	7	ID7	0-255	16	16	80	80

KV-32HV600

ID				32HV600
	0	ID0	0-255	89
	1	ID1	0-255	255
	2	ID2	0-255	239
	3	ID3	0-255	107
	4	ID4	0-255	203
	5	ID5	0-255	243
	6	ID6	0-255	126
	7	ID7	0-255	24

KV-34XBR800

ID				34XBR800	34XBR800CND
	0	ID0	0-255	89	89
	1	ID1	0-255	255	255
	2	ID2	0-255	239	239
	3	ID3	0-255	107	91
	4	ID4	0-255	203	203
	5	ID5	0-255	243	243
	6	ID6	0-255	126	126
	7	ID7	0-255	25	25

KV-36HS500/38DRC500

ID				36HS500	36HS500CND	36HS500H	38DRC500	38DRC500C
	0	ID0	0-255	89	89	89	89	89
	1	ID1	0-255	255	255	255	255	255
	2	ID2	0-255	239	239	239	239	239
	3	ID3	0-255	106	90	106	74	74
	4	ID4	0-255	203	203	203	251	251
	5	ID5	0-255	243	243	243	243	243
	6	ID6	0-255	62	62	62	62	62
	7	ID7	0-255	16	16	16	80	80

KV-36XBR800


ID				36XBR800	36XBR800CND	36XBR800H
	0	ID0	0-255	89	89	89
	1	ID1	0-255	255	255	255
	2	ID2	0-255	239	239	239
	3	ID3	0-255	107	91	107
	4	ID4	0-255	203	203	251
	5	ID5	0-255	243	243	243
	6	ID6	0-255	126	126	126
	7	ID7	0-255	24	24	24

KV-40XBR800/42DRC800

ID				40XBR800	40XBR800CND	42DRC800	40DRC800H
	0	ID0	0-255	89	89	89	89
	1	ID1	0-255	255	255	255	255
	2	ID2	0-255	239	239	239	239
	3	ID3	0-255	107	91	75	107
	4	ID4	0-255	203	203	251	251
	5	ID5	0-255	243	243	243	243
	6	ID6	0-255	126	126	126	126
	7	ID7	0-255	24	24	88	24

SECTION 5: DIAGRAMS

5-1. CIRCUIT BOARDS LOCATION



5-2. PRINTED WIRING BOARDS AND SCHEMATIC DIAGRAMS INFORMATION

All capacitors are in μF unless otherwise noted. pF : μF 50VV or less are not indicated except for electrolytics and tantalums.

All electrolytics are in 50V unless otherwise specified.

All resistors are in ohms. $\text{k}\Omega=1000\Omega$, $\text{M}\Omega=1000\text{k}\Omega$

Indication of resistance, which does not have one for rating electrical power, is as follows: Pitch : 5mm

Rating electrical power : $\frac{1}{4}$ W

$\frac{1}{4}$ W in resistance, $\frac{1}{10}$ W and $\frac{1}{16}$ W in chip resistance.

: nonflammable resistor

: fusible resistor

Δ : internal component

: panel designation and adjustment for repair

\perp : earth ground

$\text{---}\diagup\text{---}$: earth-chassis

All variable and adjustable resistors have characteristic curve B, unless otherwise noted.

Readings are taken with a color-bar signal input.

Readings are taken with a 10M Ω digital multimeter.

Voltages are DC with respect to ground unless otherwise noted.

Voltage variations may be noted due to normal production tolerances.

All voltages are in V.

S : Measurement impossibility.

: B+line.

: B-line. (Actual measured value may be different).

: signal path. (RF)

The components identified by shading and Δ symbol are critical for safety. Replace only with part number specified.

The symbol indicates a fast operating fuse and is displayed on the component side of the board. Replace only with fuse of the same rating as marked.

Les composants identifiés par un trame et une marque Δ sont critiques pour la sécurité. Ne les remplacer que par une pièce portant le numéro spécifié.

Le symbole indique une fusible à action rapide. Doit être remplacé par une fusible de même valeur, comme marqué.

Circled numbers are waveform references.

The components identified by in this basic schematic diagram have been carefully factory-selected for each set in order to satisfy regulations regarding X-ray radiation. Should replacement be necessary, replace only with the value originally used.

When replacing components identified by , make the necessary adjustments as indicated. If the results do not meet the specified value, change the component identified by and repeat the adjustment until the specified value is achieved.

When replacing the parts listed in the table below, it is important to perform the related adjustments.

Part Replaced ()	Adjustment ()
D BOARD: IC6503, IC8001, IC8005, IC8004, IC8104, D8022, R8016, R8079, R8046, R8052, R8014, R8015, R8017, R8078, R8072, R8082, R8091, R8095	HV ADJUST RV8002

REFERENCE INFORMATION

RESISTOR

: RN METAL FILM
 : RC SOLID
 : FPRD NONFLAMMABLE CARBON
 : FUSE NONFLAMMABLE FUSIBLE
 : RW NONFLAMMABLE WIREWOUND
 : RS NONFLAMMABLE METAL OXIDE
 : RB NONFLAMMABLE CEMENT
 : \times ADJUSTMENT RESISTOR

COIL

: LF-8L MICRO INDUCTOR

CAPACITOR

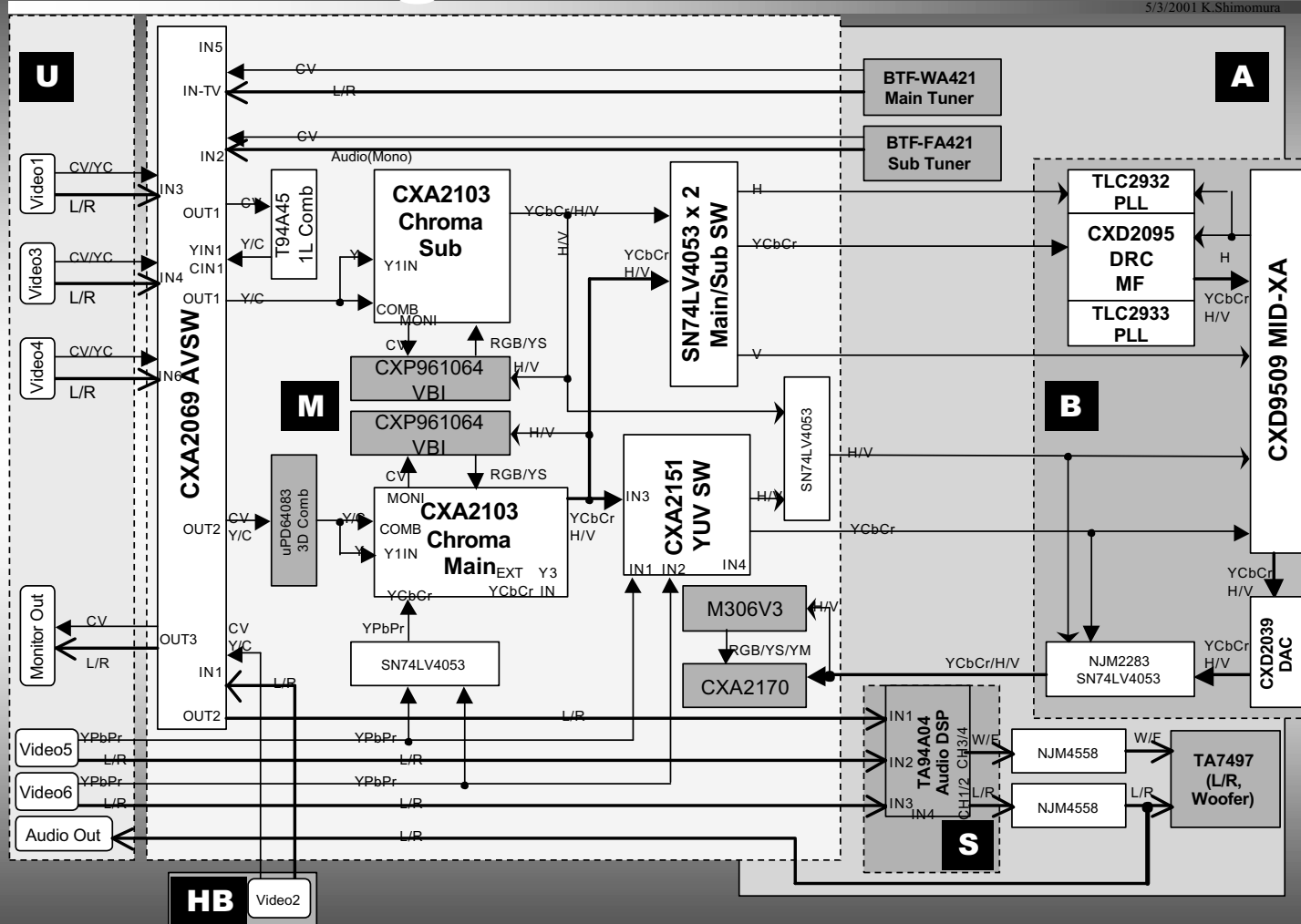
: TA TANTALUM
 : PS STYROL
 : PP POLYPROPYLENE
 : PT MYLAR
 : MPS METALIZED POLYESTER
 : MPP METALIZED POLYPROPYLENE
 : ALB BIPOLAR
 : ALT HIGH TEMPERATURE
 : ALR HIGH RIPPLE

5-3. BLOCK DIAGRAM AND SCHEMATICS

BLOCK DIAGRAMS (1 OF 4)

Signal Flow – HS

5/3/2001 K.Shimomura

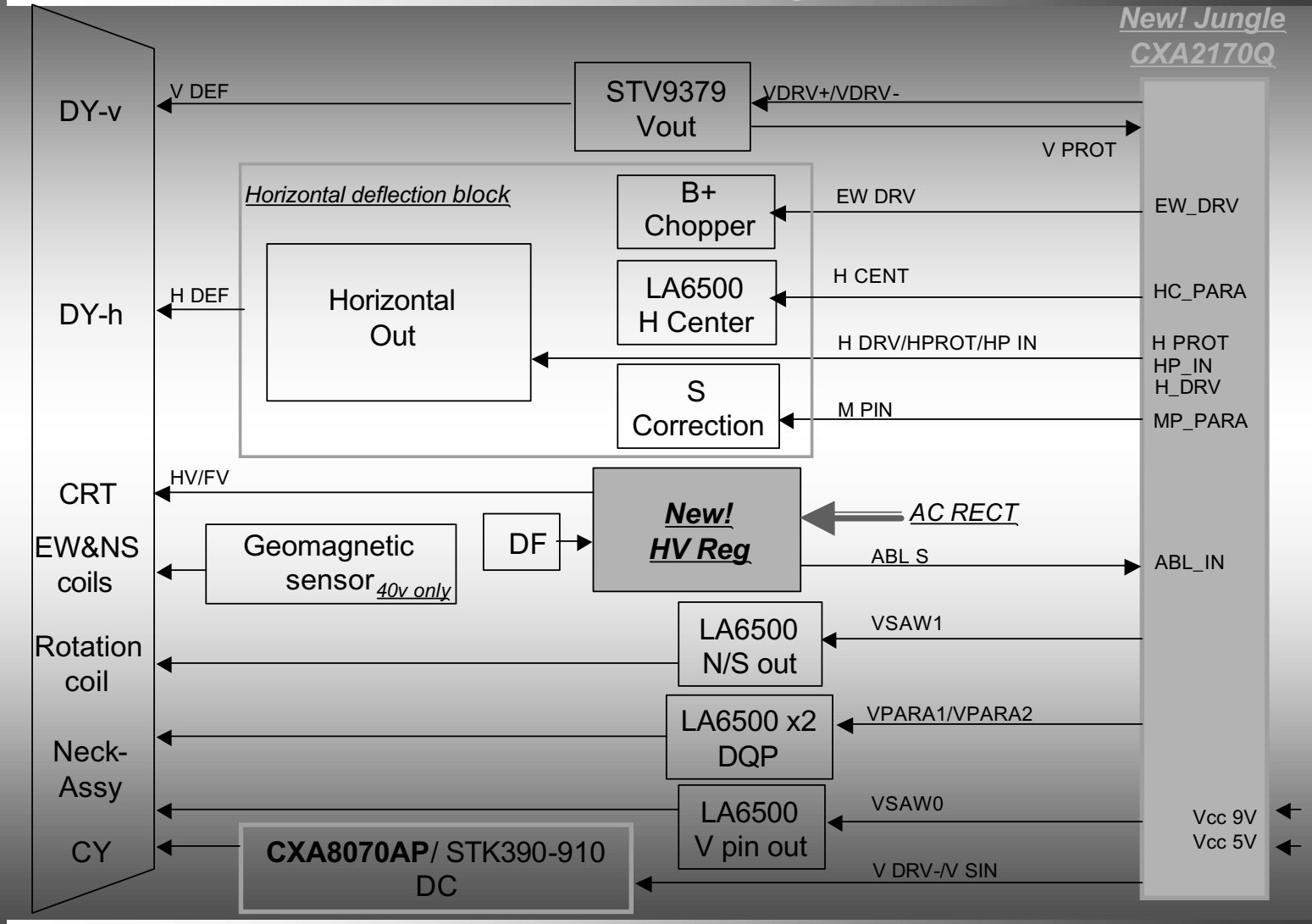


5/3/2001 K.Shimomura



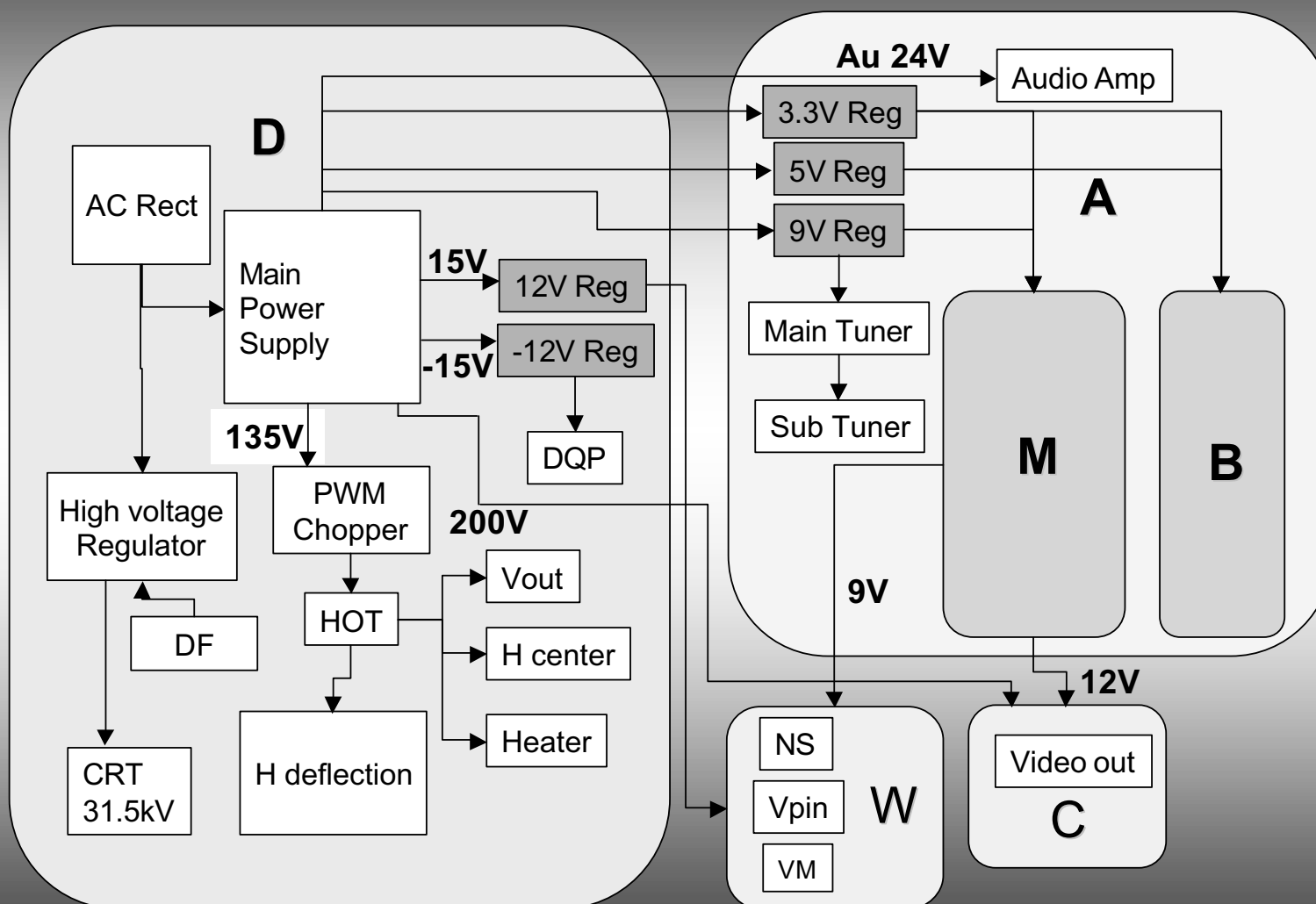
BLOCK DIAGRAMS (3 OF 4)

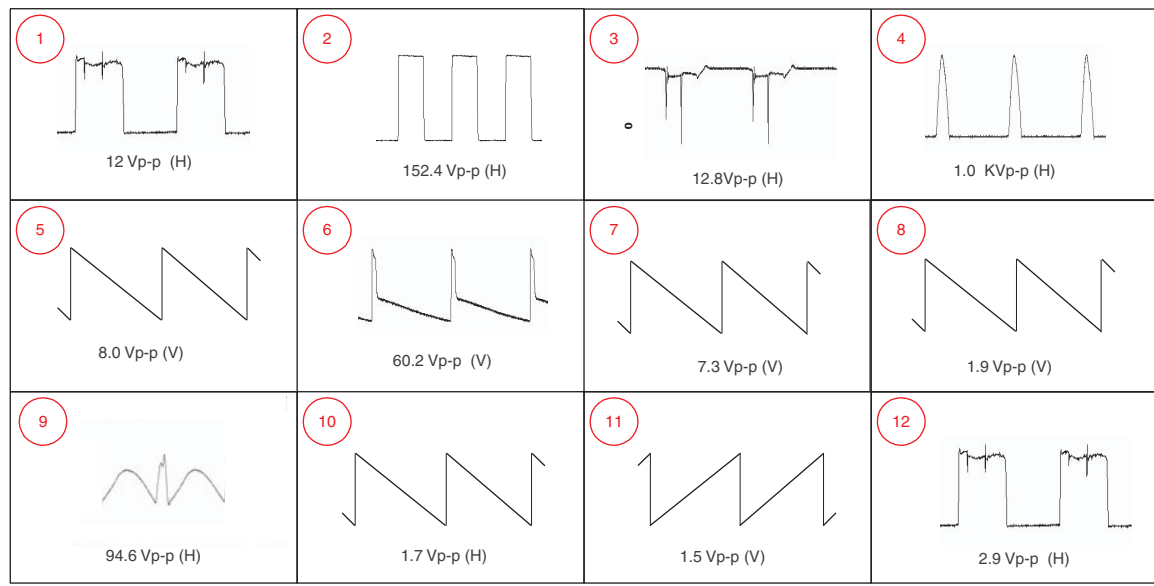
Deflection & HV System Block



BLOCK DIAGRAMS (4 OF 4)

Power Supply Load Map

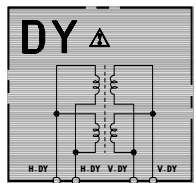




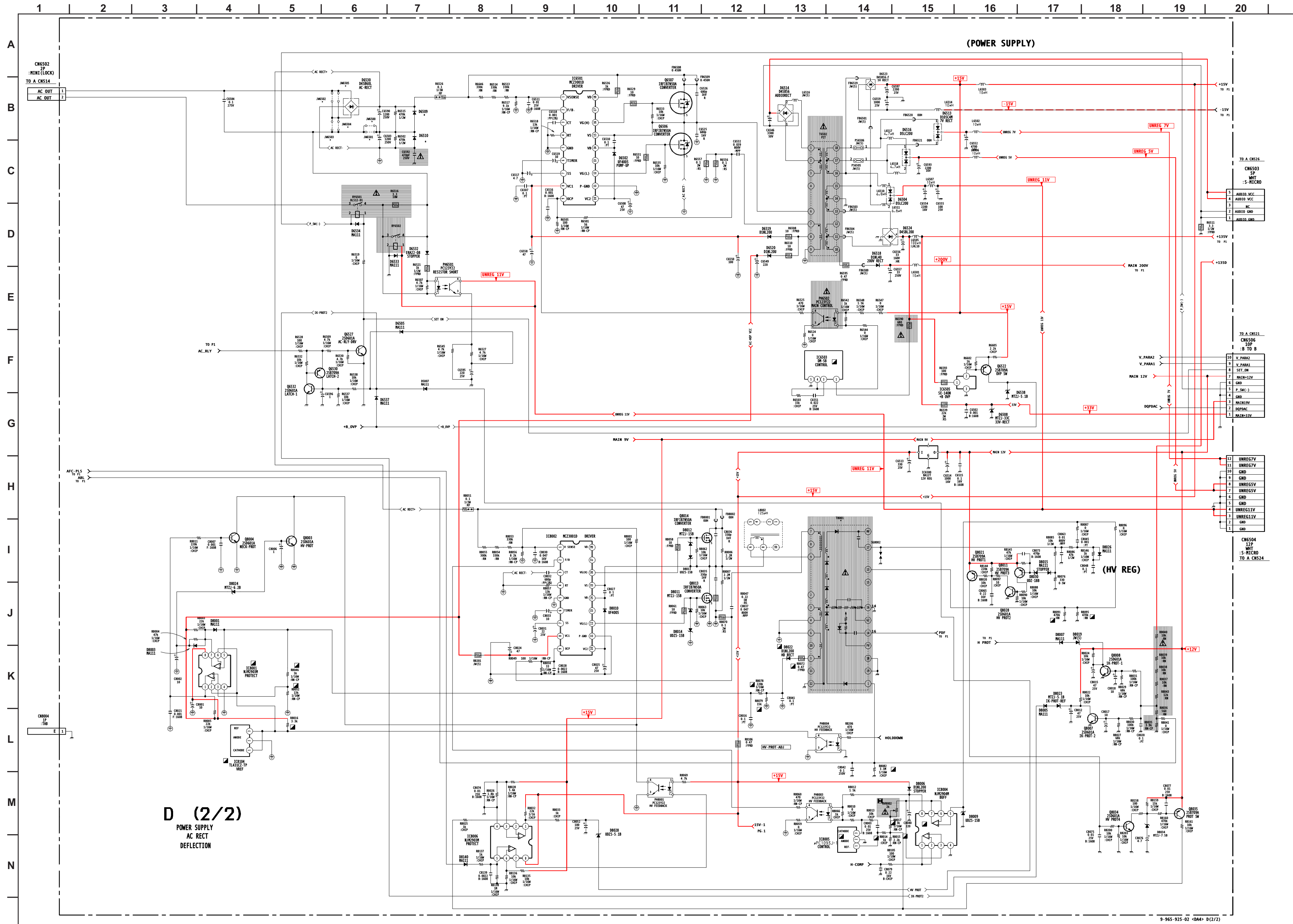
D BOARD IC VOLTAGE LIST

IC5001		IC5007		2	1.0	6	0.0	6	0.0
PIN	VOLT	PIN	VOLT	3	-15.8	7	4.6	7	4.6
1	10.9	1	2.4	4	1.7	8	17.9	8	17.9
2	10.9	2	0.7	5	12.0	9	0.0	9	0.0
3	N/C	3	9.0	IC5511		10	10.5	10	10.5
4	GND	4	1.6	PIN	VOLT	11	GND	11	GND
5	3.9	5	GND	1	4.0	12	4.8	12	4.8
6	3.9	6	3.9	2	5.8	13	N/C	13	N/C
7	4.7	7	2.7	3	5.8	14	151.8	14	151.8
8	12.0	8	0.4	4	GND	15	142.2	15	142.2
IC5002		9	3.0	5	2.6	16	146.3	16	146.3
PIN	VOLT	10	N/C	6	2.6	17	N/C	17	N/C
1	5.6	11	N/C	7	7.6	18	306.1	18	306.1
2	2.6	12	GND	8	12.0	IC6503		IC8004	
3	5.9	13	N/C	IC5512		PIN	VOLT	PIN	VOLT
4	GND	14	0.7	PIN	VOLT	1	133.8	1	6.9
5	5.1	IC5502		I	-15.2	2	N/C	2	6.9
6	5.6	PIN	VOLT	O	-12.0	3	2.5	3	6.9
7	4.8	1	6.9	G	GND	4	11.0	4	GND
8	12.0	2	0.5	IC5515		5	GND	5	6.9
IC5004		3	12.0	PIN	VOLT	IC6505		6	6.9
PIN	VOLT	4	2.7	1	0.0	PIN	VOLT	7	6.9
1	1.2	5	3.7	2	0.0	1	134.8	8	15.0
2	14.1	6	2.6	3	0.0	2	15.4	IC8005	
3	-13.1	7	4.4	4	-11.9	3	GND	PIN	VOLT
4	-15.3	8	N/C	5	6.0	IC8001		1	2.5
5	0.0	9	N/C	6	6.0	PIN	VOLT	2	GND
6	14.6	10	N/C	7	6.0	1	0.1	3	9.9
7	1.2	11	N/C	8	9.0	2	2.5	IC8006	
IC5005		12	GND	IC6500		3	2.1	PIN	VOLT
PIN	VOLT	13	N/C	PIN	VOLT	4	GND	1	0.0
1	99.4	14	N/C	I	15.0	5	2.3	2	2.5
2	99.1	IC5504		O	12.0	6	2.5	3	2.2
3	94.6	PIN	VOLT	G	GND	7	0.0	4	GND
4	98.8	1	1.6	4	N/C	8	17.5	5	7.5
5	105.0	2	1.6	IC6501		IC8002		6	4.5
IC5006		3	GND	PIN	VOLT	PIN	VOLT	7	14.8
PIN	VOLT	4	5.4	1	2.8	1	2.6	8	15.0
I	7.7	5	12.0	2	1.8	2	1.8	IC8104	
O	6.3	IC5506		3	2.2	3	2.2	PIN	VOLT
G	GND	PIN	VOLT	4	2.5	4	2.5	1	2.5
VC	N/C	1	1.0	5	GND	5	GND	2	GND
								3	2.5

All voltages are in V.



D BOARD SCHEMATIC DIAGRAM (2 OF 2)



D BOARD TRANSISTOR VOLTAGE LIST

	B	C	E		B	C	E
Q5001	4.8	12	4.9	Q5505	0.4	9.0	0.0
Q5002	4.8	GND	4.9	Q5506	0.0	2.7	GND
Q5004	133.3	3.7	132.7	Q5510	0.7	8.3	0.8
Q5005	0.0	14.1	0.2	Q5512	4.4	12.0	3.8
Q5006	11.2	12.0	10.7	Q5513	1.3	8.7	4.2
Q5009	0.0	0.1	GND	Q5568	6.9	12.0	7.0
Q5010	0.1	0.8	GND	Q5569	6.9	0.0	7.0
Q5012	3.4	97.5	2.9	Q6522	15.4	0.0	15.4
Q5013	2.8	GND	3.4	Q6527	0.8	0.1	GND
Q5018	0.7	0.0	GND	Q6530	3.2	0.0	3.2
Q5019	2.2	9.0	2.1	Q6532	0.0	3.2	GND
Q5020	2.2	GND	2.1	Q8003	0.1	2.6	GND
Q5021	0.9	9.0	1.3	Q8004	0.1	2.6	GND
Q5022	0.6	GND	1.2	Q8007	0.6	0.1	GND
Q5023	0.2	3.9	GND	Q8008	0.6	0.1	GND
Q5024	2.4	9.0	2.2	Q8011	11.9	0.0	12.0
Q5025	0.9	-15.0	1.3	Q8015	0.6	0.0	GND
Q5026	3.8	9.0	3.8	Q8016	132.6	132.4	133.3
Q5027	3.8	0.0	3.8	Q8018	0.0	86.6	GND
Q5030	0.0	84.3	GND	Q8019	0.6	0.0	GND
Q5035	0.0	2.1	GND	Q8020	0.0	0.6	GND
Q5036	0.2	3.8	GND	Q8021	11.7	0.0	12.0
Q5043	0.1	2.4	GND	Q8022	3.4	GND	3.5
Q5044	0.0	0.1	GND	Q8023	3.4	9.0	3.5
Q5501	0.5	3.4	GND	Q8028	0.0	11.7	GND
Q5502	0.0	6.9	GND	Q8034	0.0	12.0	GND
Q5503	0.0	0.5	GND	Q8035	11.6	2.5	12.0
Q5504	0.2	-12.0	0.8				

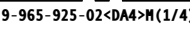
	D	G	S
Q5003	10.9	128.8	135.0
Q5028	63.9	3.8	GND
Q5031	14.6	2.1	GND
Q5507	10.5	6.9	GND
Q6506	140.1	4.8	GND
Q6507	305.6	145.1	140.1
Q8013	136.0	4.5	GND
Q8014	305.0	131.0	136.0

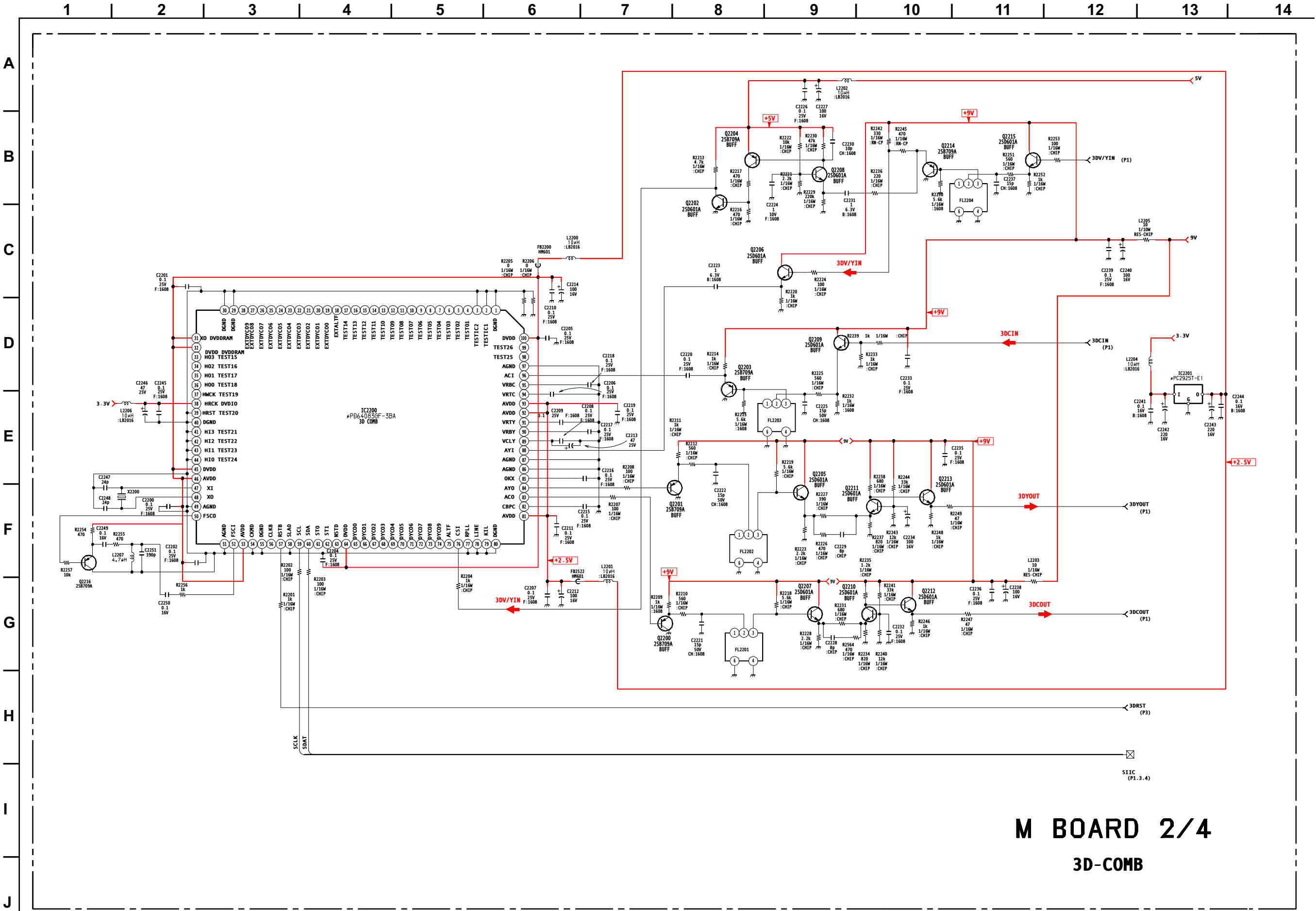
All voltages are in V.



D BOARD LOCATOR LIST

DIODE		D8007	E-8	Q5013	H-12
D5001	F-6	D8009	C-8	Q5014	I-7
D5002	F-6	D8010	B-6	Q5018	H-6
D5003	G-9	D8011	B-5	Q5019	E-7
D5004	F-10	D8012	B-6	Q5020	E-8
D5005	F-5	D8013	A-5	Q5021	G-5
D5006	H-6	D8014	B-5	Q5022	H-6
D5007	D-8	D8015	B-10	Q5023	G-5
D5008	H-7	D8016	C-10	Q5024	G-6
D5010	H-7	D8017	C-10	Q5025	G-5
D5011	H-11	D8018	D-12	Q5026	G-6
D5014	F-7	D8019	D-9	Q5027	G-6
D5016	H-10	D8022	C-7	Q5028	F-10
D5017	H-10	D8023	C-9	Q5030	F-11
D5018	G-7	D8024	B-7	Q5031	E-8
D5019	G-5	D8026	C-10	Q5035	H-8
D5023	G-11	D8028	E-8	Q5036	G-6
D5027	H-8	D8030	B-10	Q5501	H-4
D5028	G-6	D8034	D-7	Q5502	G-4
D5032	H-11	D8140	F-5	Q5503	H-4
D5035	G-7	IC		Q5504	F-1
D5036	G-7	IC5001	G-7	Q5505	F-1
D5501	H-5	IC5002	H-7	Q5506	G-5
D5502	G-4	IC5004	F-6	Q5507	G-3
D5504	G-1	IC5005	H-12	Q5510	H-3
D5506	G-4	IC5006	E-6	Q5512	H-2
D5508	G-1	IC5007	H-6	Q5513	H-1
D5511	H-3	IC5502	G-4	Q5568	G-4
D5512	G-1	IC5504	G-2	Q5569	G-3
D5513	H-4	IC5506	F-3	Q6506	C-4
D5514	G-3	IC5511	G-2	Q6507	B-4
D5515	H-4	IC5512	F-1	Q6522	F-3
D6502	C-4	IC5515	H-4	Q6527	C-1
D6504	E-2	IC6500	H-2	Q6530	D-1
D6505	C-1	IC6501	B-5	Q6532	C-1
D6508	G-4	IC6503	F-4	Q8003	B-7
D6509	A-3	IC6505	G-4	Q8004	B7
D6510	B-3	IC8001	D-6	Q8007	C-9
D6513	D-2	IC8002	B-6	Q8008	E-9
D6514	D-2	IC8004	D-8	Q8011	B-10
D6516	D-2	IC8005	D-6	Q8013	B-6
D6518	E-5	IC8006	D-8	Q8014	A-5
D6519	C-5	IC8104	C-5	Q8015	C-11
D6520	C-5	TRANSISTOR		Q8016	C-11
D6523	E-3	Q5001	F-10	Q8018	D-10
D6524	F-4	Q5002	F-10	Q8019	E-11
D6530	A-2	Q5003	F-9	Q8020	D-11
D6532	B-2	Q5004	F-5	Q8021	B-10
D6533	C-1	Q5005	F-6	Q8022	D-10
D6534	B-1	Q5006	G-7	Q8023	D-10
D6537	G-5	Q5007	G-7	Q8028	C-10
D6538	F-3	Q5008	H-7	Q8034	D-7
D8001	C-6	Q5009	F-6	Q8035	D-7
D8003	C-5	Q5010	F-5		
D8005	D-8	Q5011	I-7		
D8006	D-8	Q5012	I-11		



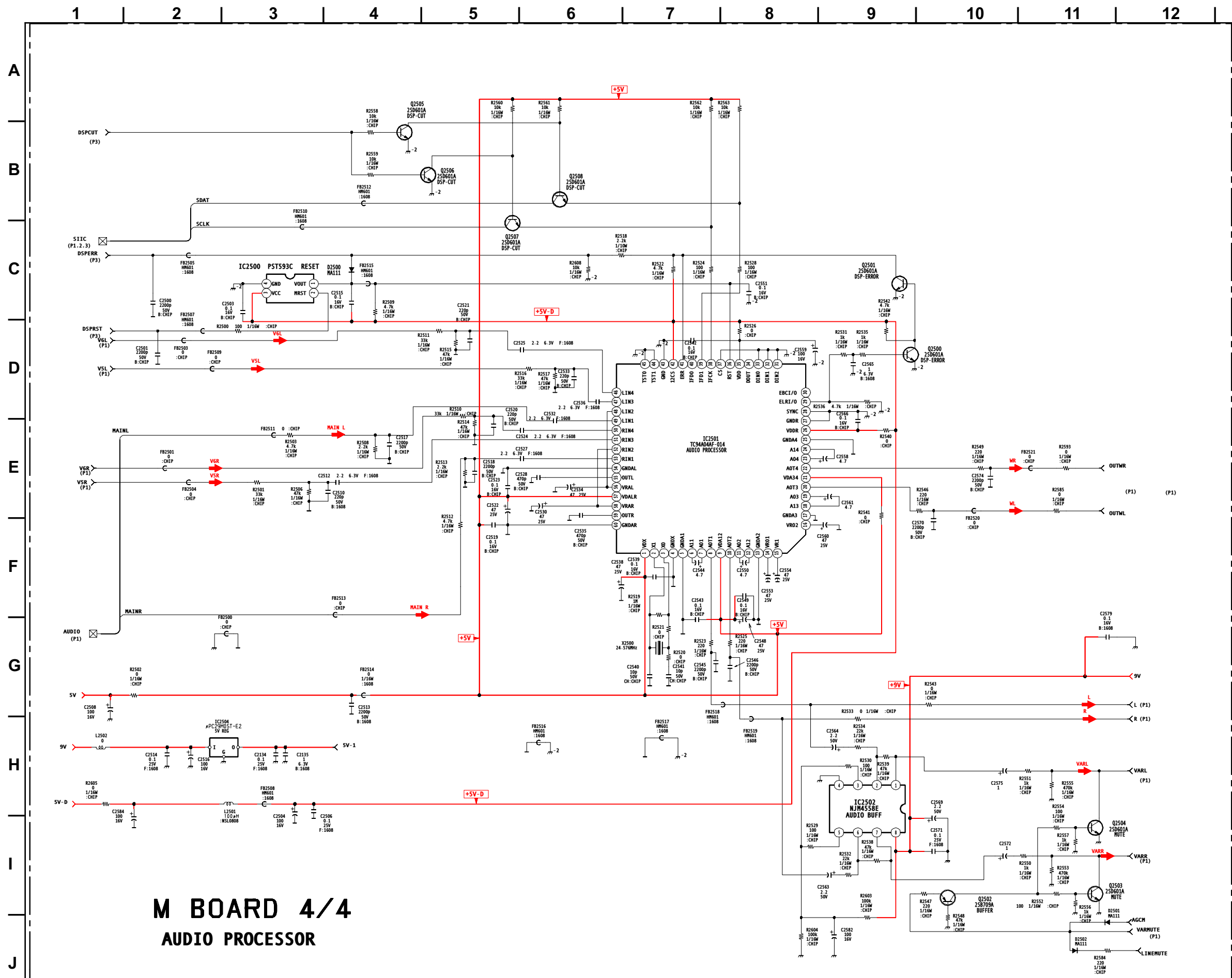


M BOARD 2/4
3D-COMB

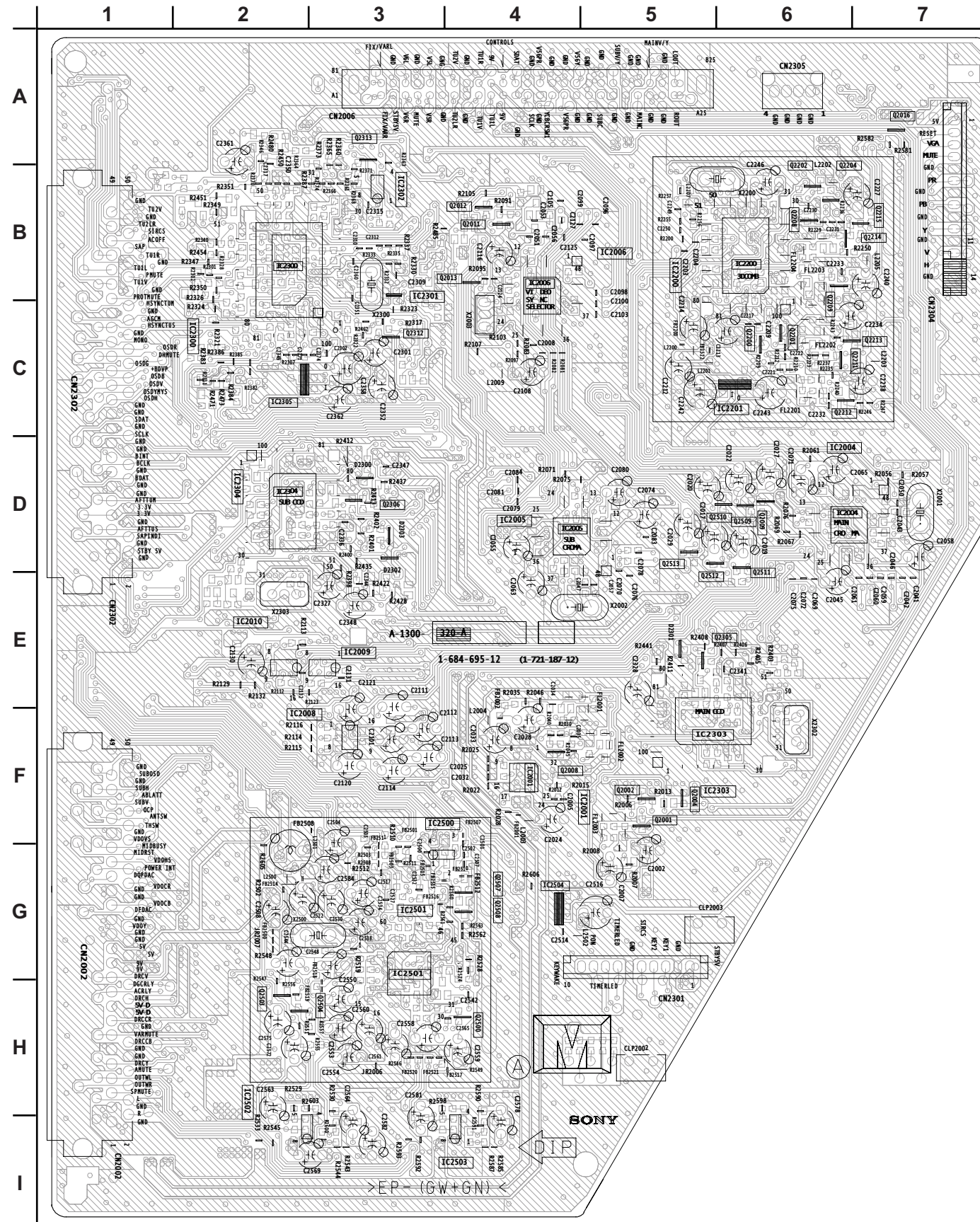


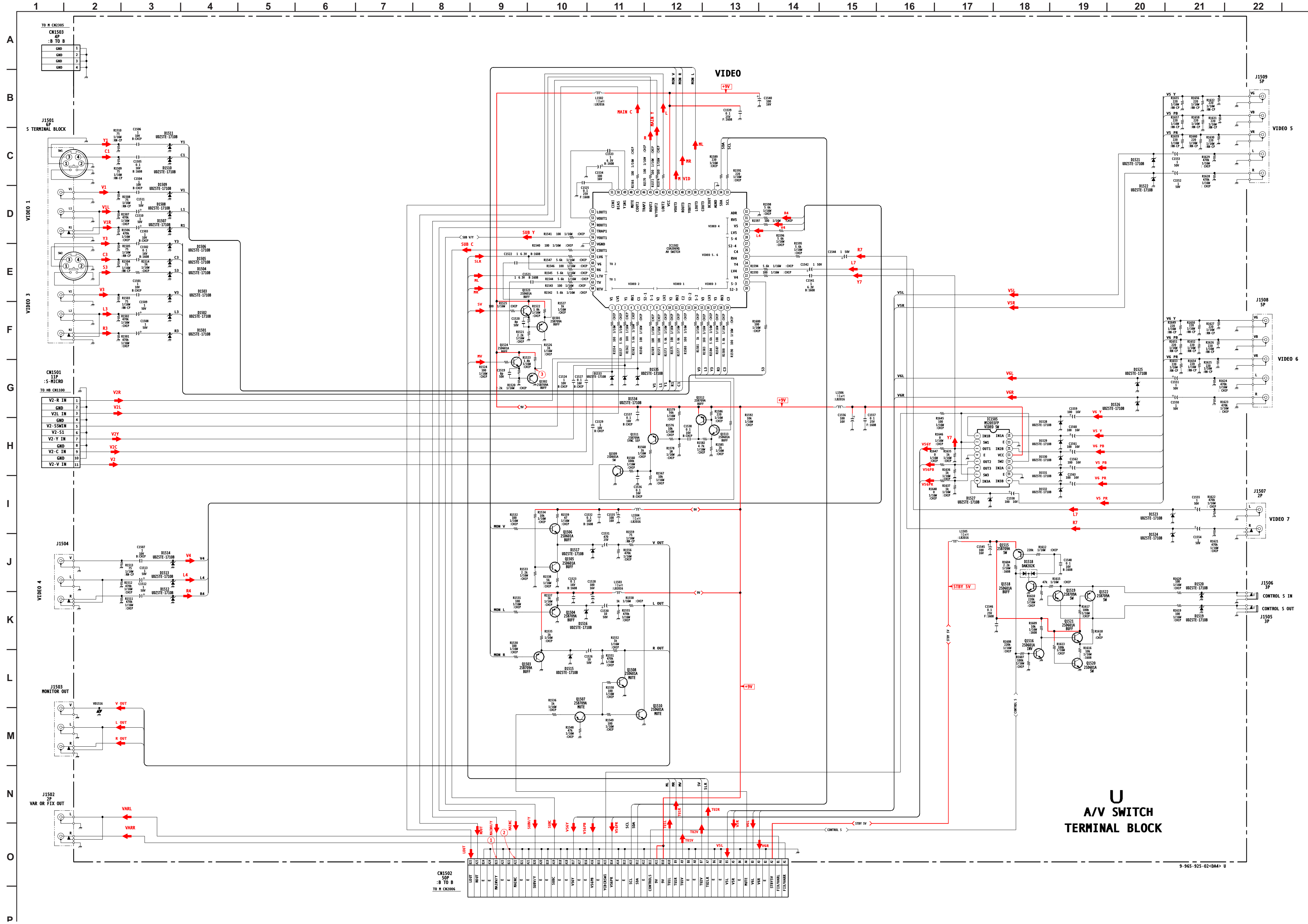
M BOARD SCHEMATIC DIAGRAM (4 OF 4)

KV-32HS500/32HV600/34DRC500/34XBR800/36HS500/
36XBR800/38DRC500/40XBR800/42DRC800

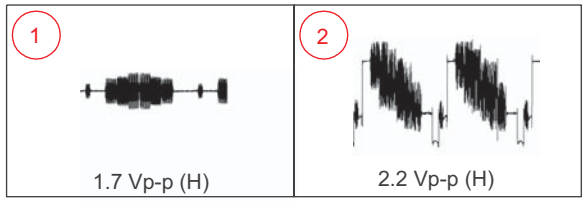


CONDUCTOR SIDE





U BOARD WAVEFORMS



U BOARD IC VOLTAGE LIST

IC1502		21	4.9	43	4.5	IC1505		PIN	VOLT
PIN	VOLT	22	3.9	44	4.3	PIN	VOLT	1	4.7
1	3.9	23	4.5	45	4.5	1	4.7	2	0.0
2	4.5	24	N/C	46	N/C	2	0.0	3	3.2
3	3.9	25	4.5	47	4.4	3	3.2	4	GND
4	4.5	26	N/C	48	N/C	4	GND	5	3.2
5	4.5	27	N/C	49	4.9	5	3.2	6	3.2
6	N/C	28	N/C	50	4.5	6	3.2	7	0.0
7	4.9	29	4.5	51	4.5	7	0.0	8	4.6
8	4.3	30	3.9	52	N/C	8	4.6	9	4.6
9	4.5	31	4.5	53	4.4	9	4.6	10	GND
10	3.9	32	GND	54	N/C	10	GND	11	4.7
11	4.5	33	4.6	55	N/C	11	4.7	12	0.0
12	4.5	34	4.6	56	4.1	12	0.0	13	9.0
13	N/C	35	GND	57	GND	13	9.0	14	4.7
14	4.9	36	N/C	58	4.4	14	4.7	15	GND
15	3.9	37	N/C	59	4.5	15	GND	16	4.7
16	4.5	38	4.5	60	5.0	16	4.7	17	4.5
17	3.9	39	N/C	61	4.5	17	4.5	18	4.5
18	4.5	40	4.5	62	4.5	18	4.5	19	4.9
19	4.5	41	4.4	63	4.9	19	4.9	20	4.5
20	N/C	42	9.0	64	4.5	20	4.5	All voltages are in V.	

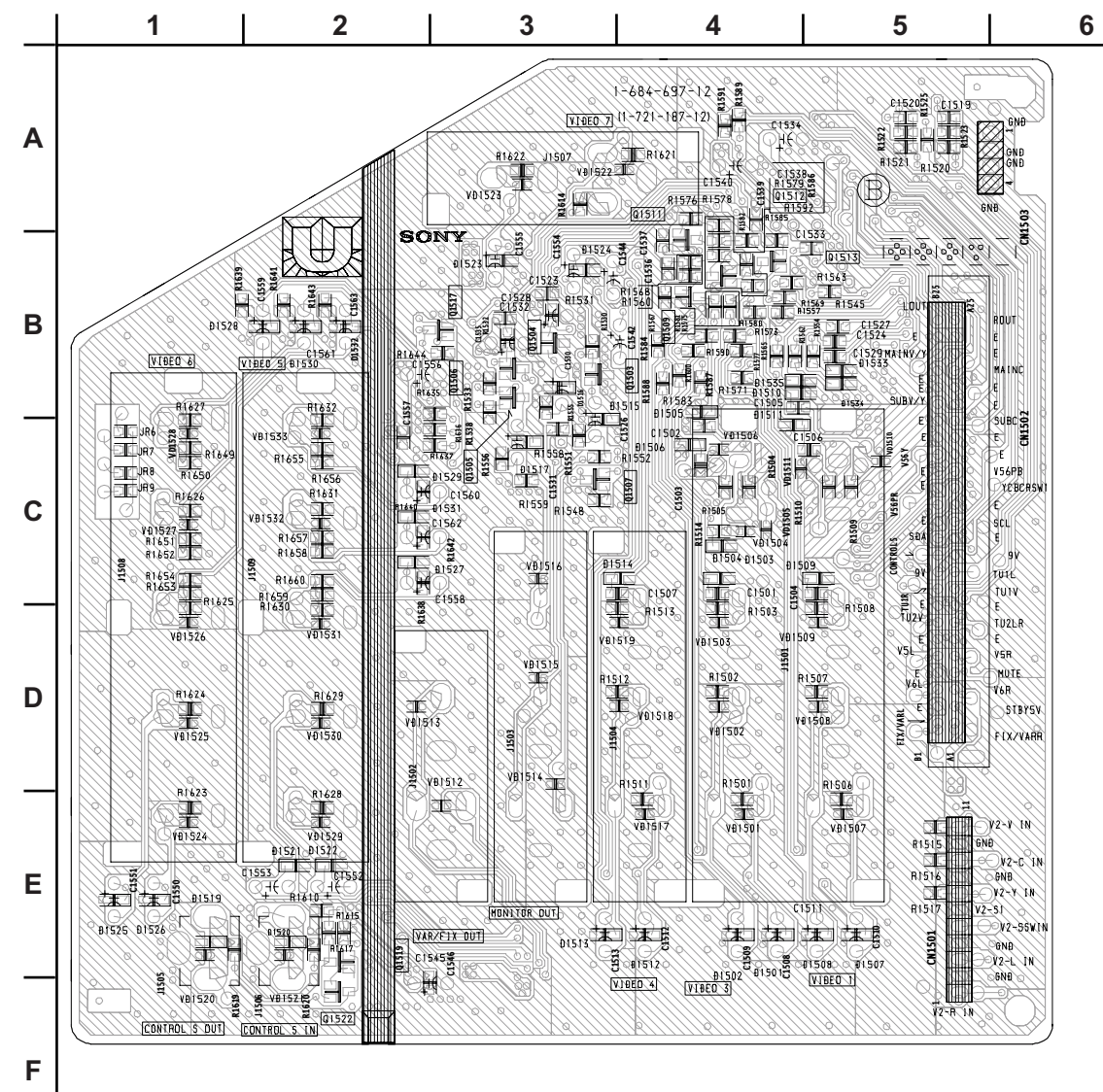
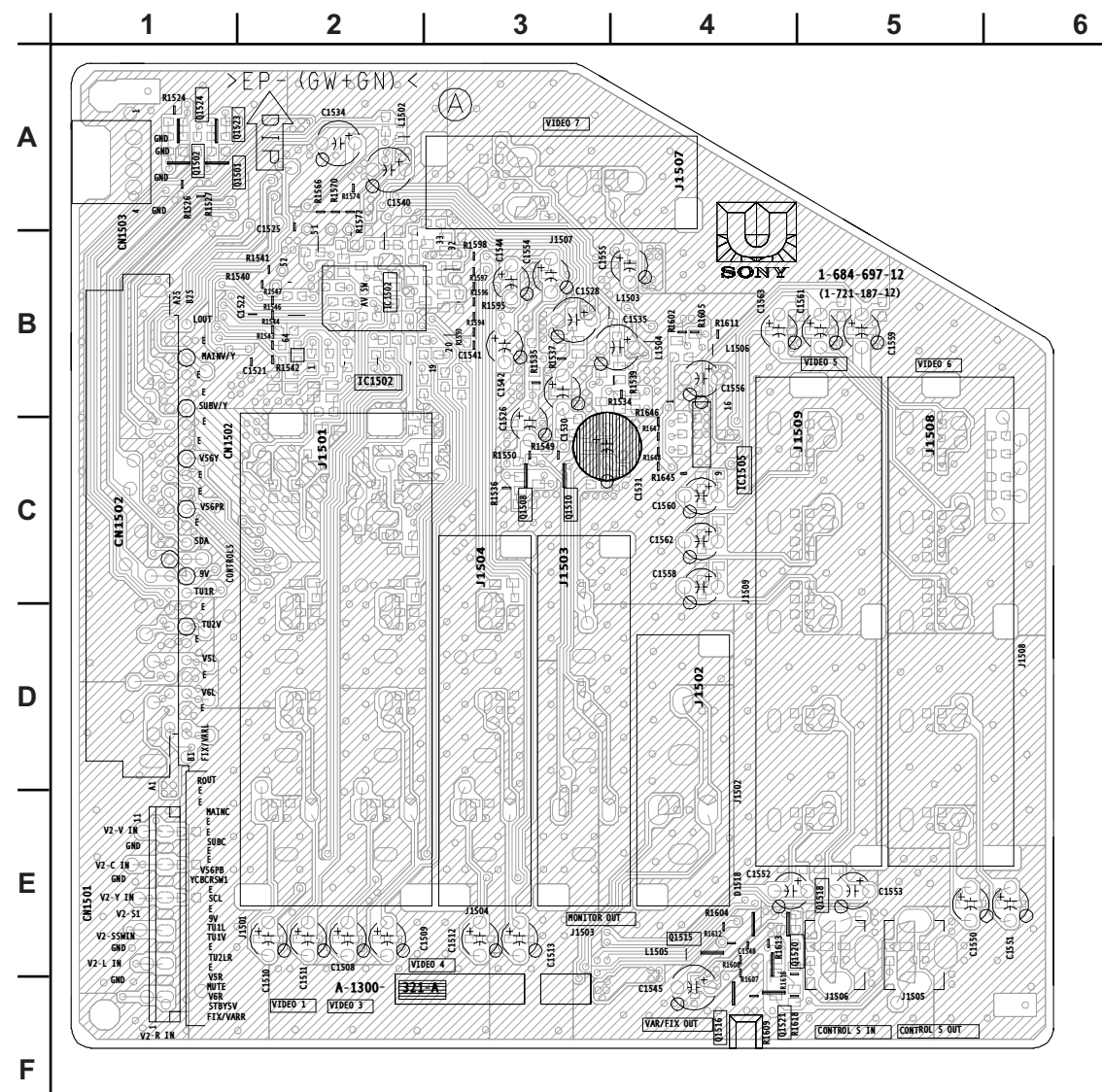
U BOARD TRANSISTOR TABLE

	B	C	E
Q1501	2.0	GND	2.7
Q1502	3.3	GND	4.0
Q1503	4.5	GND	5.2
Q1504	4.5	GND	5.2
Q1505	1.6	3.7	0.9
Q1506	4.4	8.3	3.8
Q1507	0.0	0.0	0.0
Q1508	0.0	0.0	GND
Q1509	0.0	4.9	GND
Q1510	0.0	0.0	GND
Q1511	8.5	0.0	9.0
Q1512	8.4	5.3	9.0
Q1513	3.8	8.4	3.2
Q1515	4.9	4.2	5.0
Q1516	0.6	0.1	GND
Q1518	0.0	4.9	GND
Q1519	5.0	0.0	0.0
Q1520	0.6	0.0	GND
Q1521	0.1	5.0	0.0
Q1522	5.0	0.0	0.0
Q1523	4.5	9.0	3.9
Q1524	6.5	9.0	3.9

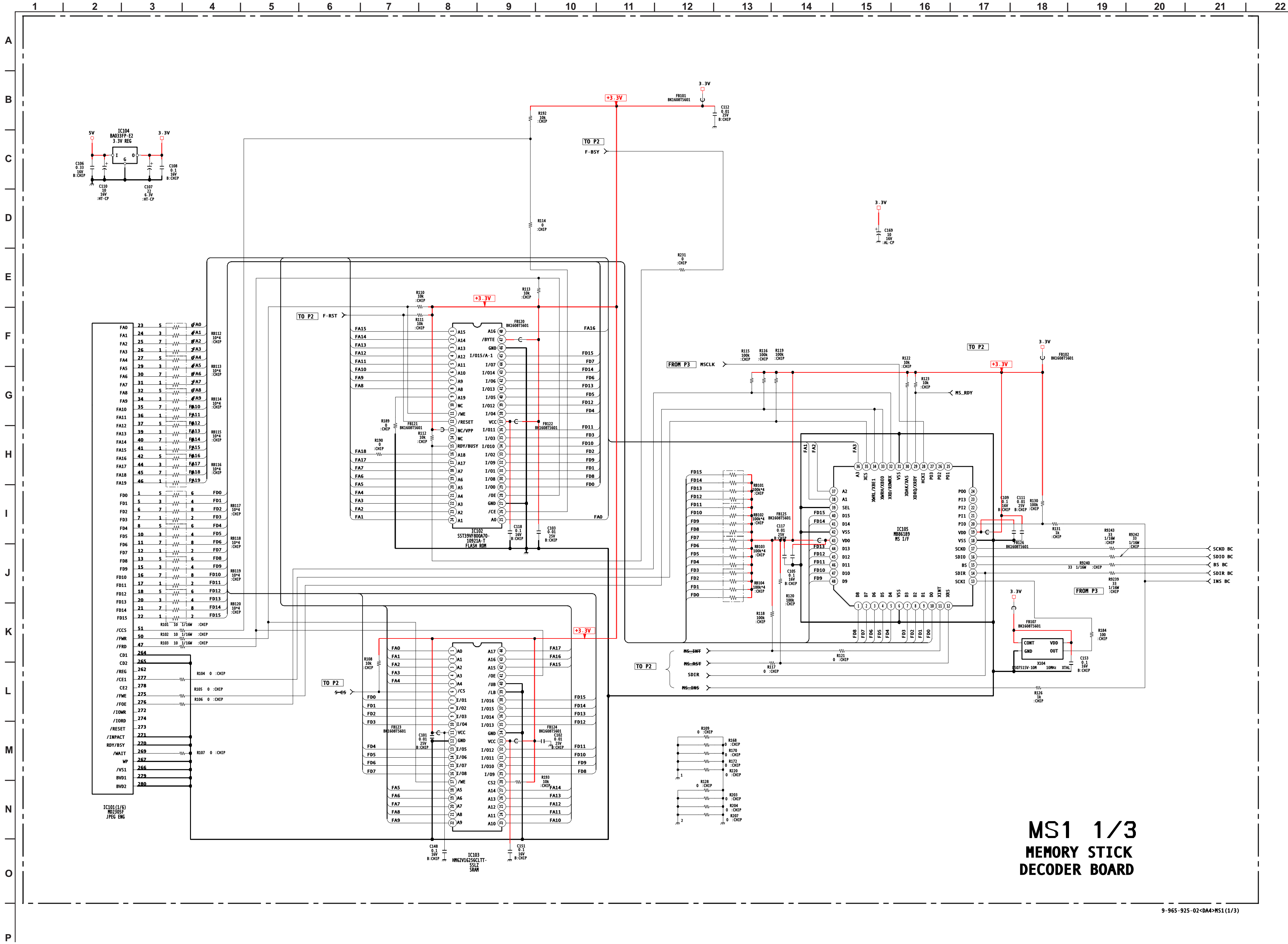
All voltages are in V.

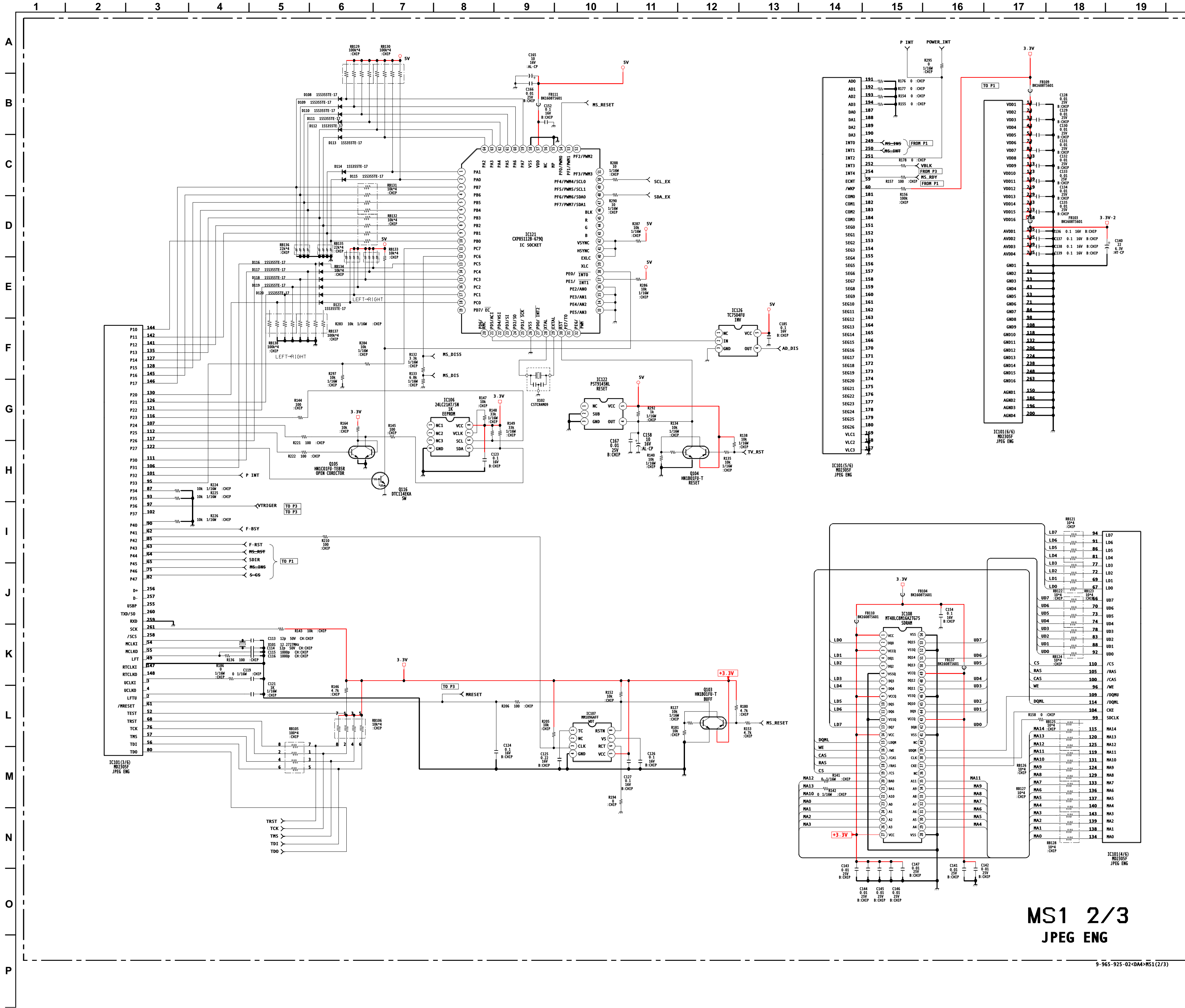
U
A/V SWITCH
TERMINAL BLOCK

CONDUCTOR SIDE



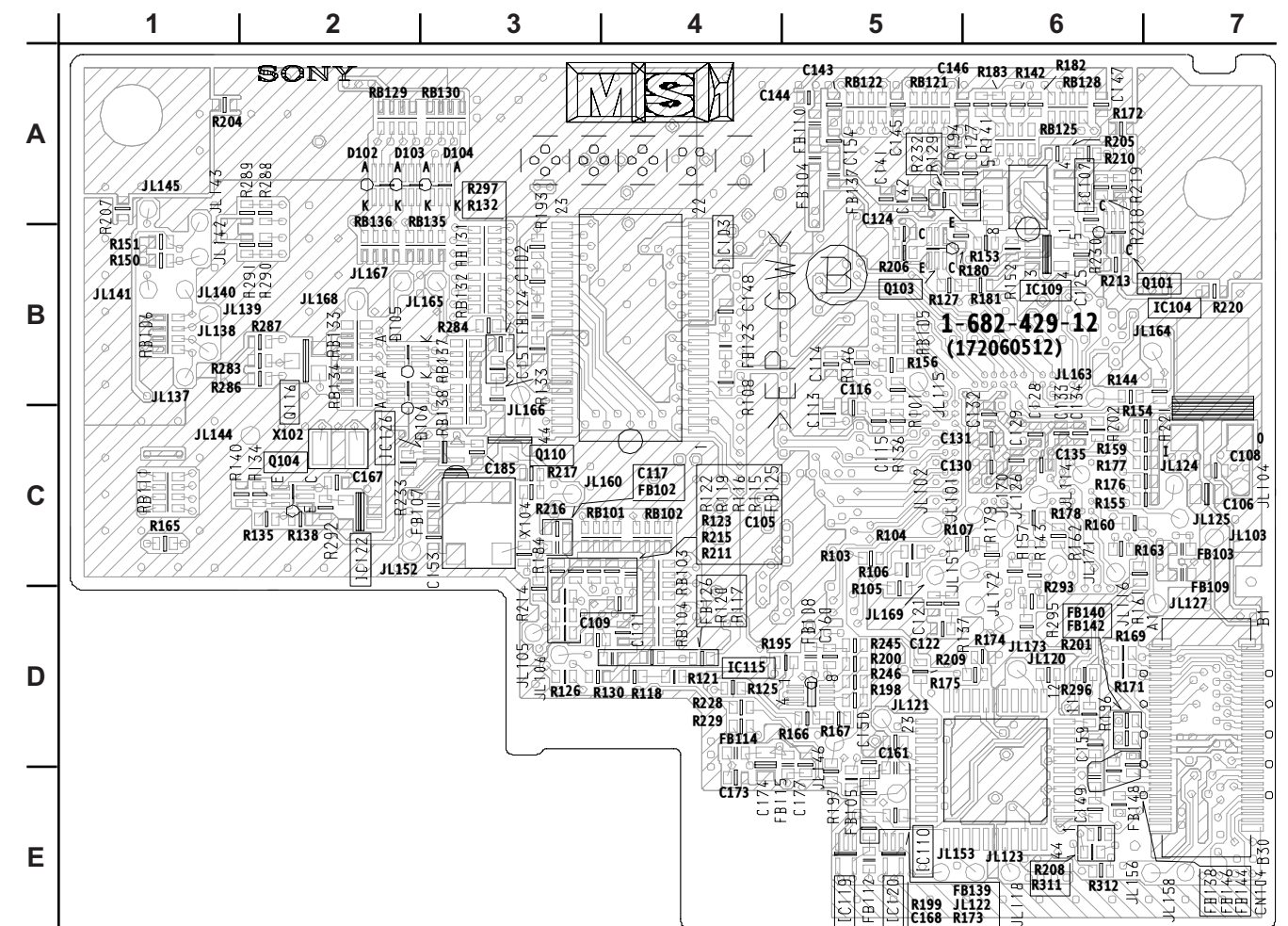
MS1 BOARD SCHEMATIC DIAGRAM (1 OF 3)



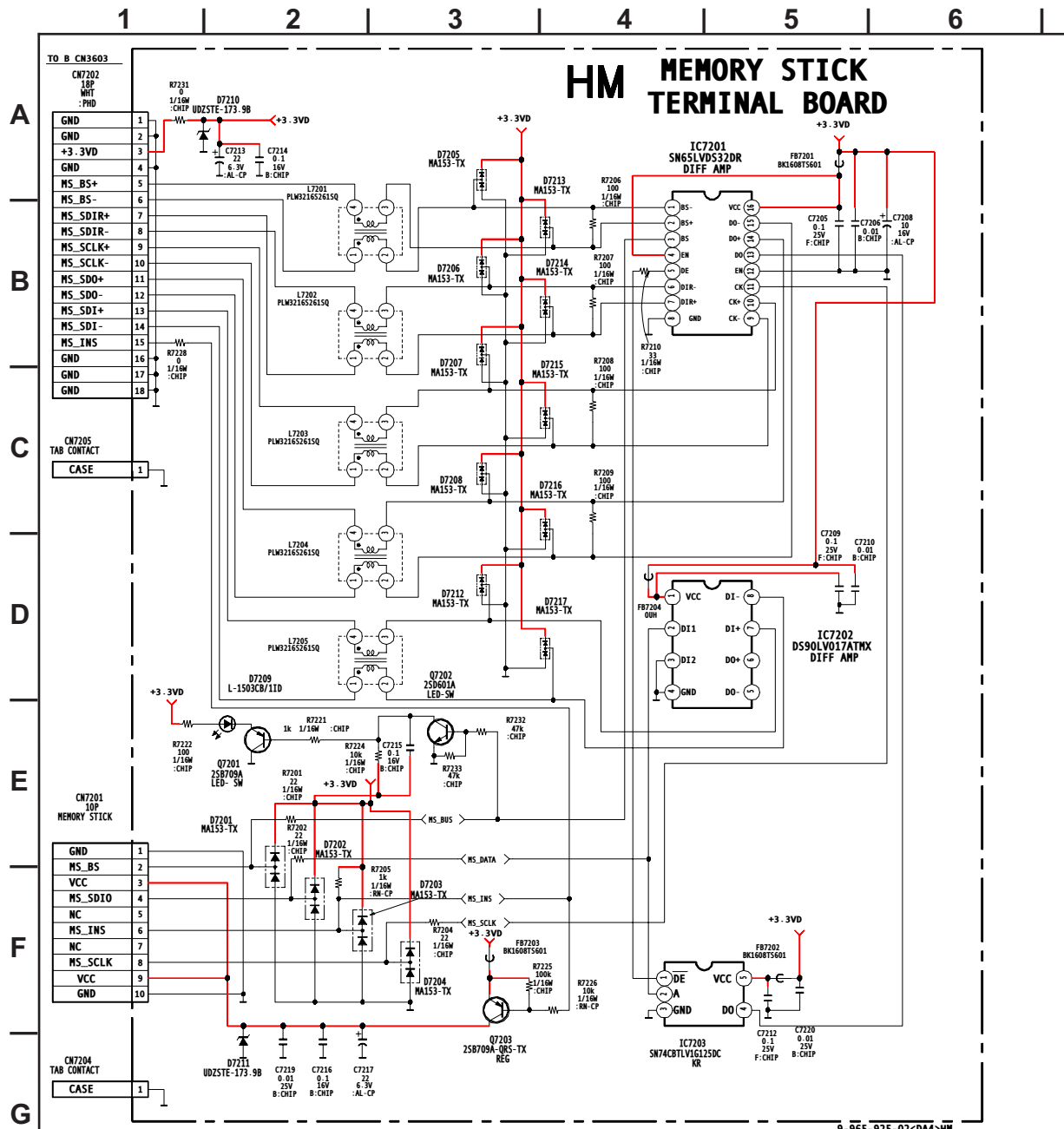


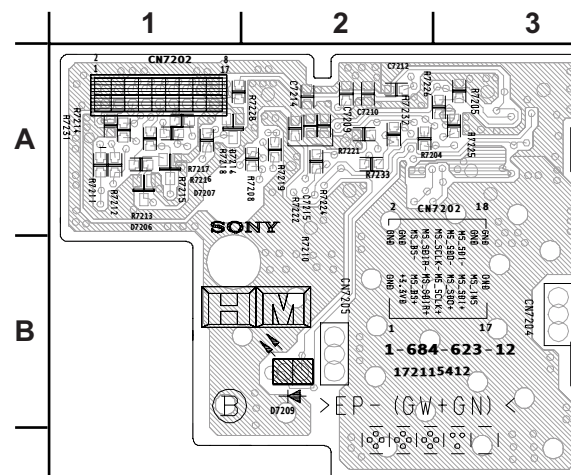
MS1 2/3
JPEG ENG



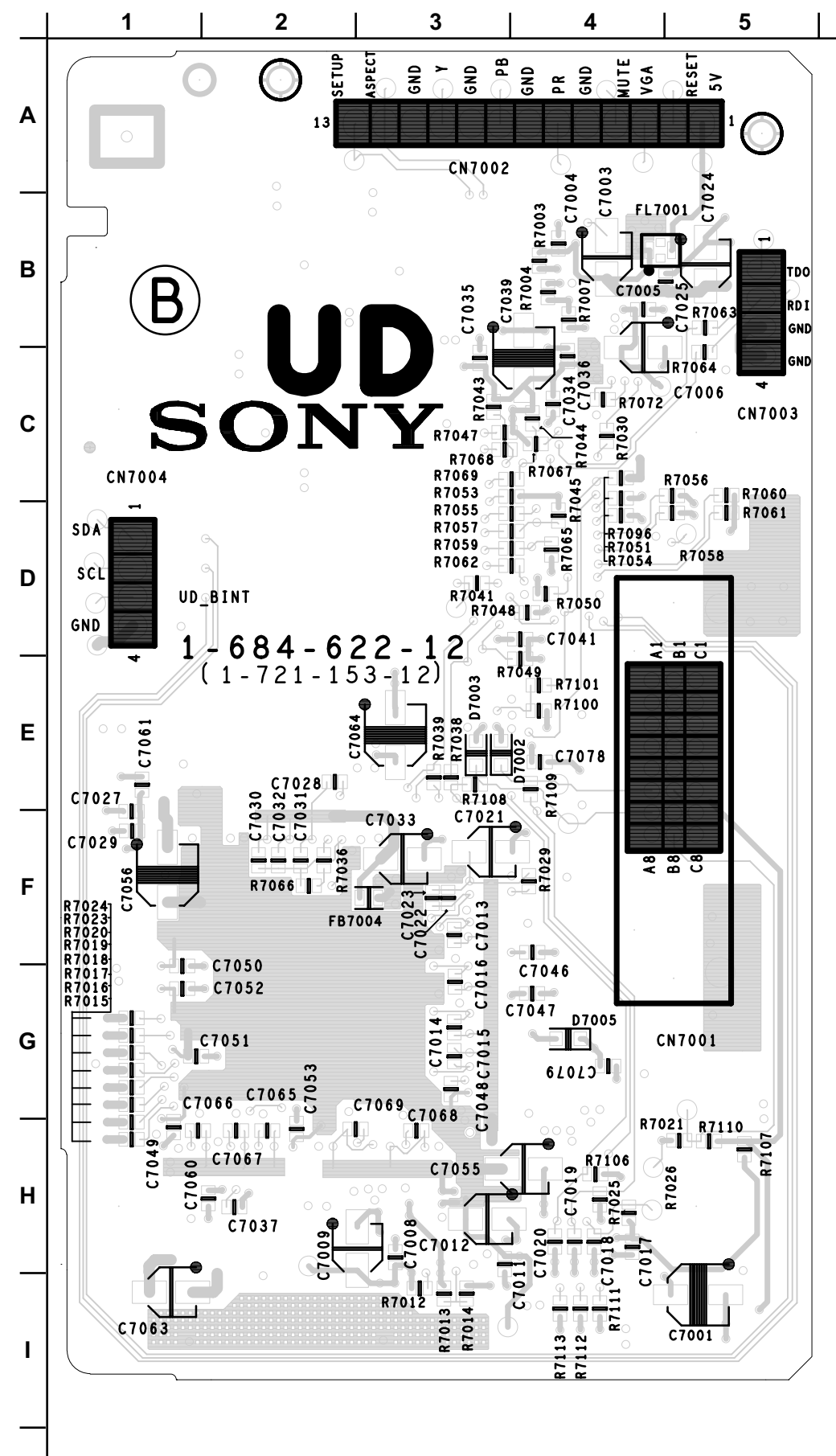


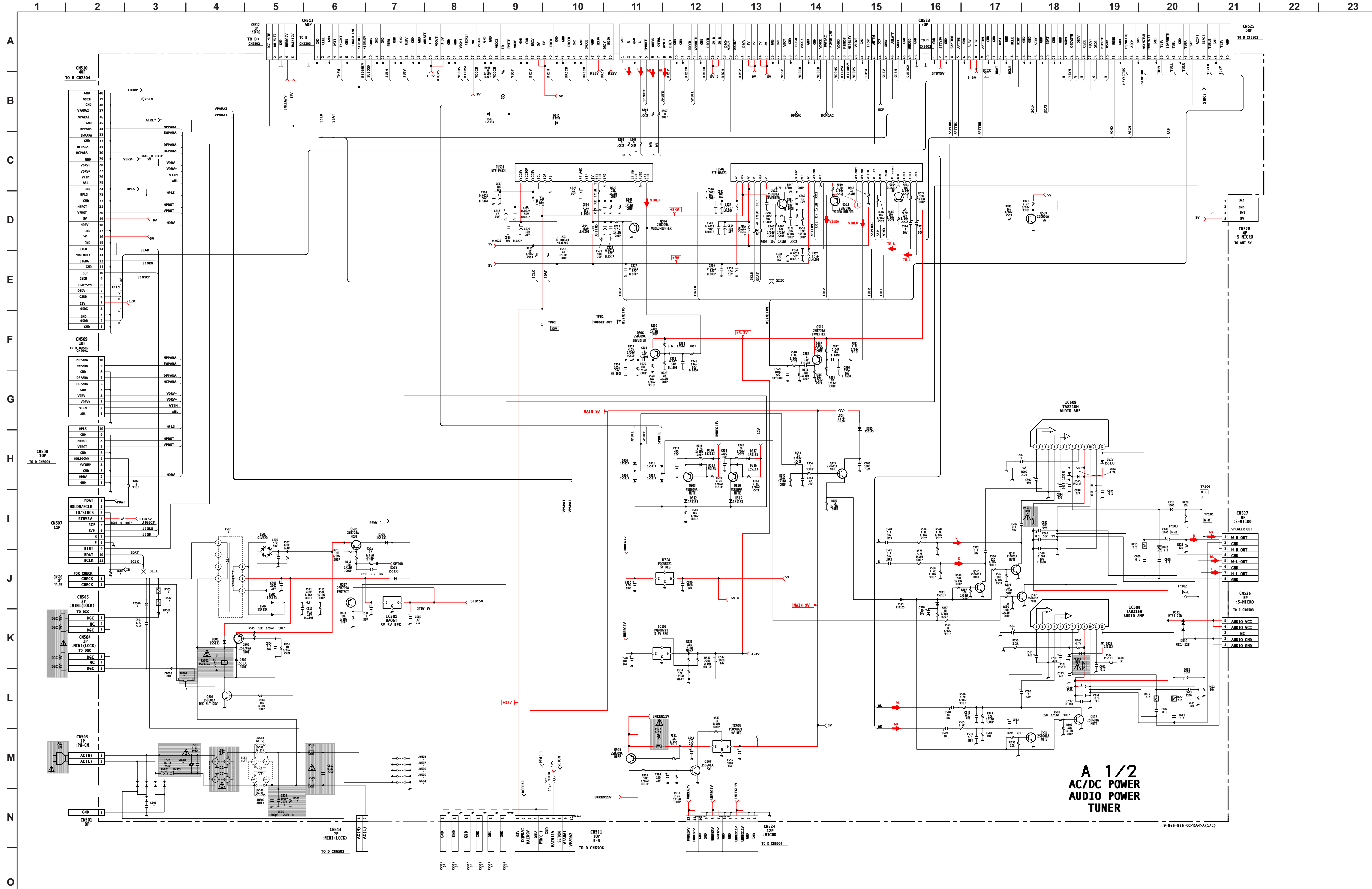
HM BOARD SCHEMATIC DIAGRAM



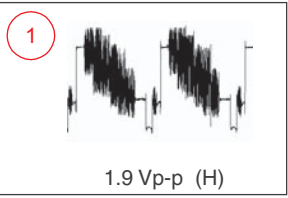








A BOARD WAVEFORMS



A BOARD IC VOLTAGE LIST

IC501		IC508		8	5.1	IC903	
PIN	VOLT	PIN	VOLT			PIN	VOLT
I	7.0	1	1.6	9	24.0	1	4.9
O	5.0	2	0.1	10	0.0	1	4.9
GND	GND	3	GND	12	10.7	3	4.9
IC502		IC900					
PIN	VOLT	PIN	VOLT				
I	5.0	5	1.6	5	N/C		
O	3.3	6	7.9	1	3.3	6	5.0
GND	GND	7	11.0	2	3.3	7	5.0
4	3.4	8	5.1	3	0.1	8	5.0
IC504		IC509					
PIN	VOLT	PIN	VOLT				
I	7.0	10	0.0	5	GND	10	12.0
O	5.0	11	4.4	6	15.3	11	4.5
GND	GND	12	10.6	7	N/C	12	5.0
IC505		IC901					
PIN	VOLT	PIN	VOLT				
I	11.0	4	0.1	O	5.0	18	GND
O	9.0	5	1.6	GND	GND		
GND	GND	6	8.0				
4	2.3	7	11.0				

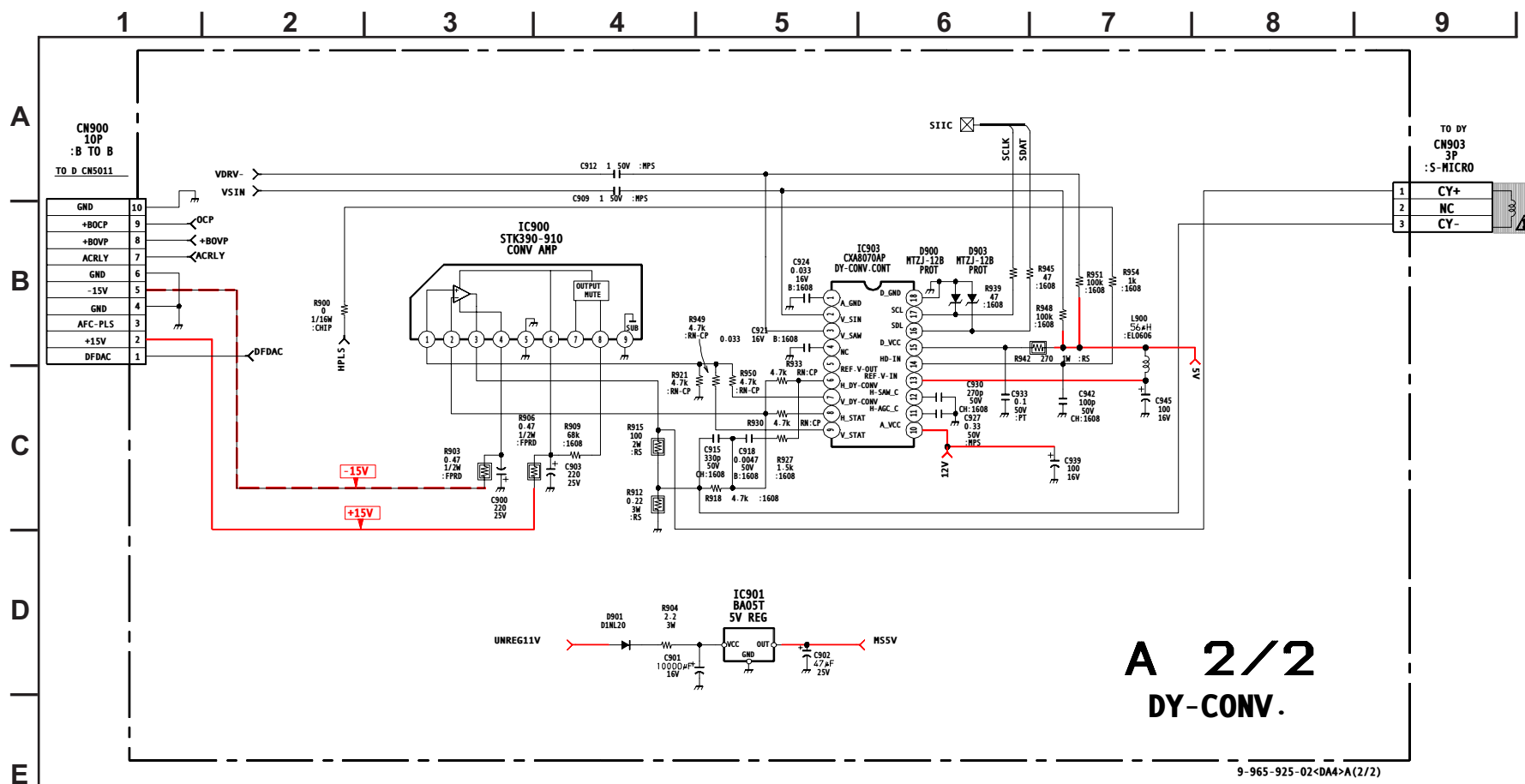
A BOARD TRANSISTOR VOLTAGE LIST

	B	C	E
Q501	0.1	19.4	GND
Q502	21.3	19.4	21.3
Q503	21.2	0.2	21.3
Q504	3.9	GND	4.5
Q505	10.0	0.1	11.0
Q506	3.5	0.5	3.3
Q507	0.1	2.3	GND
Q508	10.5	0.3	0.0
Q509	0.7	0.1	GND
Q510	12.0	0.0	12.0
Q511	0.1	7.5	GND
Q512	3.3	0.5	3.3
Q513	0.0	9.0	0.0
Q514	5.9	GND	6.5
Q515	0.0	0.0	GND
Q516	0.0	0.0	GND
Q517	0.0	4.4	GND
Q518	0.0	0.0	GND
Q519	0.0	0.0	GND
Q524	0.7	0.1	GND
Q527	9.8	0.0	5.0

All voltages are in V.

A 1/2
AC/DC POWER
AUDIO POWER
TUNER

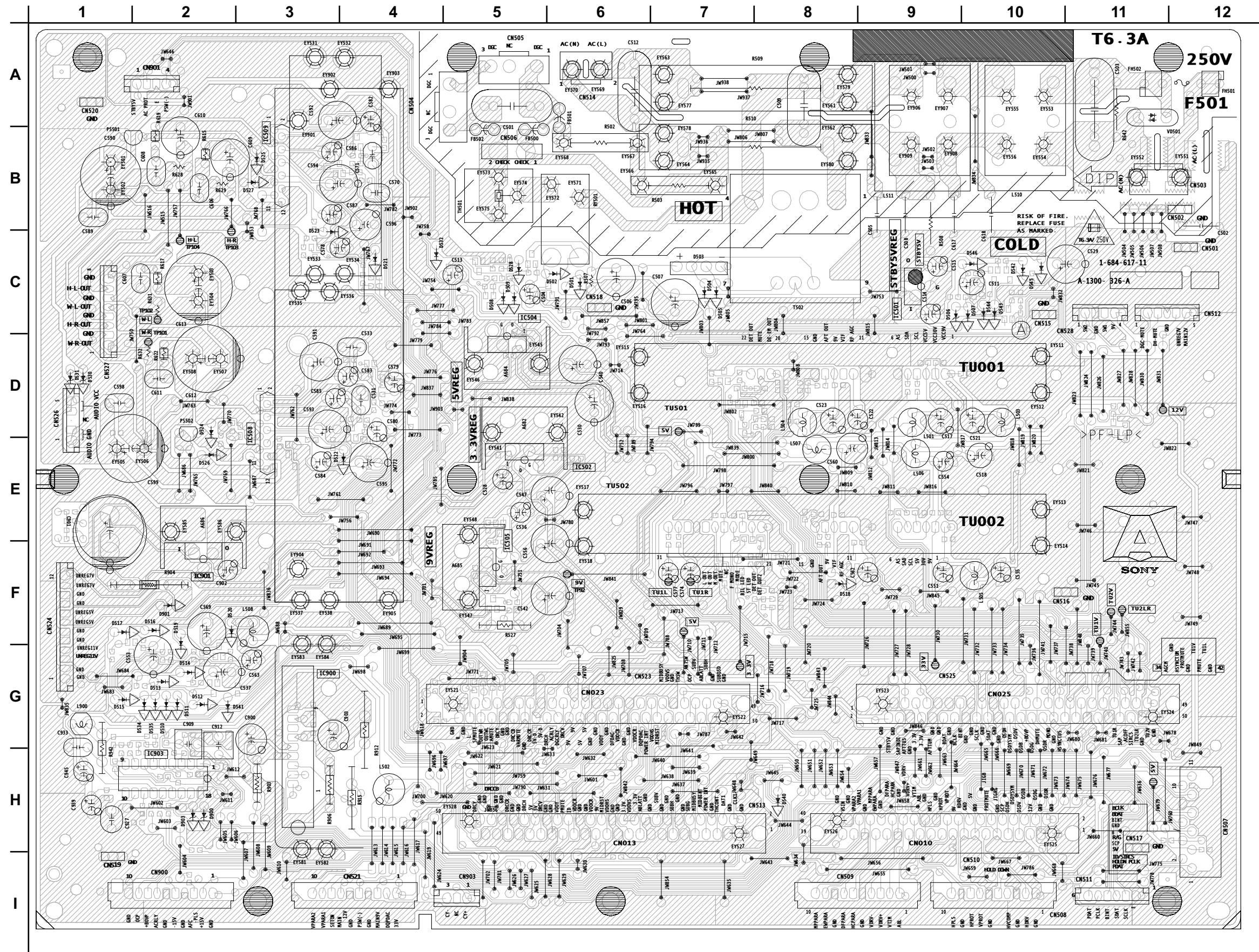
A BOARD SCHEMATIC DIAGRAM (2 OF 2)





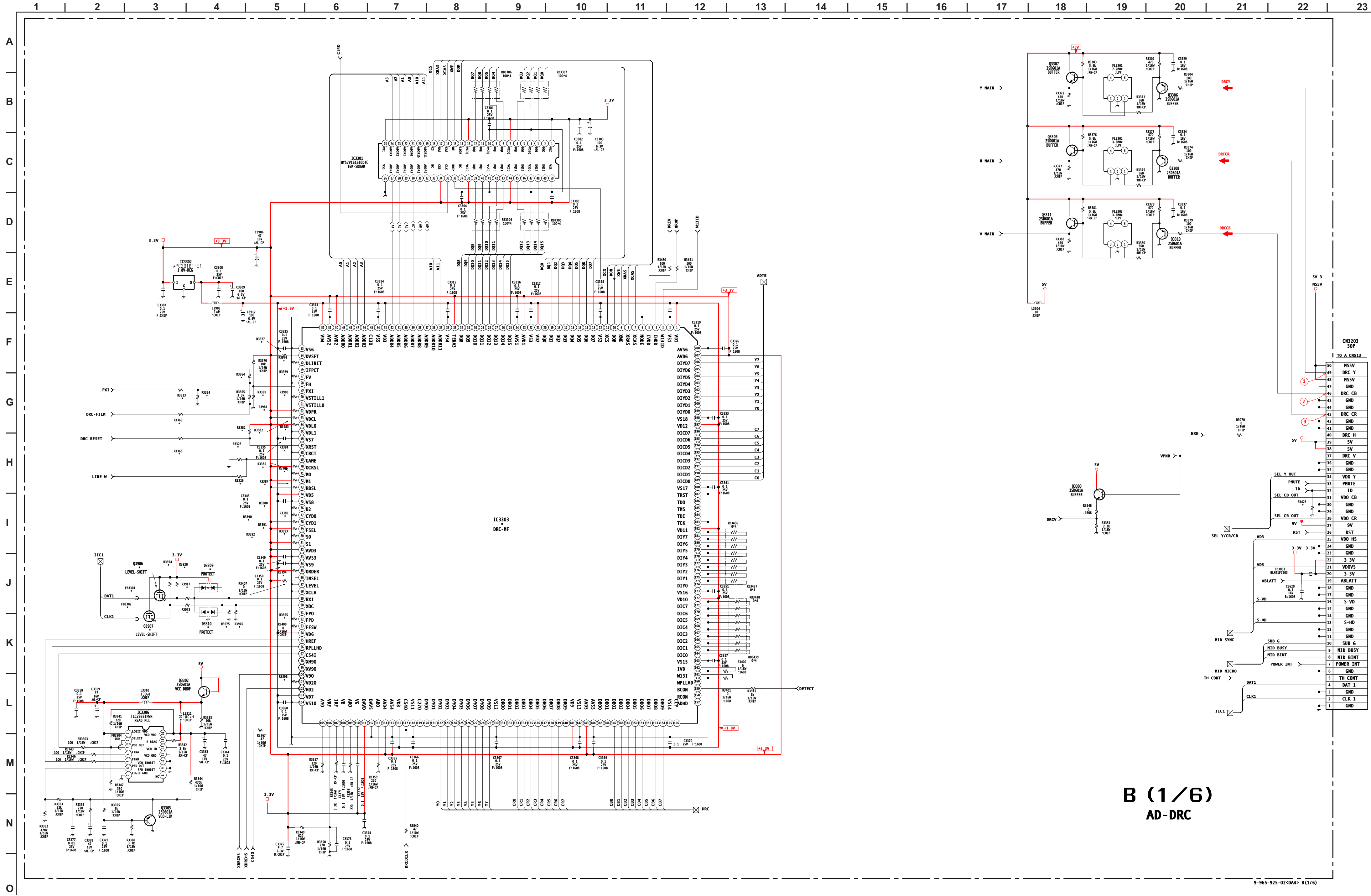
[AC/DC POWER, AUDIO POWER, TUNER]
COMPONENT SIDE

KV-32HS500/32HV600/34DRC500/34XBR800/36HS500/
36XBR800/38DRC500/40XBR800/42DRC800

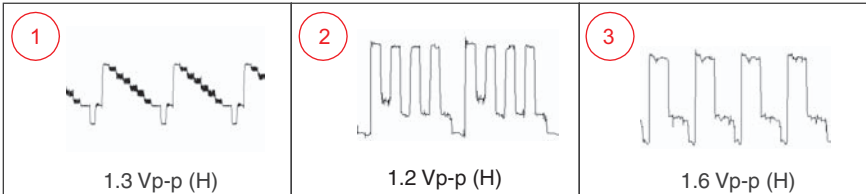


DIODE		IC	
D501	C-7	IC501	C-4
D502	C-7	IC502	D-8
D503	C-6	IC504	C-8
D504	C-6	IC505	E-8
D505	C-6	IC508	D-10
D508	C-8	IC509	B-10
D509	C-8	IC900	G-10
D510	G-11	IC901	F-11
D511	G-11	IC903	H-11
D512	G-11	TRANSISTOR	
D513	G-11	Q501	C-7
D514	G-11	Q502	B-7
D515	G-11	Q503	C-8
D516	F-11	Q504	D-6
D517	F-11	Q505	F-8
D519	F-11	Q506	D-5
D520	F-10	Q507	E-8
D521	C-9	Q508	G-10
D522	E-9	Q509	E-2
D523	B-9	Q510	G-11
D524	D-11	Q511	F-4
D525	B-10	Q512	F-6
D526	E-11	Q513	F-10
D527	B-10	Q514	F-5
D530	D-12	Q515	B-9
D531	D-12	Q516	B-9
D534	G-11	Q517	C-9
D535	G-11	Q518	D-9
D540	H-5	Q519	E-9
D541	G-10	Q524	F-6
D900	H-11	Q527	C-3
D901	F-11		
D903	H-11		

B BOARD SCHEMATIC DIAGRAM (1 OF 6)



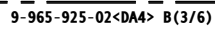
B BOARD WAVEFORMS



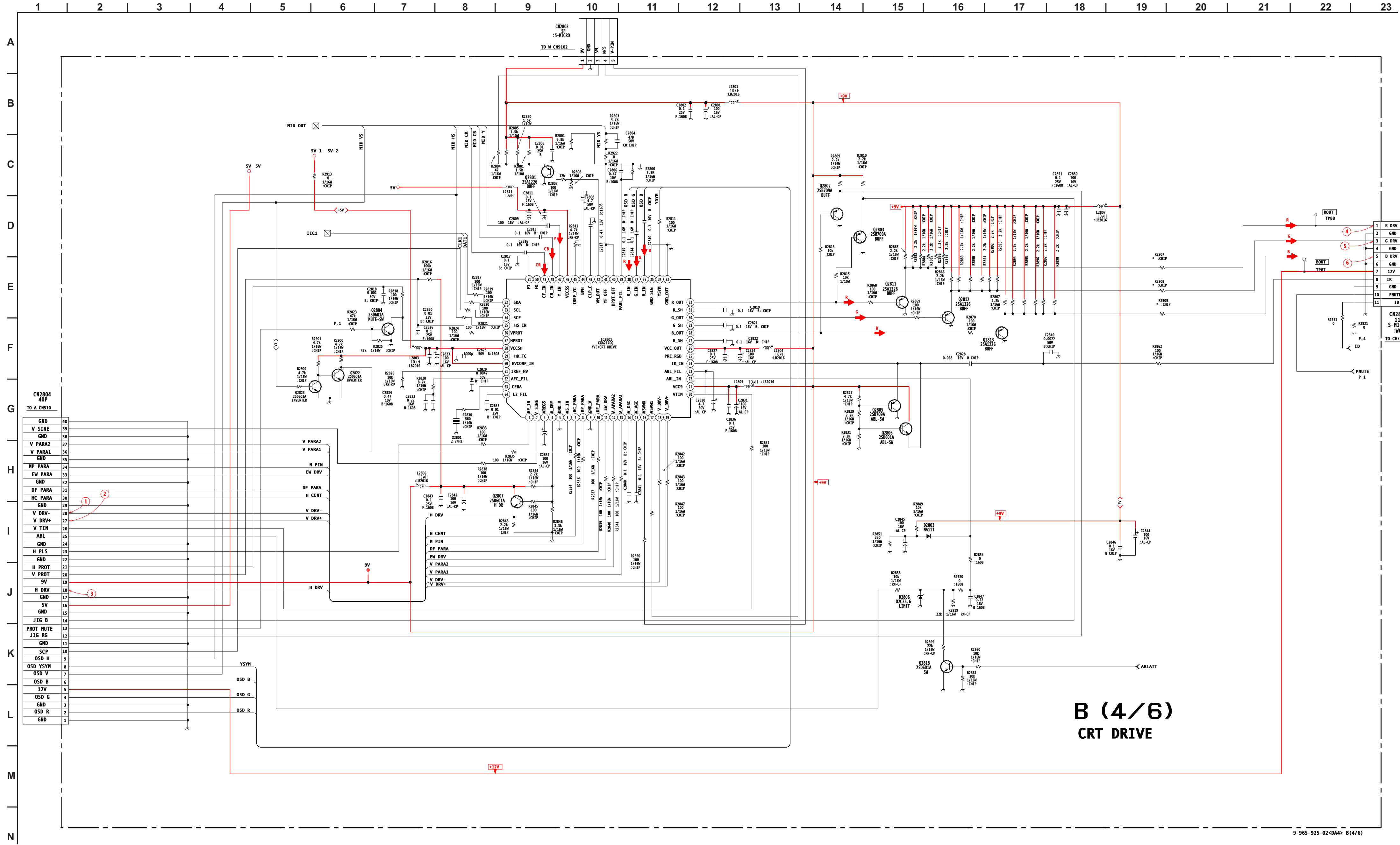
B (1/6)
AD-DRC

9-965-925-02-04x6 B(1/6)

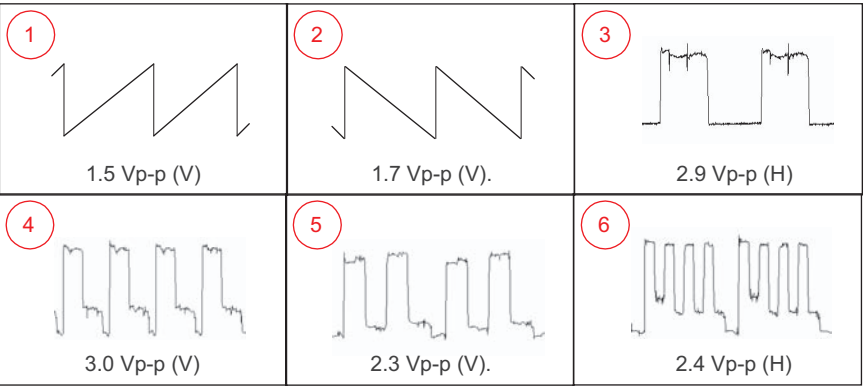




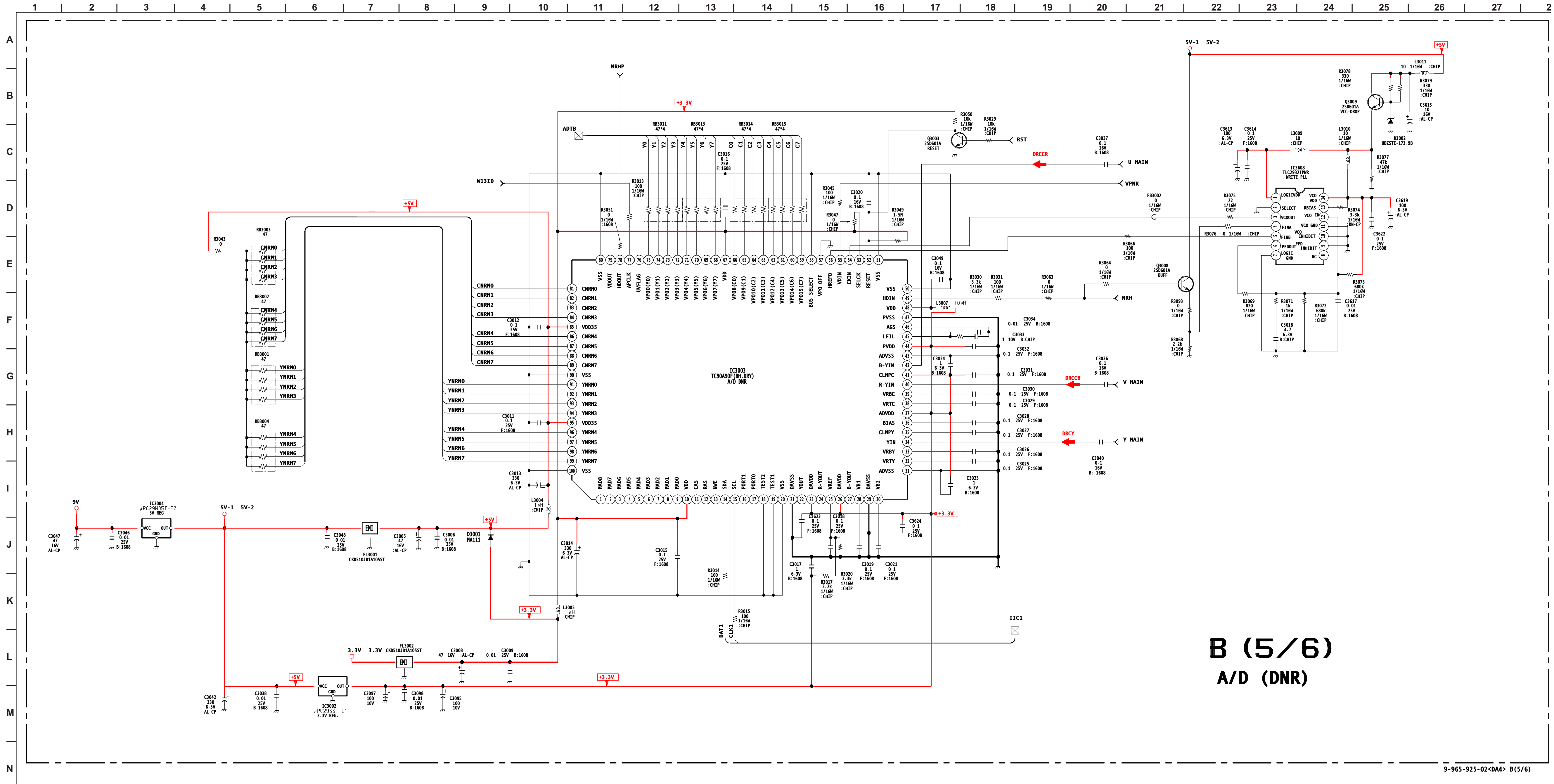
B BOARD SCHEMATIC DIAGRAM (4 OF 6)

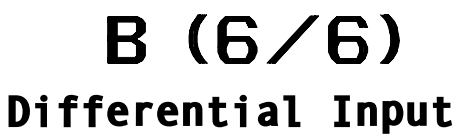


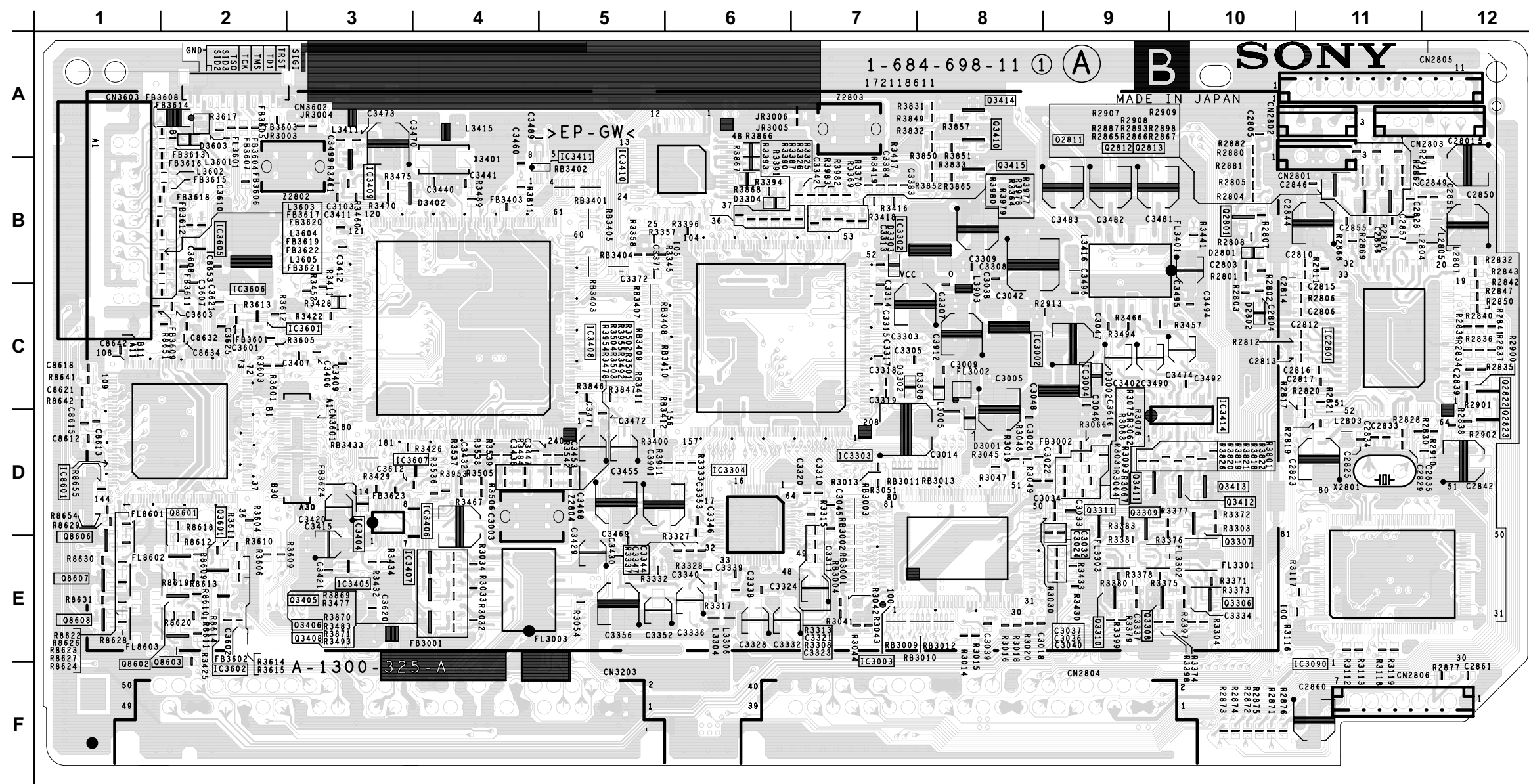
B BOARD WAVEFORMS



B BOARD SCHEMATIC DIAGRAM (5 OF 6)



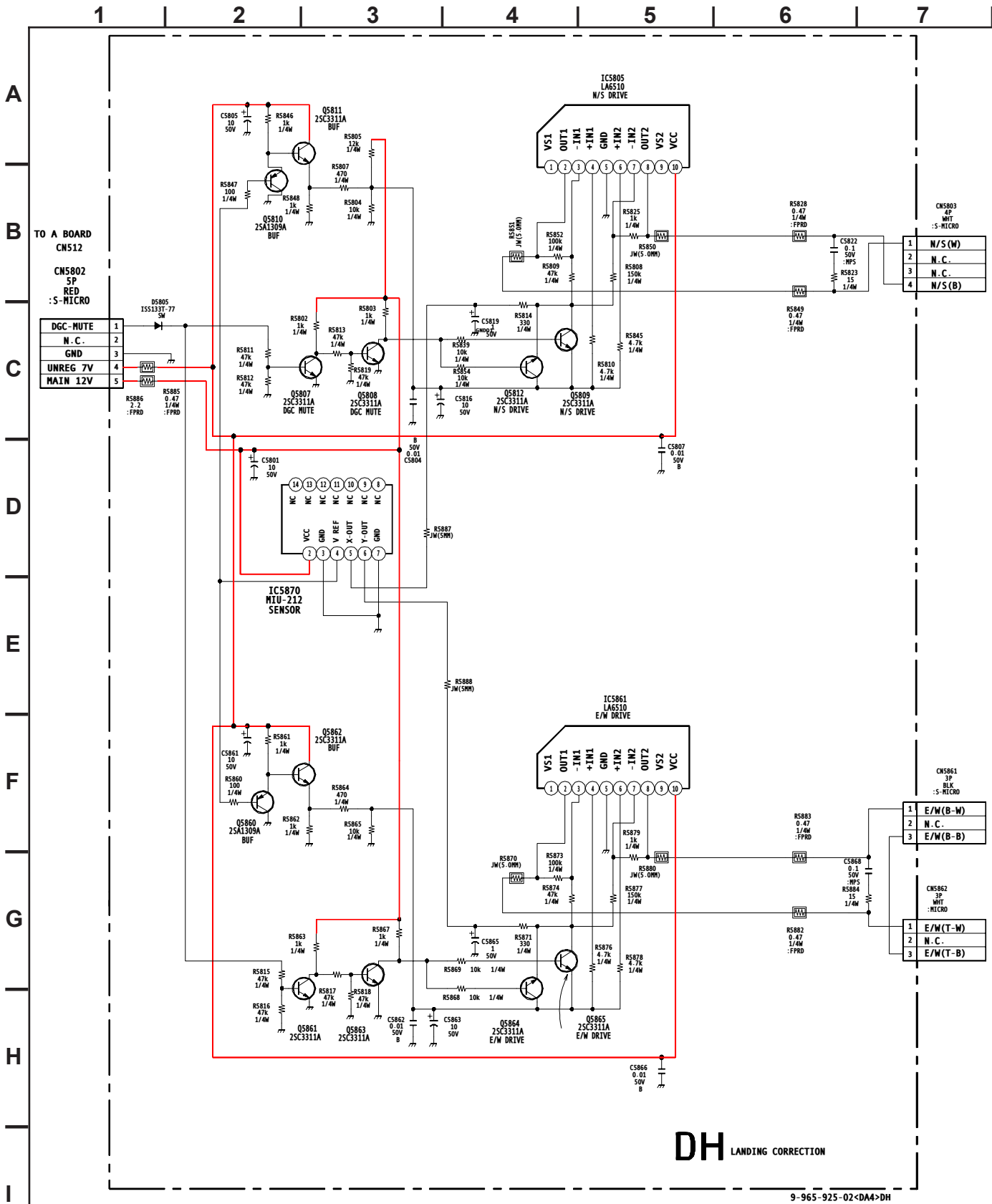






DH BOARD SCHEMATIC DIAGRAM (KV-40XBR800/42DRC800 ONLY)

KV-32HS500/32HV600/34DRC500/34XBR800/36HS500/
36XBR800/38DRC500/40XBR800/42DRC800



DH BOARD IC VOLTAGE LIST

IC5805		IC5861		IC5870		11	N/C
PIN	VOLT	PIN	VOLT	PIN	VOLT	12	N/C
1	N/C	1	N/C	1	N/C	13	N/C
2	2.5	2	3.0	2	12.0	14	N/C
3	2.4	3	2.8	3	GND	All voltages are in V.	
4	2.6	4	3.0	4	2.5		
5	GND	5	GND	5	0.9		
6	2.6	6	3.0	6	2.6		
7	2.6	7	3.0	7	GND		
8	2.6	8	3.0	8	N/C		
9	N/C	9	N/C	9	N/C		
10	6.4	10	6.4	10	N/C		

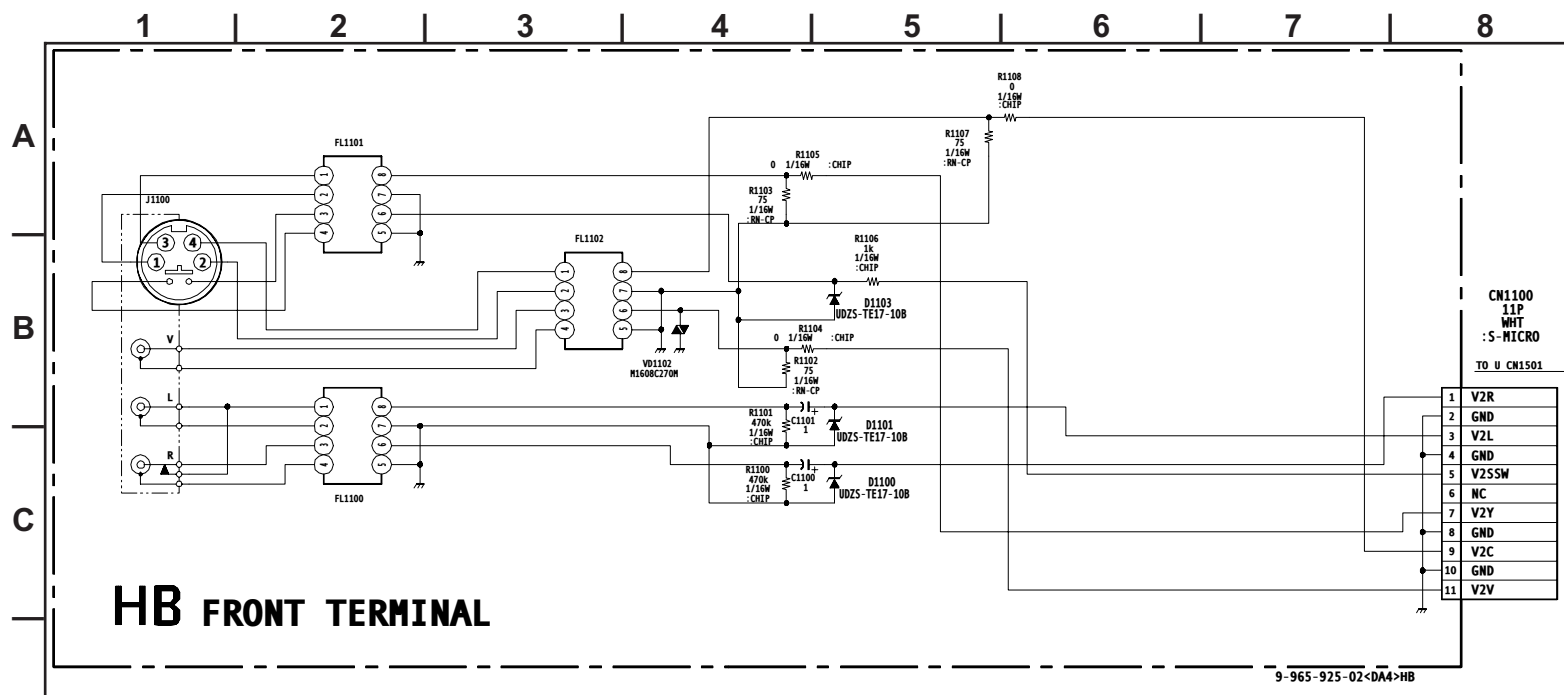
DH BOARD TRANSISTOR VOLTAGE LIST

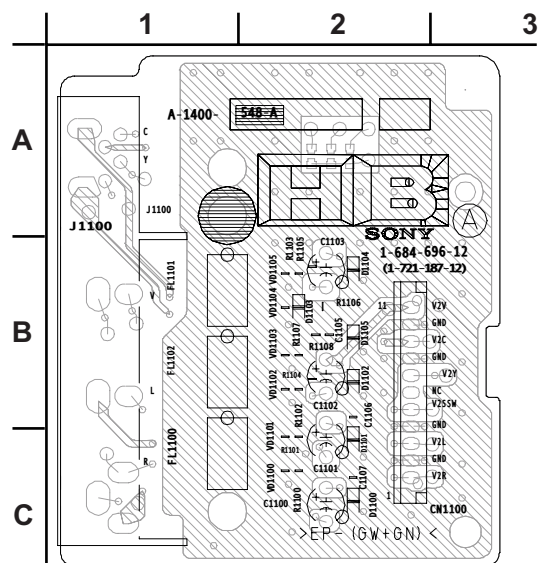
	B	C	E		B	C	E
Q5807	0.7	0.1	GND	Q5860	2.5	GND	3.2
Q5808	0.0	10.6	GND	Q5861	0.7	0.1	GND
Q5809	3.2	2.6	2.6	Q5862	3.2	6.3	2.6
Q5810	2.5	GND	3.2	Q5863	0.0	10.6	GND
Q5811	3.2	6.4	2.5	Q5864	3.6	2.9	2.9
Q5812	3.2	2.5	2.6	Q5865	3.7	3.0	3.0

All voltages are in V.

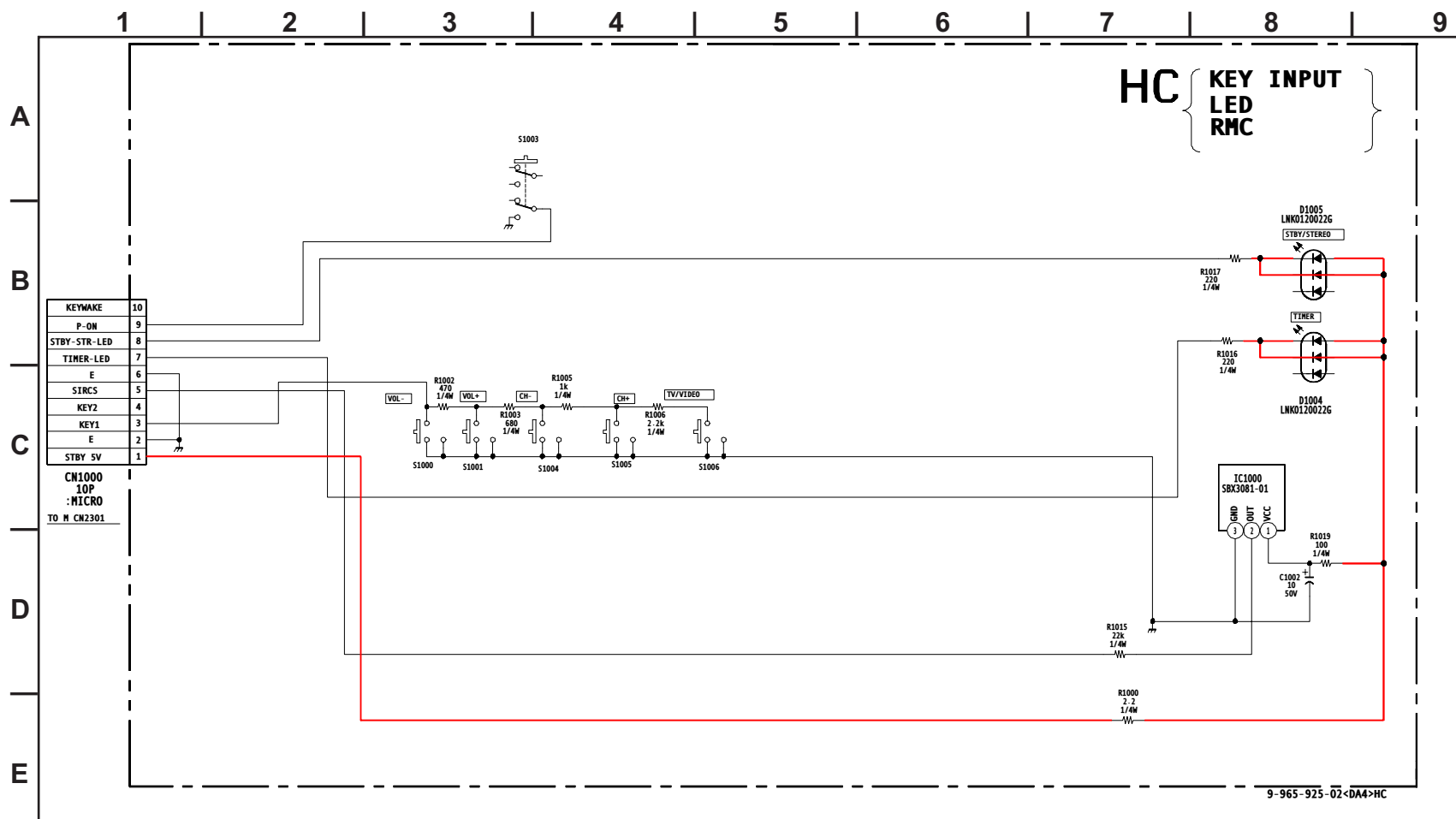


HB BOARD SCHEMATIC DIAGRAM



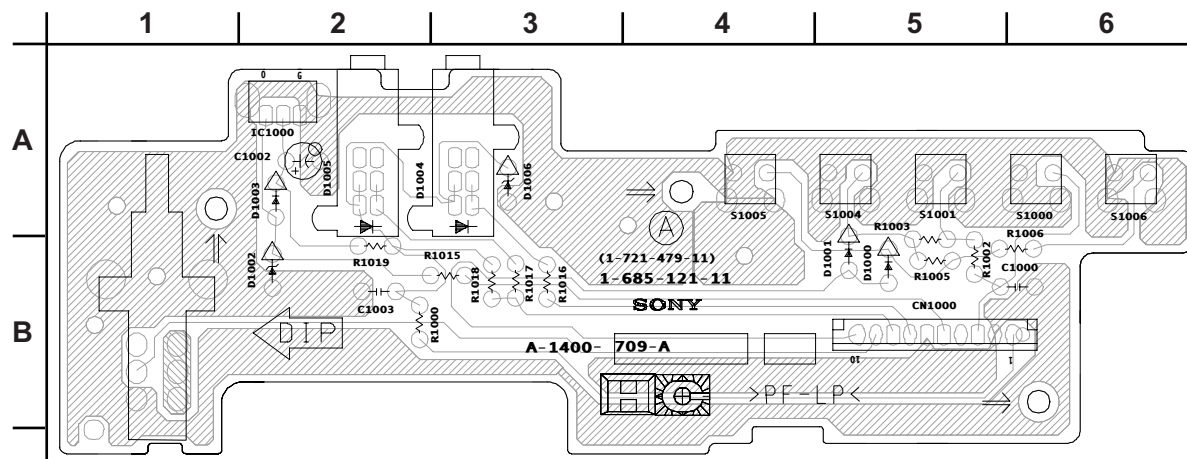


HC BOARD SCHEMATIC DIAGRAM

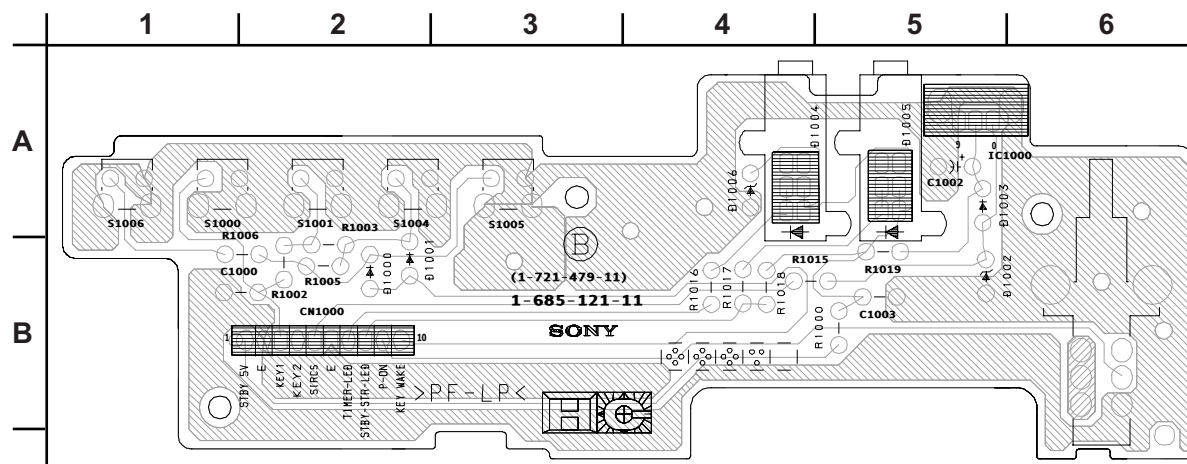


HC [KEY INPUT LED RMC] (KV-34XBR800 ONLY)

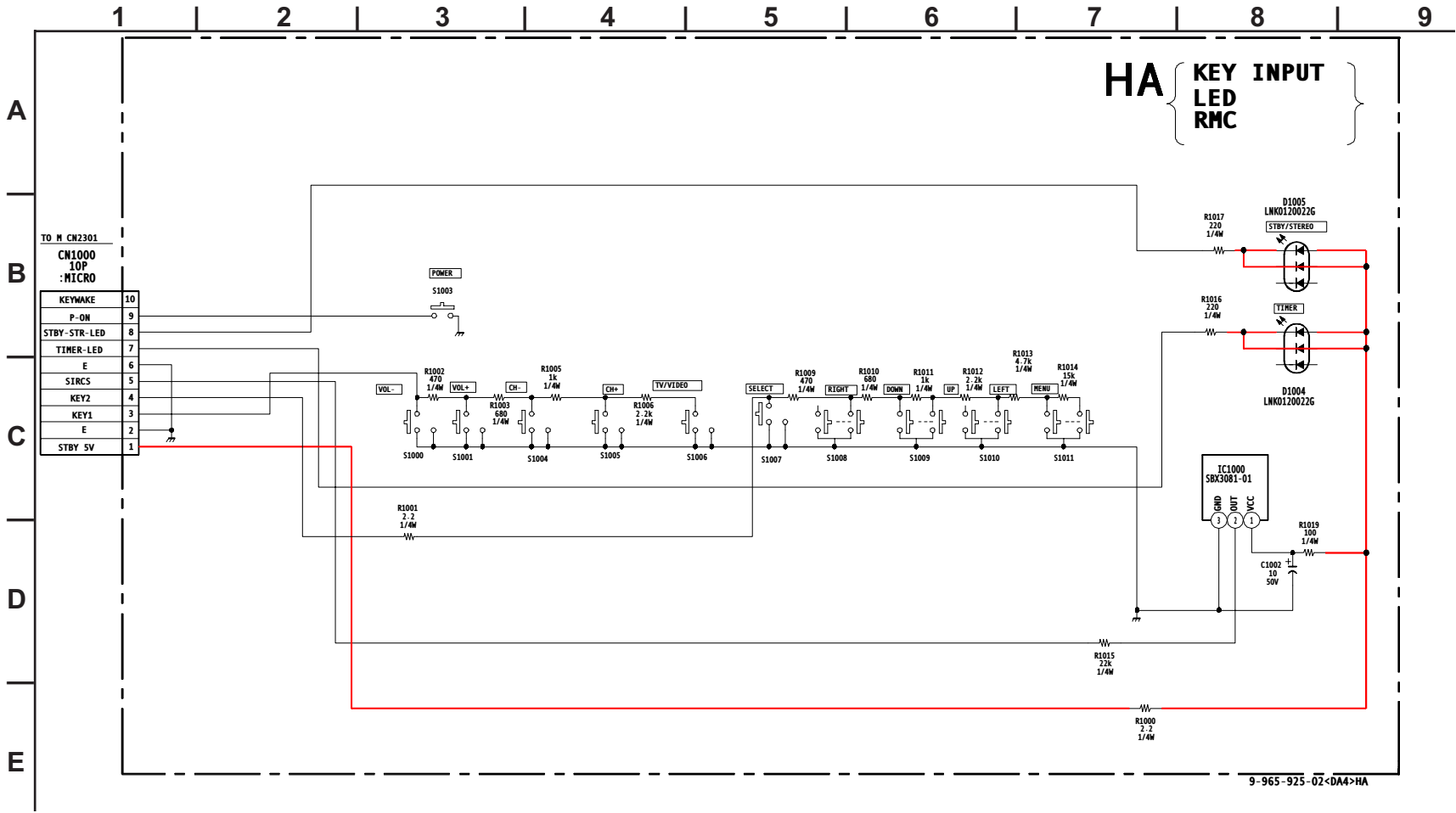
COMPONENT SIDE



CONDUCTOR SIDE



HA BOARD SCHEMATIC DIAGRAM (ALL EXCEPT KV-34XBR800)



HA BOARD IC
VOLTAGE TABLE

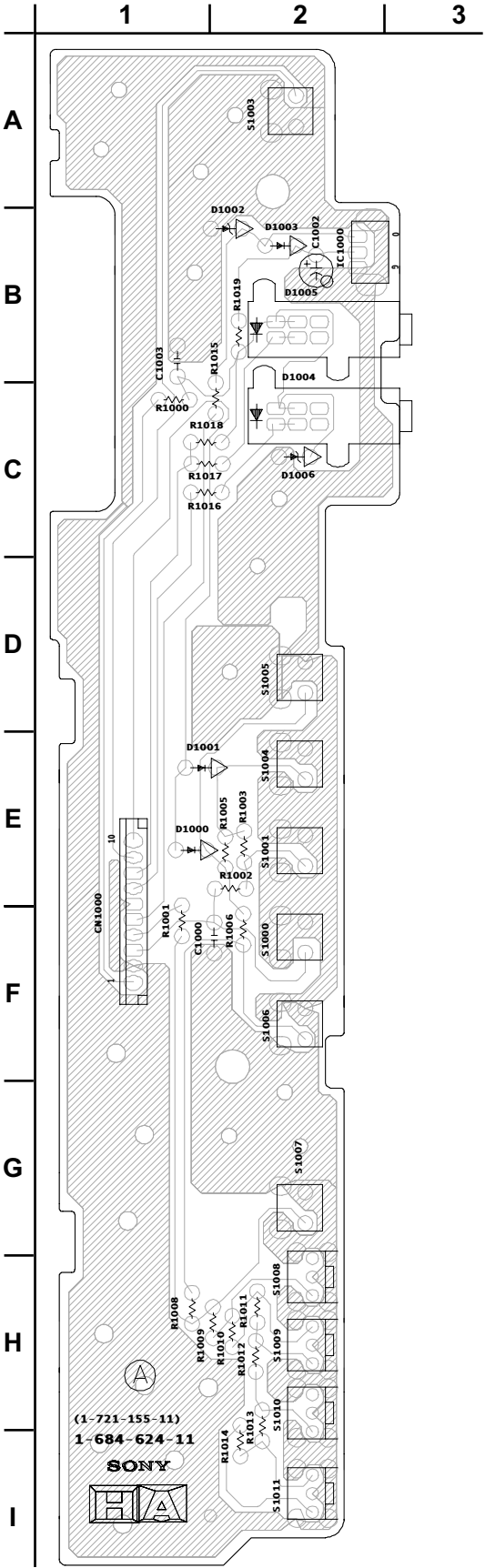
IC1000	
PIN	VOLT
1	5.0
2	5.0
3	GND

All voltages are in V.

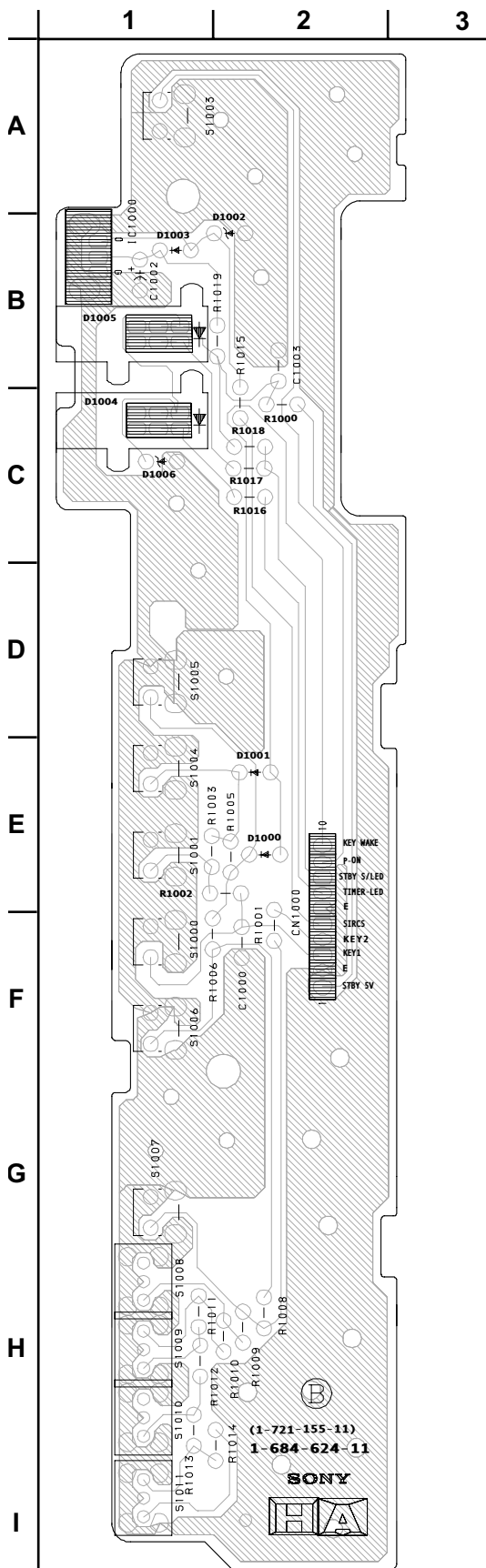
KV-32HS500/32HV600/34DRC500/34XBR800/36HS500/
36XBR800/38DRC500/40XBR800/42DRC800

HA [KEY INPUT LED RMC] (ALL EXCEPT KV-34XBR800)

COMPONENT SIDE

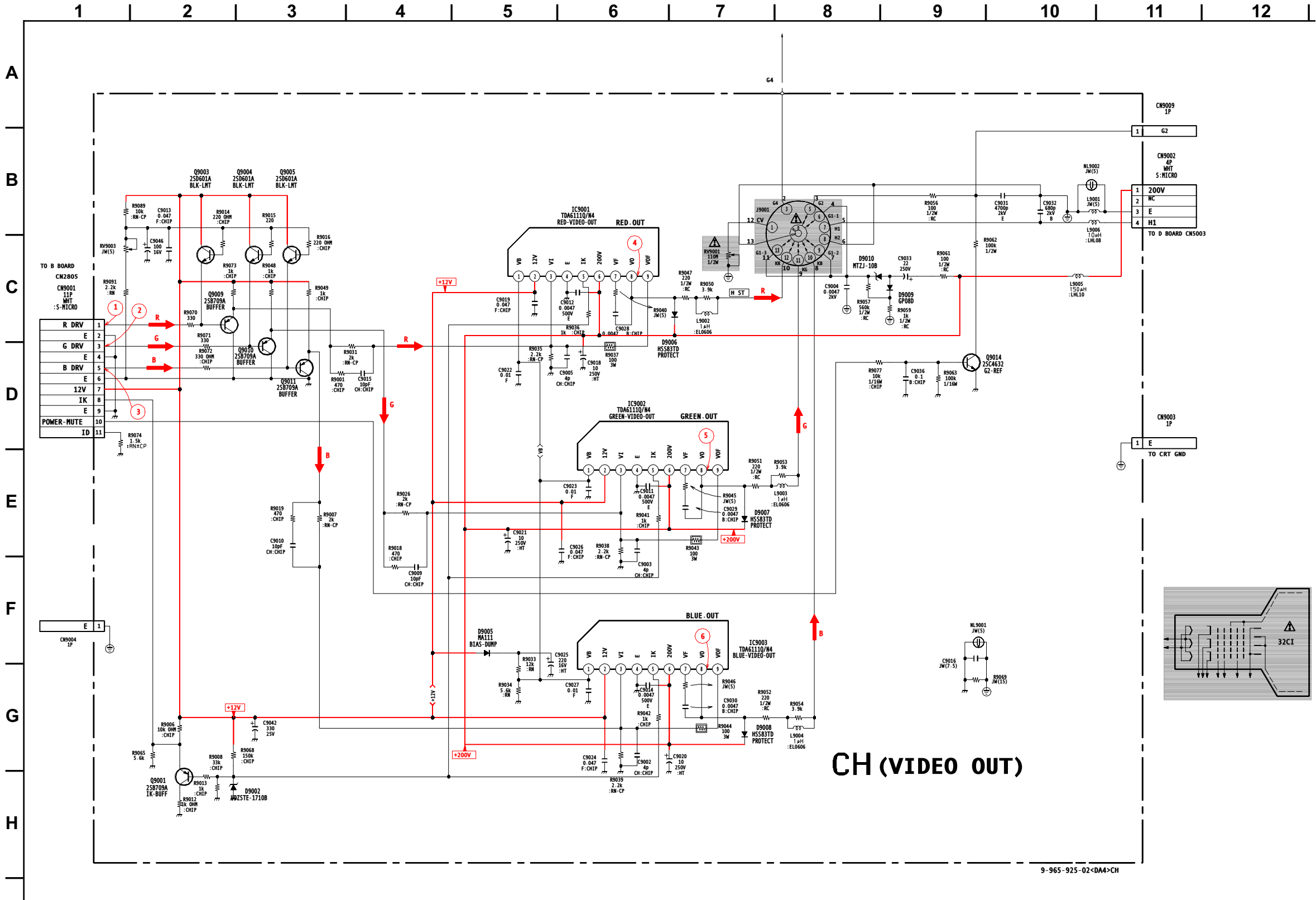


CONDUCTOR SIDE

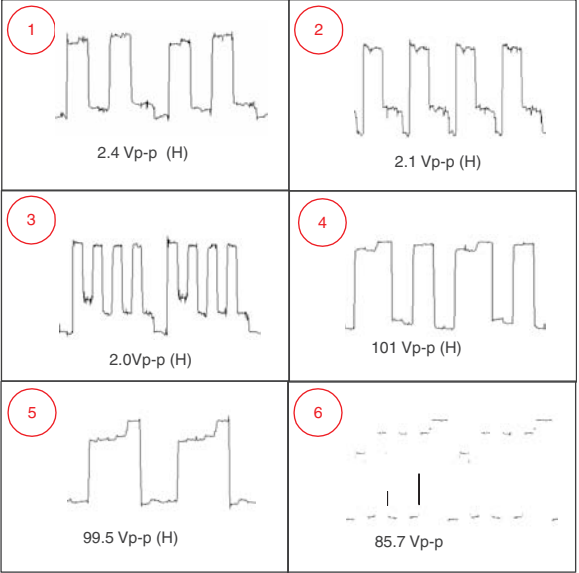


CH BOARD SCHEMATIC DIAGRAM (KV-32HS500/34DRC500/36HS500/38DRC500 ONLY)

KV-32HS500/32HV600/34DRC500/34XBR800/36HS500/
36XBR800/38DRC500/40XBR800/42DRC800



CH BOARD WAVEFORMS



CH BOARD IC VOLTAGE TABLE

IC9001		IC9002		IC9003	
PIN	VOLT	PIN	VOLT	PIN	VOLT
1	3.5	1	3.5	1	3.5
2	12.0	2	12.0	2	12.0
3	3.5	3	3.5	3	3.5
4	GND	4	GND	4	GND
5	9.4	5	9.2	5	9.2
6	200.0	6	200.0	6	200.0
7	32.1	7	124.5	7	3.0
8	144.4	8	154.0	8	145.0
9	2.2	9	124.0	9	24.5

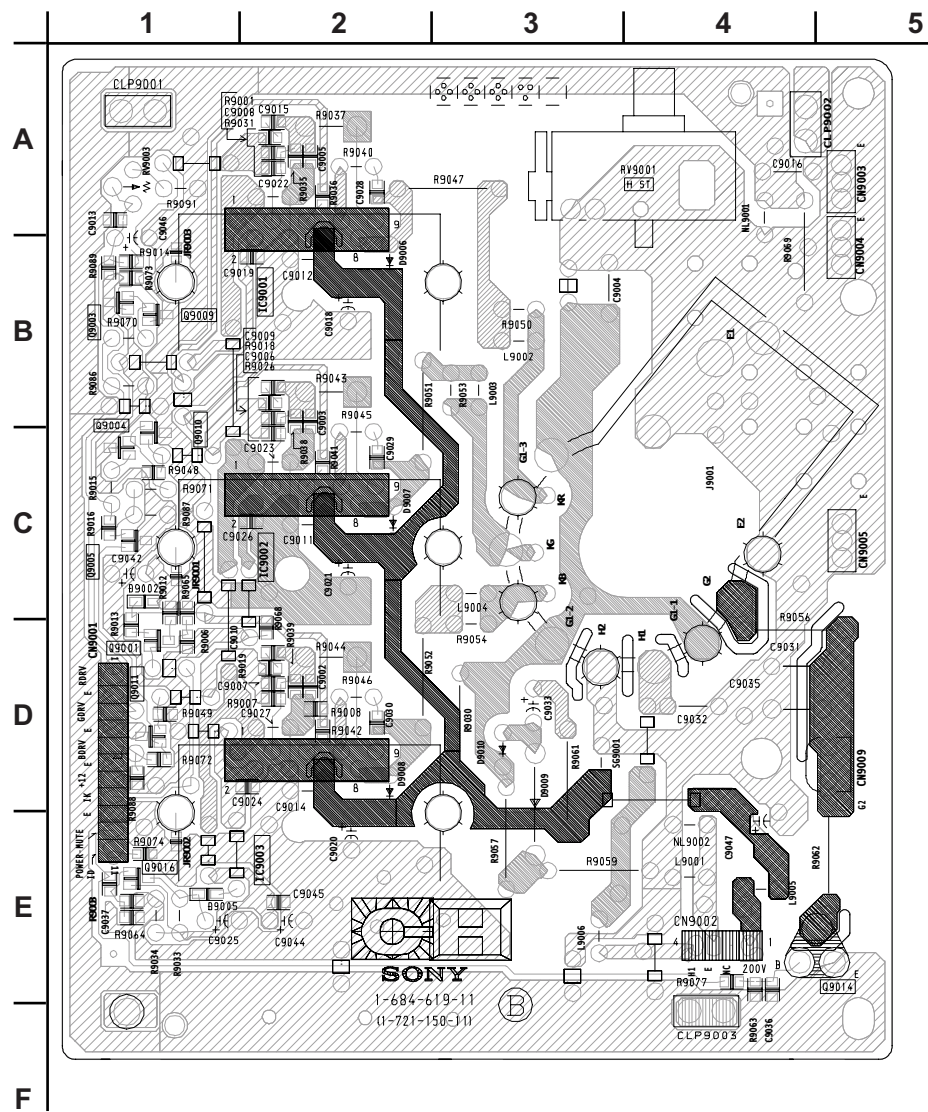
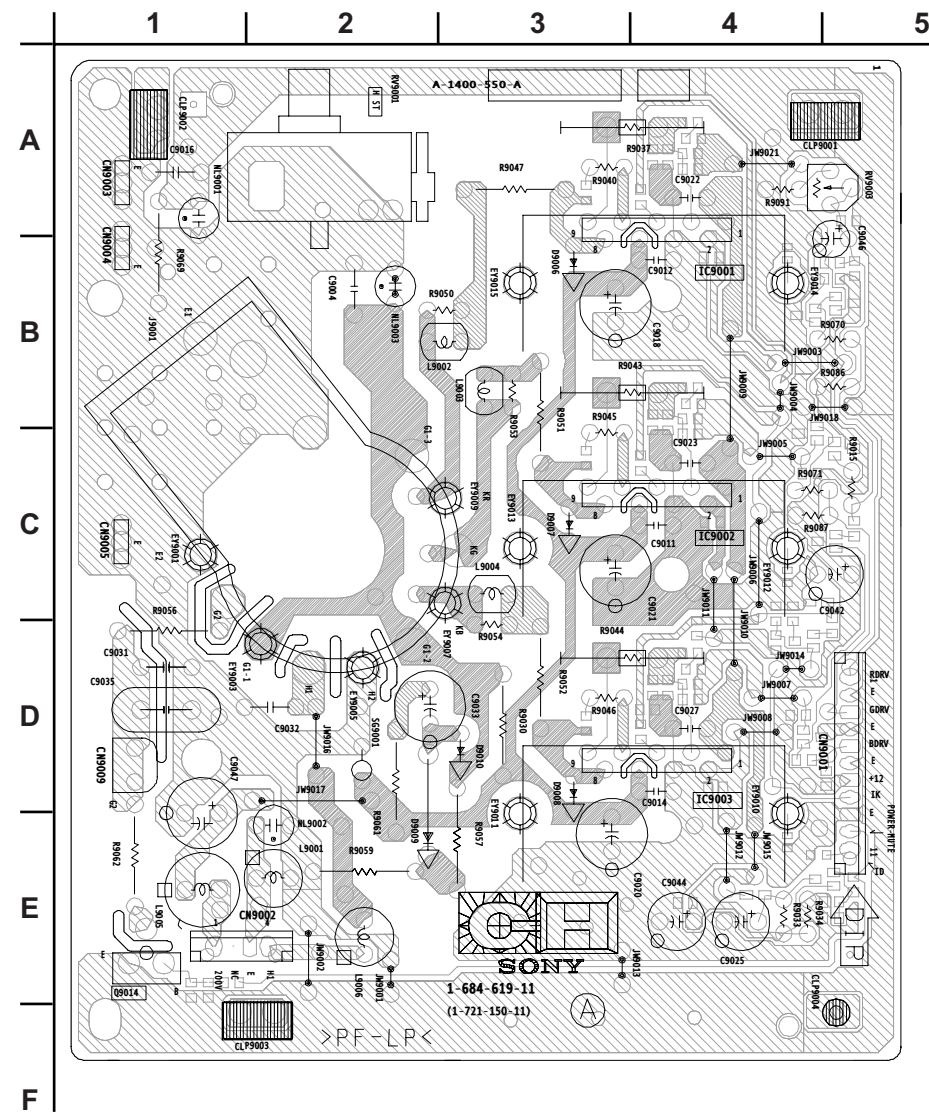
All voltages are in V.

CH BOARD TRANSISTOR TABLE

	B	C	E
Q9001	8.6	0.1	3.6
Q9003	2.2	12.0	3.6
Q9004	2.2	12.0	3.7
Q9005	2.2	12.0	3.5
Q9009	3.7	GND	4.3
Q9010	3.7	GND	4.4
Q9011	3.5	GND	4.2
Q9014	0.0	264.7	GND
Q9016	0.0	12.0	3.5

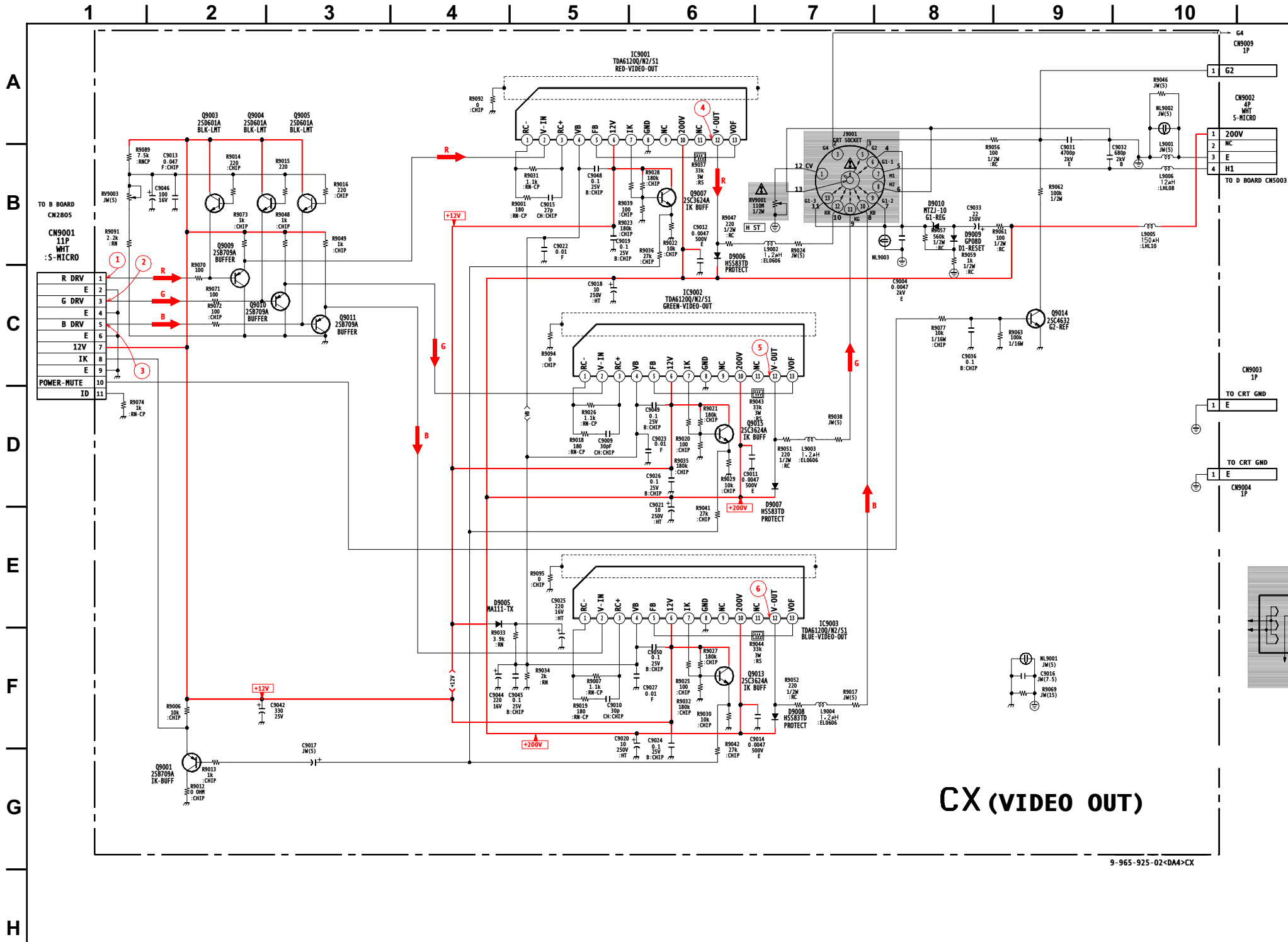
All voltages are in V.

CH (VIDEO OUT)

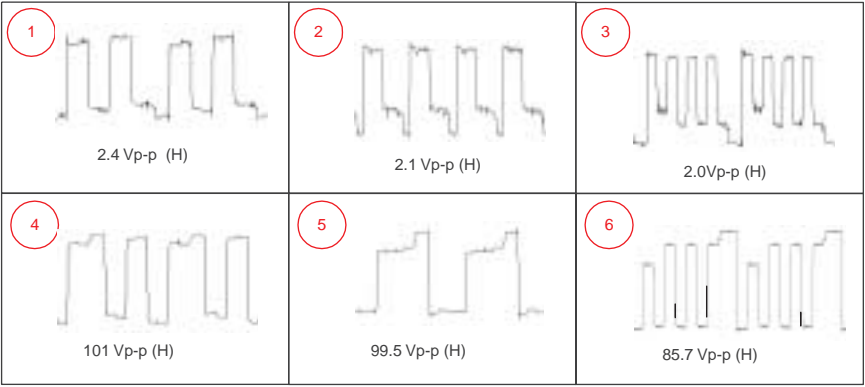


CX BOARD SCHEMATIC DIAGRAM (KV-32HV500/34XBR800/36XBR800/40XBR800/42DRC800 ONLY)

KV-32HS500/32HV600/34DRC500/34XBR800/36HS500/
36XBR800/38DRC500/40XBR800/42DRC800



CX BOARD WAVEFORMS



CX BOARD IC
VOLTAGE TABLE

IC9001		IC9002		IC9003	
PIN	VOLT	PIN	VOLT	PIN	VOLT
1	0.0	1	0.0	1	0.0
2	3.5	2	3.5	2	3.5
3	5.0	3	5.0	3	5.0
4	3.5	4	3.5	4	3.5
5	0.0	5	0.0	5	0.0
6	12.0	6	12.0	6	12.0
7	9.4	7	9.4	7	9.4
8	GND	8	GND	8	GND
9	N/C	9	N/C	9	N/C
10	200.0	10	200.0	10	200.0
11	N/C	11	N/C	11	N/C
12	144.4	12	154.0	12	145.0
13	2.2	13	124.0	13	24.5

All voltages are in V.

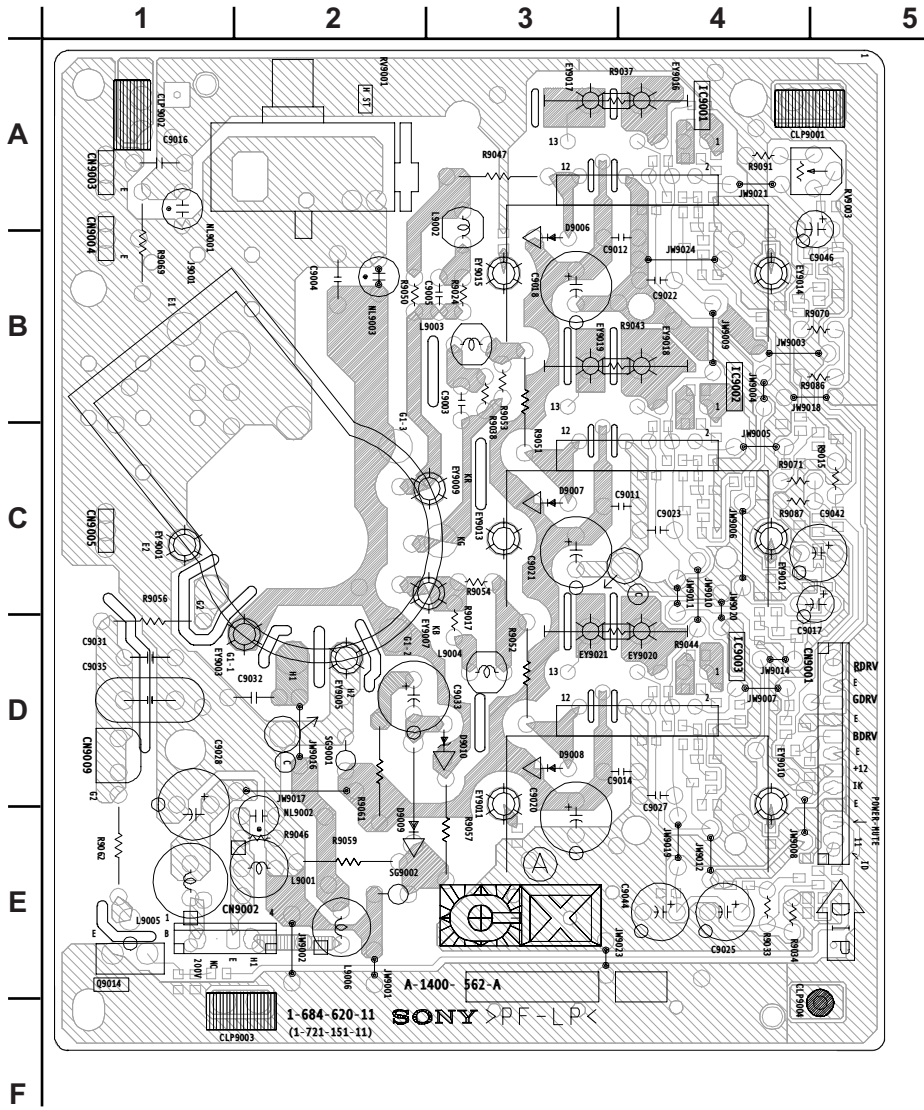
CX BOARD TRANSISTOR TABLE

	B	C	E
Q9001	8.6	GND	3.6
Q9003	2.2	12.0	3.6
Q9004	2.2	12.0	3.7
Q9005	2.2	12.0	3.5
Q9007	9.1	12.0	8.4
Q9009	3.7	GND	4.3
Q9010	3.7	GND	4.4
Q9011	3.5	GND	4.2
Q9013	9.0	12.0	8.5
Q9014	0.0	264.7	GND
Q9015	9.0	12.0	8.5
Q9016	0.0	12.0	3.5

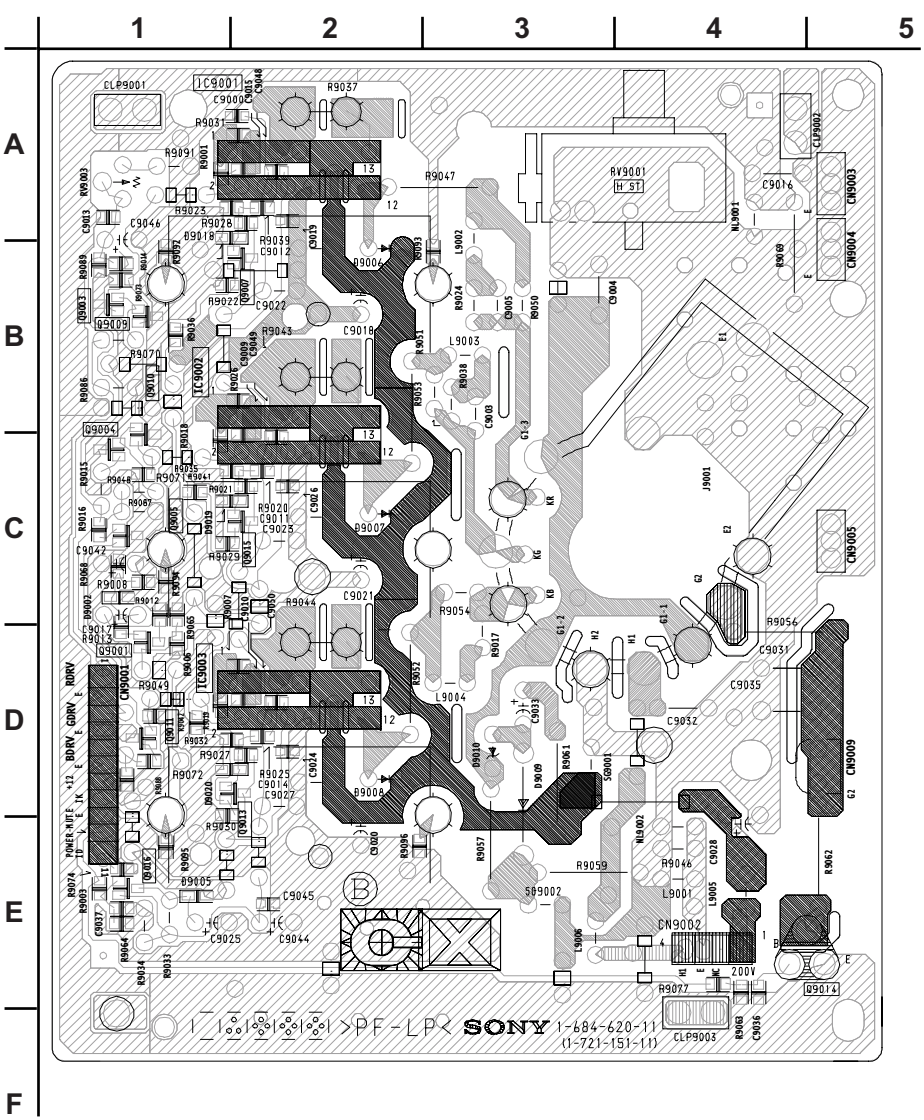
All voltages are in V.

CX (VIDEO OUT)

9-965-925-02<0A4>CX

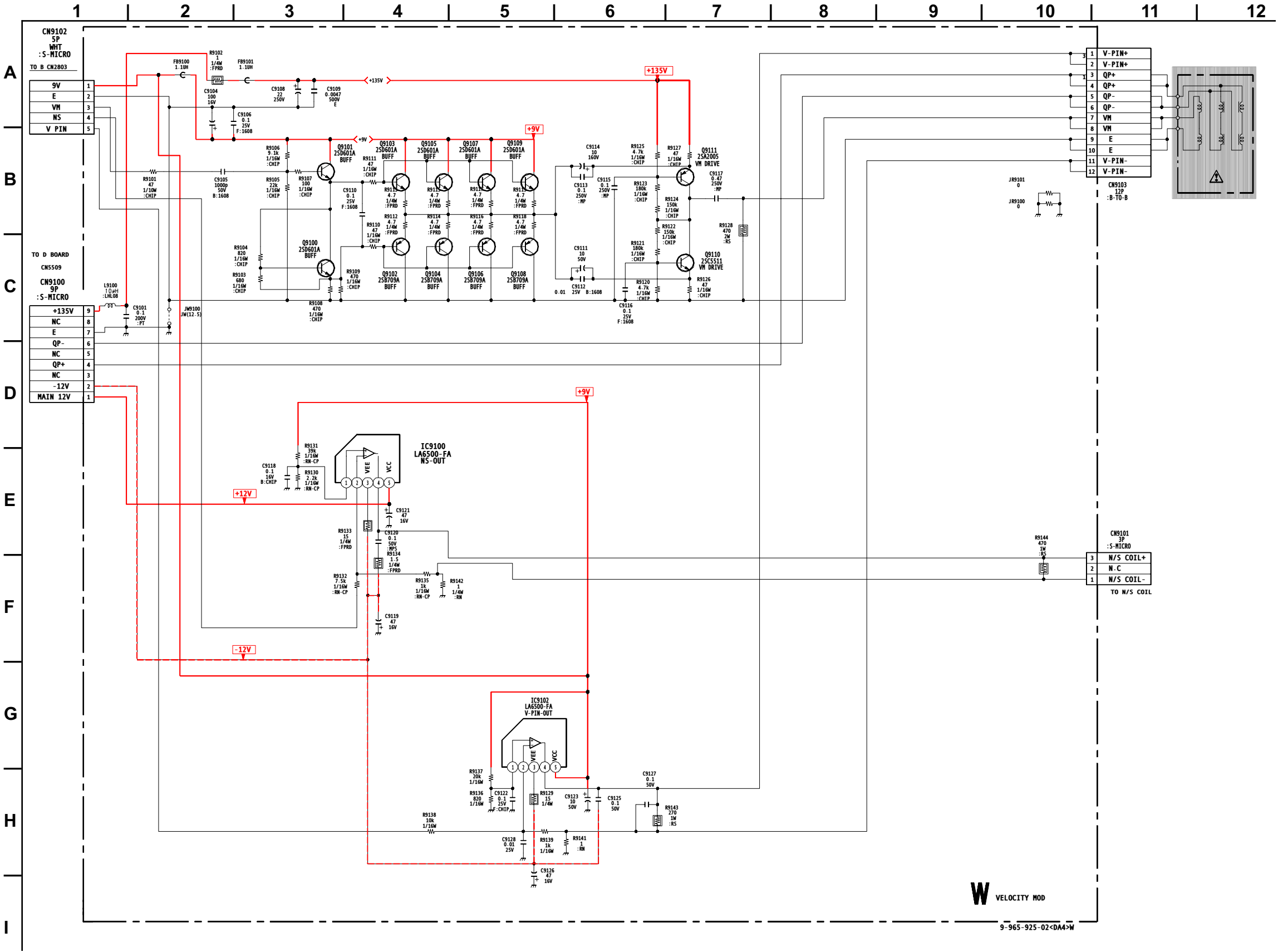


CONDUCTOR SIDE



W BOARD SCHEMATIC DIAGRAM

KV-32HS500/32HV600/34DRC500/34XBR800/36HS500/
36XBR800/38DRC500/40XBR800/42DRC800



W BOARD IC VOLTAGE LIST

IC9100		IC9102	
PIN	VOLT	PIN	VOLT
1	0.5	1	0.3
2	0.5	2	0.3
3	-11.9	3	-11.9
4	0.3	4	6.7
5	12.0	5	9.0

All voltages are in V.

W BOARD TRANSISTOR TABLE

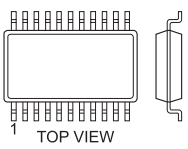
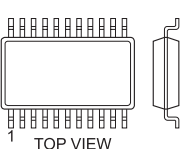
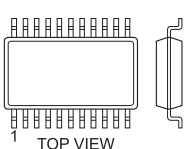
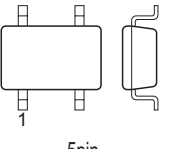
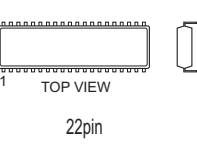
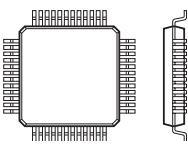
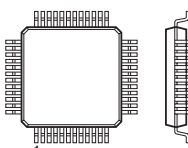
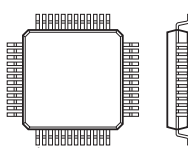
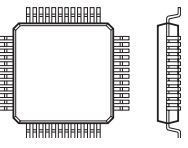
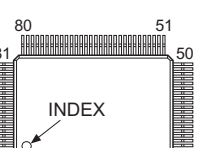
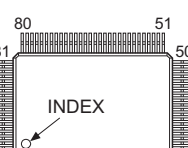
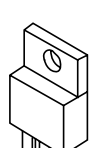
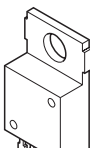
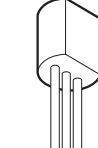
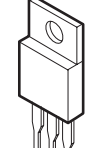
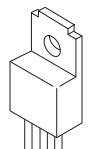
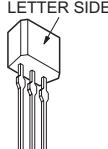
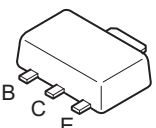
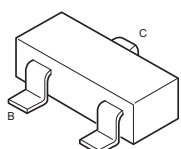
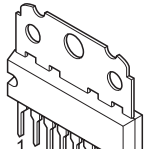
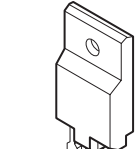
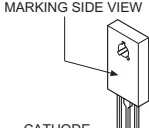
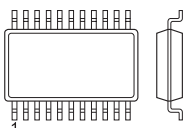
	B	C	E
Q9100	4.3	5.2	3.6
Q9101	0.0	9.0	5.2
Q9102	3.6	GND	4.3
Q9103	5.1	9.0	4.5
Q9104	3.6	GND	4.3
Q9105	5.1	9.0	4.5
Q9106	3.6	GND	4.3
Q9107	5.1	9.0	4.5
Q9108	3.6	GND	4.3
Q9109	5.1	9.0	4.5
Q9110	0.8	66.7	0.2
Q9111	133.8	66.7	134.3

All voltages are in V.

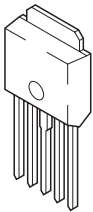
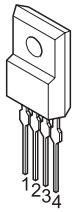
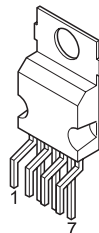
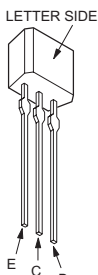
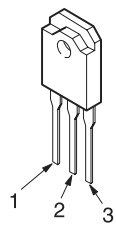
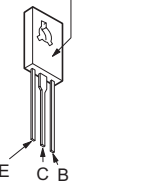
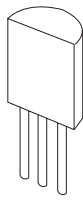
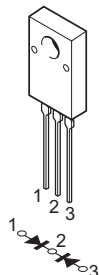
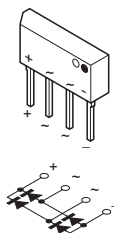
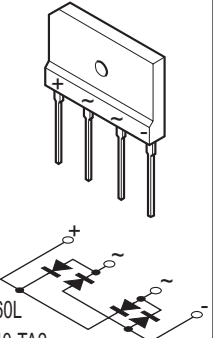
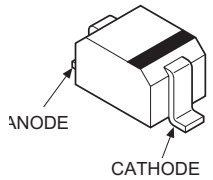
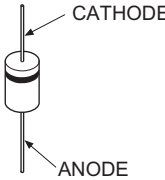
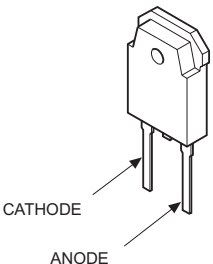
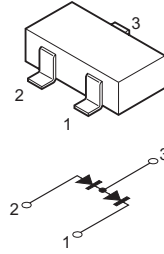
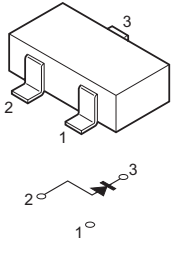
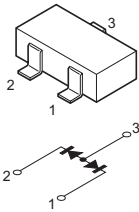
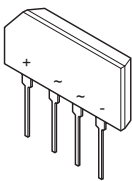
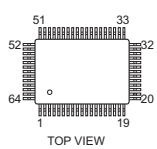
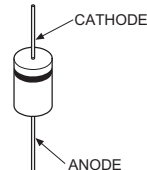
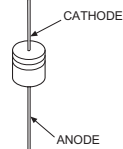
1 | **2** | **3** | **4** | **5**



5-4. SEMICONDUCTORS (1 OF 2)

 <p>14pin</p> <p>M52055FP TLC2932IPW TLC2933IPWR-12</p>	 <p>16pin</p> <p>CXD2085M-T4 SN74LV4053ANSR</p>	 <p>32pin</p> <p>BH3868AFS-E2</p>	 <p>5pin</p> <p>PST9120NL PST9145NL TC7SET08FU(TE85L)</p>	 <p>22pin</p> <p>CXA2026AS</p>
 <p>32pin</p> <p>CXD2073Q-T4</p>	 <p>48pin</p> <p>CXA2103Q CXA2150Q</p>	 <p>64pin</p> <p>TLC5733AIPM</p>	 <p>240pin</p> <p>CXD9509AQ</p>	 <p>CXA2151Q</p>
 <p>M306V2ME-153FP</p>	 <p>NJM79M12FA</p>	 <p>LA6500-FA</p>	 <p>2SA1208S-TP 2SA10910-TPE</p>	 <p>IRF614 IRFI644-G-LF36 IRFI9630GS</p>
 <p>2SA2005 2SC5511</p>	 <p>2SC3311A-QRSTA</p>	 <p>2SK2036(TE85L)</p>	 <p>DTA114EKA-T146 DTC114TKA-T146 DTC144EKA-T146 2SA1226 2SD601A-QRS-TX 2SB709A-QRS-TX 2SC2412K-T-146-QR 2SD2114KT146</p>	
 <p>TDA6111Q/N4</p>	 <p>2SC4632LS-CB7</p>	 <p>D5LC20U</p>	 <p>NJM2901M-TE2 NJM2903M-TE2 NJM2904M-TE2 NJM4558E(TE2) TC7WU04FU(TE12R)</p>	

SEMICONDUCTORS (2 OF 2)


 <p>PQ07VZ012P</p>	 <p>PQ09RD21 PQ05RF21 PQ12RF21 PQ30RV21</p>	 <p>STV9379</p>	 <p>LETTER SIDE E C B 2SA1776TV2Q 2SA1309A-QRSTA</p>	 <p>2SC3997S-SONY</p>
 <p>LETTER SIDE E C B 2SC2688-LK 2SC3840K</p>	 <p>UPC1093J</p>	 <p>D5SC4M D8LC40F</p>	 <p>S1VB20</p>	 <p>D6SB60L D1NL40-TA2</p>
 <p>ANODE CATHODE MA111-TX MA113-TX UDZSTE-1710B UDZSTE-176.8B UDZSTE-17-12</p>	 <p>CATHODE ANODE 1SS133T-77 D1NL20U-TR ERC91-02E</p>	 <p>CATHODE ANODE PG124S15</p>	 <p>MA153-TX</p>	 <p>MA3091-TX</p>
 <p>DAN202K-T-146</p>	 <p>D4SBS6-F</p>	 <p>TOP VIEW CXA2069Q CXP85840A-039Q</p>	 <p>CATHODE ANODE D1NL20U-TA2 ERA22-08TP3 ERC04-06SE GP08DPKG23 HSS83TD HZU11B1TRF RGP02-20EL-6394 MTZJ-77-22B</p>	
			 <p>CATHODE ANODE D1NS4-TA2 MTZJ-T-77-15 MTZJ-T-77-15B MTZJ-T-77-33B MTZJ-T-77-10 MTZJ-T-77-12 MTZJ-T-77-13C MTZJ-T-77-2.0A MTZJ-T-77-22 MTZJ-T-77-3.0B</p>	


SECTION 6: EXPLODED VIEWS

Components not identified by a part number or description are not stocked because they are seldom required for routine service.

The component parts of an assembly are indicated by the reference numbers in the far right column of the parts list and within the dotted lines of the diagram.

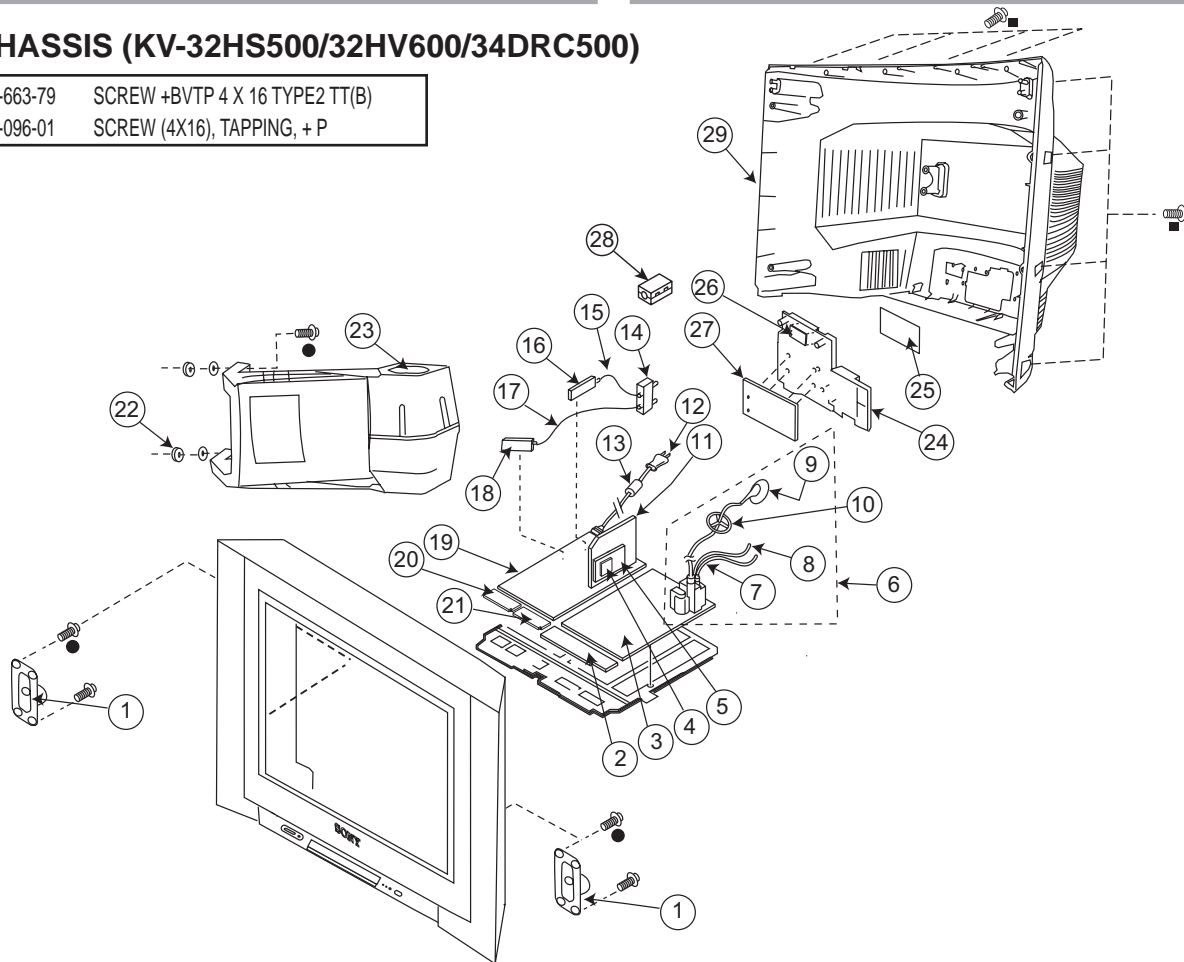
* Items marked with an asterisk are not stocked since they are seldom required for routine service. Expect some delay when ordering these components.









NOTE: The components identified by shading and  mark are critical for safety. Replace only with part number specified.


NOTE: Les composants identifiés par un trame et une marque  sont critiques pour la sécurité. Ne les remplacer que par une pièce portant le numéro spécifié.


6-1. CHASSIS (KV-32HS500/32HV600/34DRC500)

- 7-685-663-79 SCREW +BVTP 4 X 16 TYPE2 TT(B)
- 4-384-096-01 SCREW (4X16), TAPPING, + P



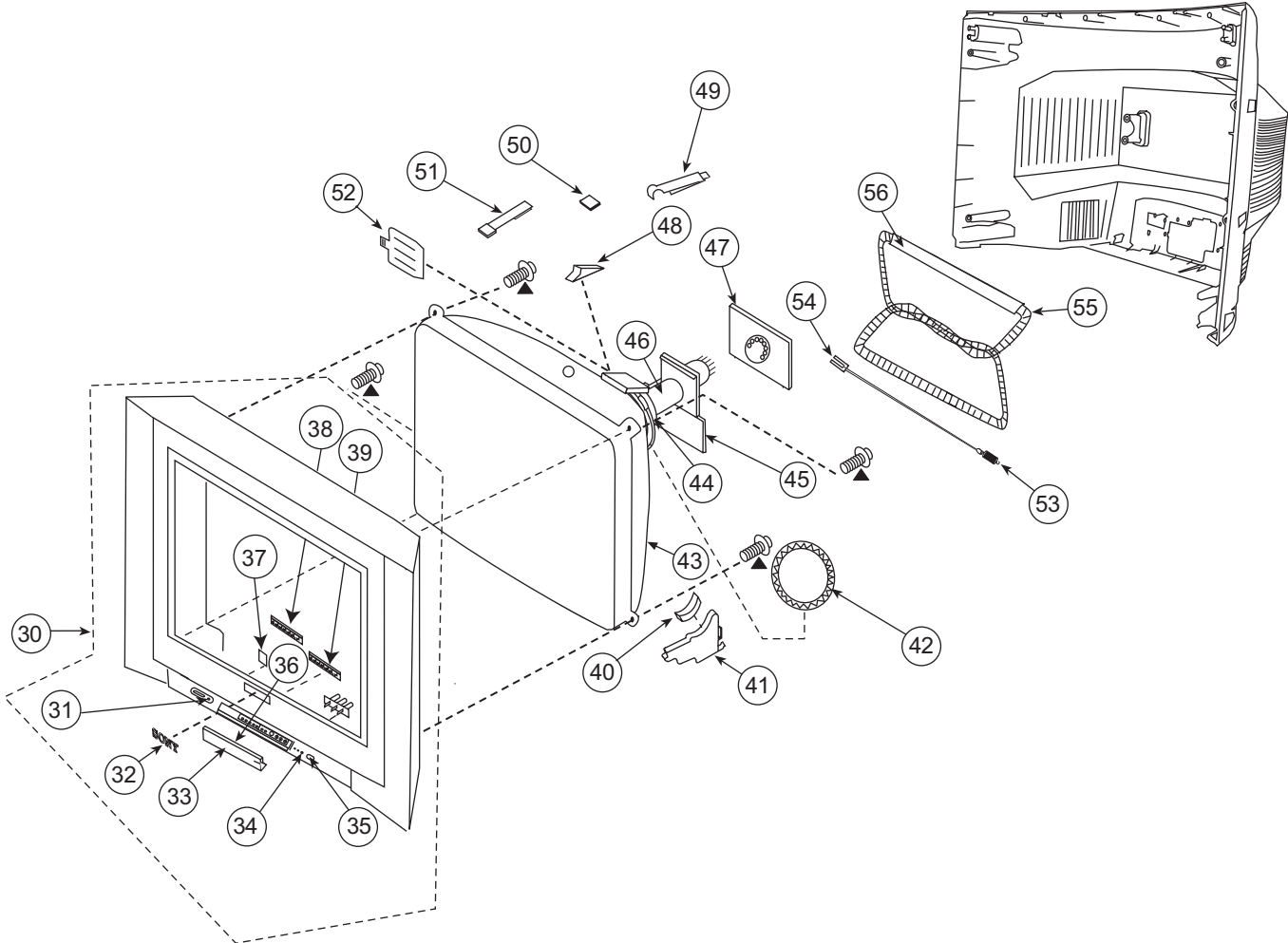
REF. NO.	PART NO.	DESCRIPTION	[Assembly Includes]	REF. NO.	PART NO.	DESCRIPTION
1	1-825-104-11	SPEAKER (24X4.2CM)		 12	1-790-316-22	CORD, AC POWER (WITH CONNECTOR)
* 2	A-1400-549-A	HA MOUNTED PC BOARD		13	1-500-386-11	KV-34DRC500 (LATIN SOUTH) ONLY
* 3	A-1300-319-A	D COMPLETE PC BOARD		 14	1-771-787-12	FILTER, CLAMP (FERRITE CORE)
		ALL EXCEPT KV-34DRC500 (LATIN SOUTH)		* 15	1-555-400-00	CABLE, PIN
* 3	A-1300-538-A	D COMPLETE PC BOARD		16	8-598-594-20	TUNER, FSS BTF-FA421
		KV-34DRC500 (LATIN SOUTH) ONLY		* 17	1-751-136-21	CABLE, PIN
		The high-voltage leads associated with the FBT on this board are not included and must be ordered separately (SEE 7-9).		18	8-598-593-40	TUNER, FSS BTF-WA421
* 4	A-1300-322-A	MS1 COMPLETE PC BOARD		* 19	A-1300-326-A	A COMPLETE PC BOARD
* 5	A-1300-325-A	B COMPLETE PC BOARD				ALL EXCEPT KV-34DRC500 (LS)
		ALL EXCEPT KV-32HV600		* 19	A-1300-537-A	A COMPLETE PC BOARD
* 5	A-1300-327-A	B COMPLETE PC BOARD				KV-34DRC500 (LS) ONLY
 6	1-453-437-11	FBT ASSY NX-6020/M3H4	(7-9)	* 20	A-1300-323-A	HM COMPLETE PC BOARD
 7	1-900-805-22	CONNECTOR ASSY, G2 HV		* 21	A-1400-548-A	HB MOUNTED PC BOARD
 8	1-900-805-19	WIRE ASSY, FOCUS HV		* 22	4-374-745-31	CUSHION (A)
 9	1-251-715-22	CAP ASSY, HIGH-VOLTAGE		23	1-825-105-11	SPEAKER (10CM)
10	4-084-918-01	HOLDER, HV CABLE		 24	4-086-882-01	BRACKET, U
* 11	A-1300-320-A	M COMPLETE PC BOARD		25	4-086-884-01	LABEL, TERMINAL
 12	1-769-837-11	CORD, POWER (WITH CONNECTOR)		* 26	A-1300-324-A	UD COMPLETE PC BOARD
		ALL EXCEPT KV-34DRC500 (LATIN SOUTH)		* 27	A-1300-321-A	U COMPLETE PC BOARD
				28	1-500-082-11	CLAMP, SLEEVE FERRITE
				29	4-086-874-01	COVER, REAR






NOTE: The components identified by shading and  mark are critical for safety. Replace only with part number specified.

NOTE: Les composants identifiés par un trame et une marque  sont critiques pour la sécurité. Ne les remplacer que par une pièce portant le numéro spécifié.

6-2. PICTURE TUBE (KV-32HS500/32HV600/34DRC500)

 4-046-765-12 SCREW, TAPPING 7+CROWN WASHER



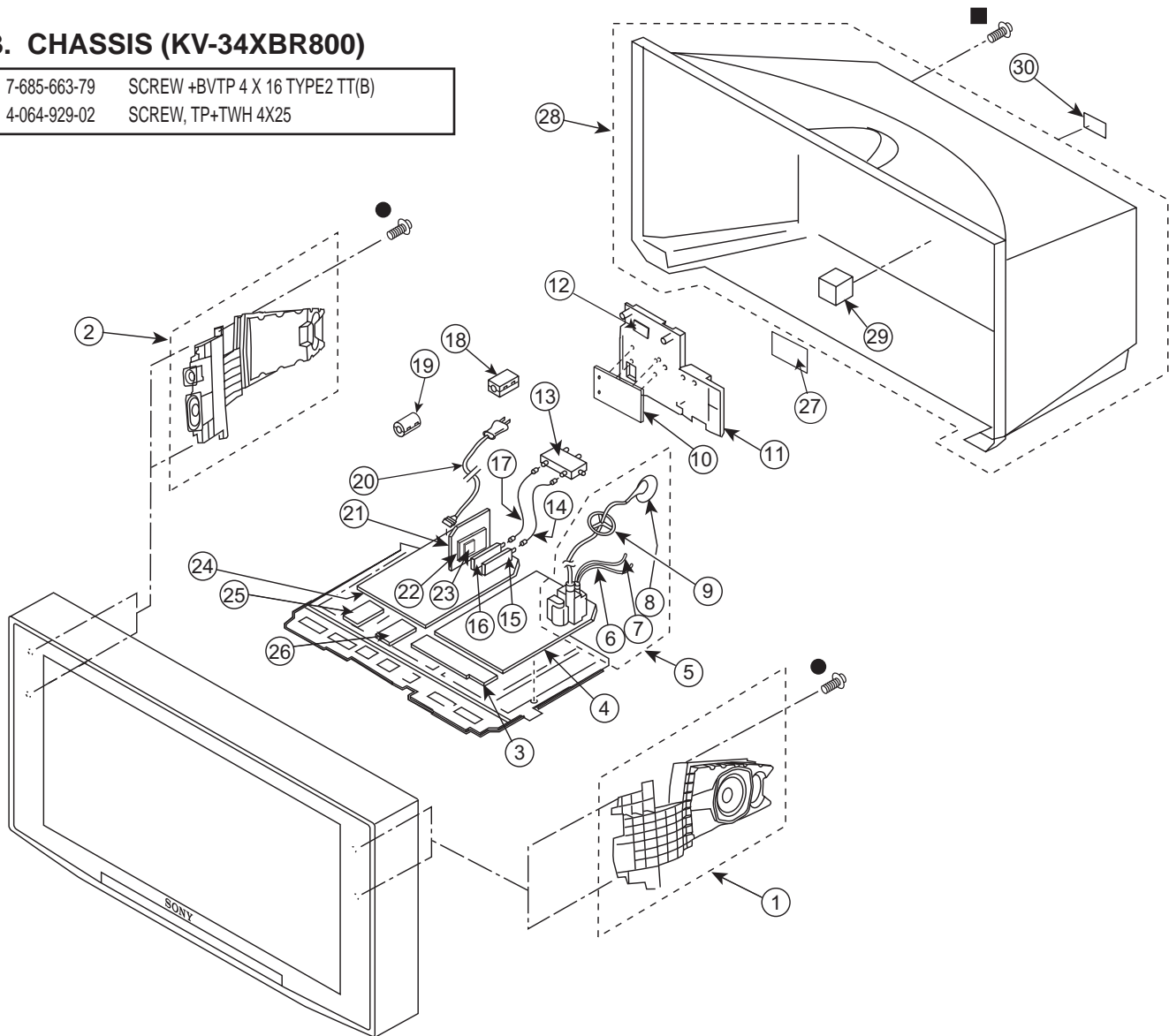
REF. NO.	PART NO.	DESCRIPTION	[Assembly Includes]	REF. NO.	PART NO.	DESCRIPTION	
30	X-4039-826-1	BEZNET ASSY	(31-39)		43	8-735-047-05	CRT 34RSN
		ALL EXCEPT KV-32HV600			44	8-451-512-21	DY Y34RSC-Y
30	X-4040-165-1	BEZNET ASSY	(31-39)	*	45	A-1400-561-A	W MOUNTED PC BOARD
		KV-32HV600 ONLY			46	8-453-009-21	NECK ASSEMBLY NA325-M2
31	4-087-087-01	GUIDE, MS LED		*	47	A-1400-550-A	CH MOUNTED PC BOARD
32	3-704-179-81	EMBLEM (NO.9), SONY					ALL EXCEPT KV-32HV600
33	4-086-876-11	DOOR		*	47	A-1400-562-A	CX MOUNTED PC BOARD
34	4-086-878-01	GUIDE, LED					KV-32HV600 ONLY
35	4-086-879-11	BUTTON, POWER		48	4-053-005-01	SPACER, DY	
36	4-086-877-01	COVER, DOOR		49	4-065-895-11	HOLDER, DGC	
37	4-083-848-12	DAMPER, DOOR		50	1-452-885-11	MAGNET, LANDING	
38	4-083-302-02	BUTTON, MENU		51	4-083-414-01	PIECE A(110), CONV CORRECT	
39	4-083-301-11	BUTTON, MULTI		52	4-081-170-01	PLATE, TLH CORRECTION	
40	4-088-878-01	CUSION, 32 CRT SUPPORTER		53	4-082-641-01	SPRING, 45MM	
41	4-086-875-01	SUPPORTER, CRT		54	4-082-640-01	HOOK, GROUND WIRE	
	42	1-451-498-21	COIL, NA ROTATION		55	1-416-827-21	COIL, DEGAUSSING
					56	4-084-728-01	CUSHION, DGC

NOTE: The components identified by shading and ⚠ mark are critical for safety. Replace only with part number specified.

NOTE: Les composants identifiés par un trame et une marque ⚠ sont critiques pour la sécurité. Ne les remplacer que par une pièce portant le numéro spécifié.

6-3. CHASSIS (KV-34XBR800)

- 7-685-663-79 SCREW +BVTP 4 X 16 TYPE2 TT(B)
- 4-064-929-02 SCREW, TP+TWH 4X25



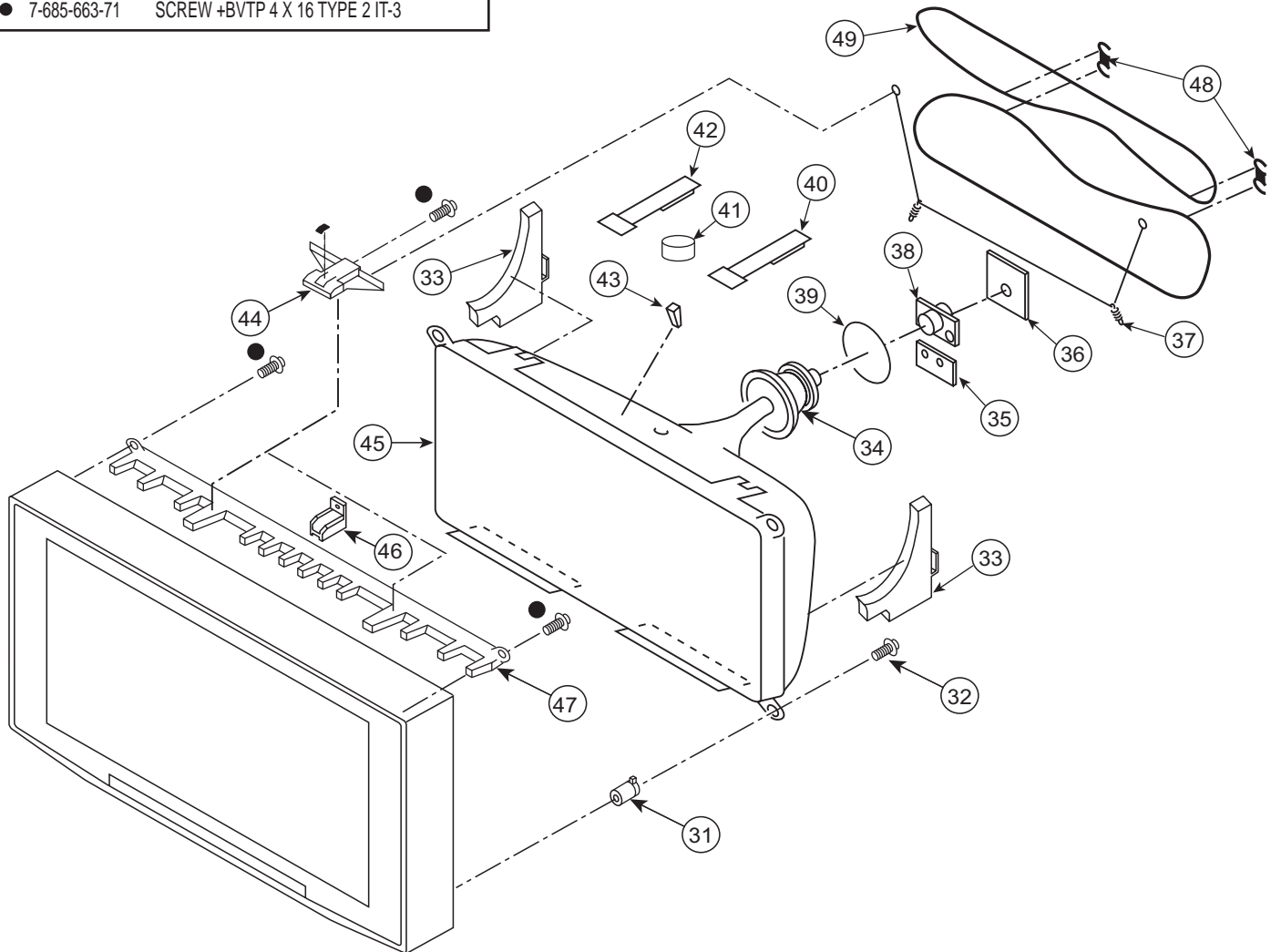
REF. NO.	PART NO.	DESCRIPTION	[Assembly Includes]	REF. NO.	PART NO.	DESCRIPTION	[Assembly Includes]
1	1-544-883-21	SPEAKER BOX (RIGHT)		15	8-598-593-40	TUNER, FSS BTF-WA421	
2	1-544-883-11	SPEAKER BOX (LEFT)		16	8-598-594-20	TUNER, FSS BTF-FA421	
* 3	A-1400-709-A	HC MOUNTED PC BOARD		* 17	1-555-400-00	CABLE, PIN	
* 4	A-1300-319-A	D COMPLETE PC BOARD		18	1-500-082-11	CLAMP, SLEEVE FERRITE	
		The high-voltage leads associated with the FBT on this board are not included and must be ordered separately (SEE 6-8).		19	1-500-386-11	FILTER, CLAMP (FERRITE CORE)	
⚠ 5	1-453-437-21	FBT ASSY NX-6020//M3J4	(6-8)	⚠ 20	1-769-837-11	CORD, POWER (WITH CONNECTOR)	
⚠ 6	1-900-805-22	CONNECTOR ASSY, G2 HV		* 21	A-1300-320-A	M COMPLETE PC BOARD	
⚠ 7	1-900-805-19	WIRE ASSY, FOCUS HV		* 22	A-1300-327-A	B COMPLETE PC BOARD	
⚠ 8	1-251-374-12	CAP ASSY, HIGH-VOLTAGE		* 23	A-1300-322-A	MS1 COMPLETE PC BOARD	
9	4-084-918-01	HOLDER, HV CABLE		* 24	A-1300-326-A	A COMPLETE PC BOARD	
* 10	A-1300-321-A	U COMPLETE PC BOARD		* 25	A-1400-548-A	HB MOUNTED PC BOARD	
⚠ 11	4-086-882-01	BRACKET, U		* 26	A-1300-323-A	HM COMPLETE PC BOARD	
* 12	A-1300-324-A	UD COMPLETE PC BOARD		27	4-086-884-01	LABEL, TERMINAL	
⚠ 13	1-771-787-12	SWITCH, RF ANTENNA		28	X-4039-221-1	COVER ASSY, REAR	(29)
* 14	1-751-136-21	CABLE, PIN		29	4-079-345-02	CUSHION, REAR COVER (18 X 18)	
				30	4-088-892-01	LABEL, SERIAL NO	

NOTE: The components identified by shading and ⚠ mark are critical for safety. Replace only with part number specified.


NOTE: Les composants identifiés par un trame et une marque ⚠ sont critiques pour la sécurité. Ne les remplacer que par une pièce portant le numéro spécifié.


6-4. PICTURE TUBE (KV-34XBR800)

● 7-685-663-71 SCREW +BVTP 4 X 16 TYPE 2 IT-3



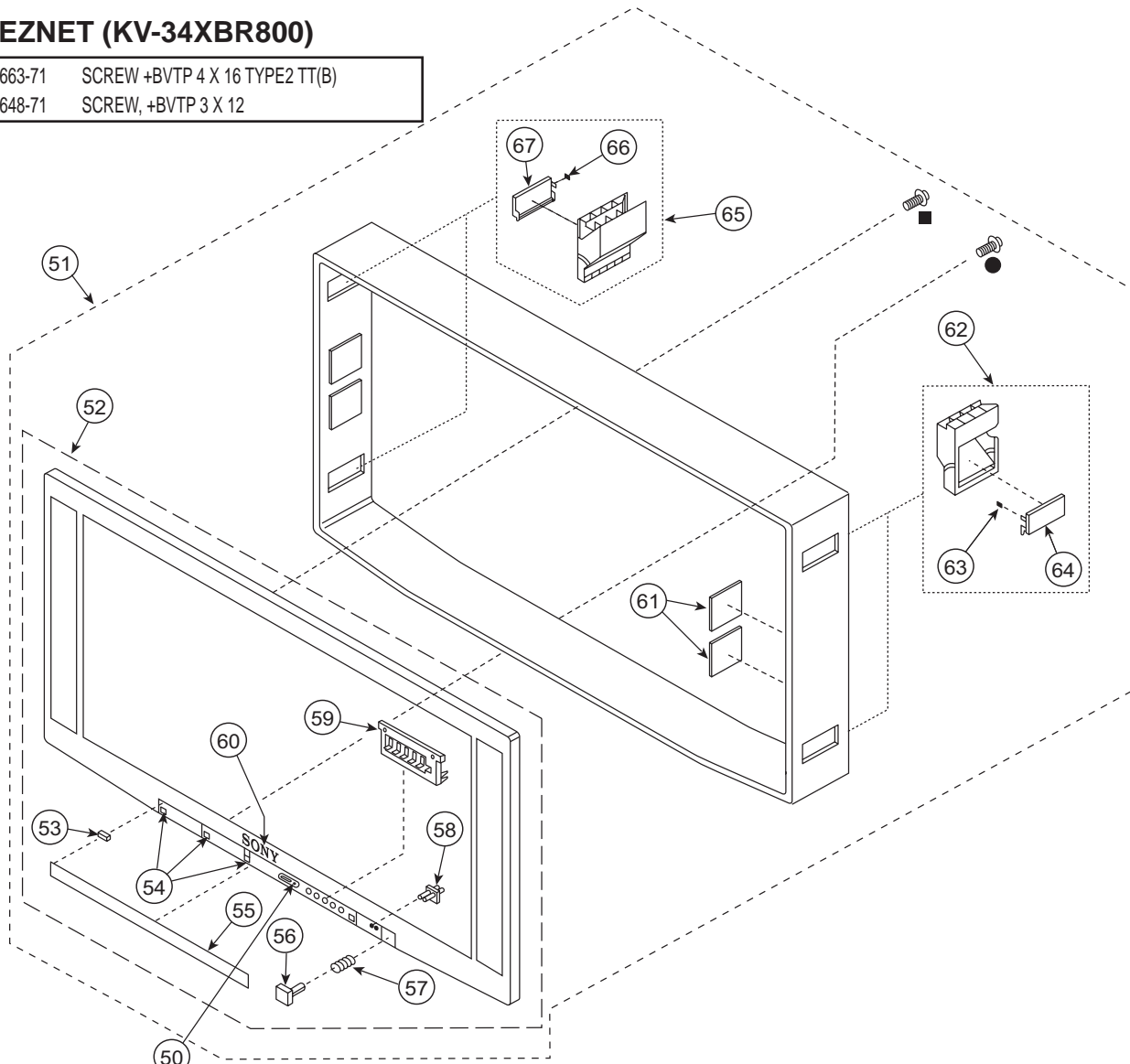
REF. NO.	PART NO.	DESCRIPTION	REF. NO.	PART NO.	DESCRIPTION
⚠ 31	4-086-434-01	SPACER, CRT	40	4-051-734-21	PIECE B(120), CONV. CORRECT
⚠ 32	4-080-811-01	SCREW, TAPPING 7+ CROWN WASHER (L40)	41	1-452-032-00	MAGNET, DISC
33	4-064-944-01	SUPPORTER, CRT	42	4-083-414-01	PIECE A(110), CONV CORRECT
⚠ 34	8-451-498-22	DY Y36RVC-M2	43	4-053-005-01	SPACER, DY
* 35	A-1400-561-A	W MOUNTED PC BOARD	44	X-4038-670-2	HOLDER, DGC ASSY
* 36	A-1400-562-A	CX MOUNTED PC BOARD	⚠ 45	8-735-060-05	CRT 36RV2
37	4-065-852-01	SPRING, EXTENSION	46	X-4038-679-3	SPACER -36 ASSY
⚠ 38	8-453-009-21	NECK ASSEMBLY NA325-M2	47	4-080-281-04	BEAM
⚠ 39	1-451-498-31	COIL, NA ROTATION	48	4-066-488-03	HOLDER (M), DGC
			⚠ 49	1-416-837-11	COIL, DEGAUSSING

NOTE: The components identified by shading and  mark are critical for safety. Replace only with part number specified.

NOTE: Les composants identifiés par un trame et une marque  sont critiques pour la sécurité. Ne les remplacer que par une pièce portant le numéro spécifié.

6-5. BEZNET (KV-34XBR800)

- 7-685-663-71 SCREW +BVTP 4 X 16 TYPE2 TT(B)
- 7-685-648-71 SCREW, +BVTP 3 X 12



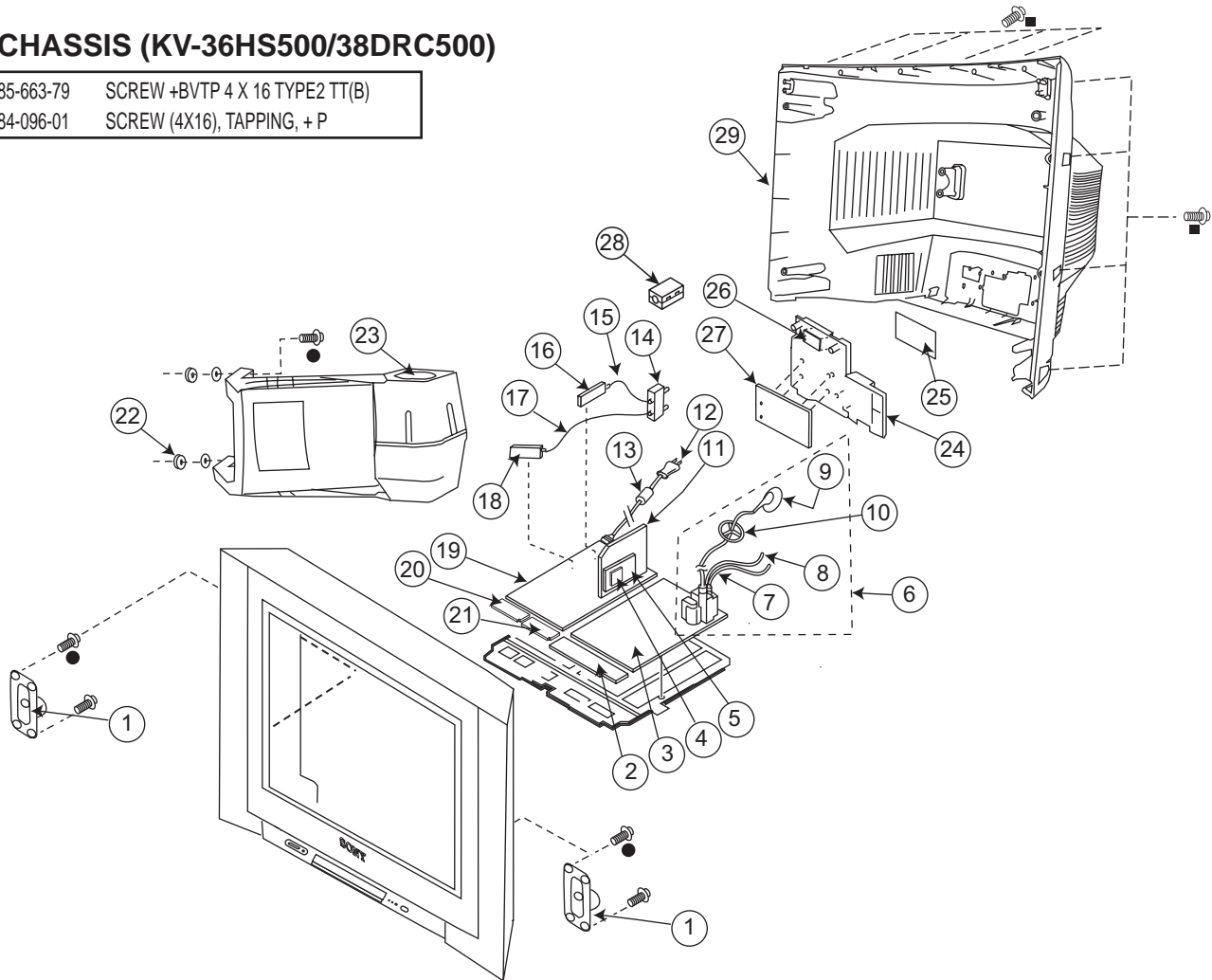
REF. NO.	PART NO.	DESCRIPTION	[Assembly Includes]	REF. NO.	PART NO.	DESCRIPTION	[Assembly Includes]
50	4-087-087-11	GUIDE, MS LED		61	4-081-324-01	DAMPER (DT)	
51	X-4040-317-1	BEZNET ASSY	(52-67)	62	X-4038-600-1	HANDLE ASSY, RIGHT	(63-64)
52	X-4040-318-1	BEZEL ASSY	(53-60)	63	4-081-009-01	TAPE (D)	
53	4-076-673-03	DAMPER, DOOR		64	4-064-943-11	COVER, HANDLE	
54	4-072-630-01	CUSHION, DOOR		65	X-4038-601-1	HANDLE ASSY, LEFT	(66-67)
55	4-080-379-31	DOOR		66	4-081-009-01	TAPE (D)	
56	4-080-364-11	BUTTON, POWER		67	4-064-943-11	COVER, HANDLE	
57	4-042-593-01	SPRING, COMPRESSION					
58	4-080-361-11	GUIDE, LED					
59	4-080-362-12	BUTTON, MULTI					
60	3-704-179-81	EMBLEM (NO.9), SONY					

NOTE: The components identified by shading and ⚠ mark are critical for safety. Replace only with part number specified.

NOTE: Les composants identifiés par un trame et une marque ⚠ sont critiques pour la sécurité. Ne les remplacer que par une pièce portant le numéro spécifié.

6-6. CHASSIS (KV-36HS500/38DRC500)

- 7-685-663-79 SCREW +BVTP 4 X 16 TYPE2 TT(B)
- 4-384-096-01 SCREW (4X16), TAPPING, + P



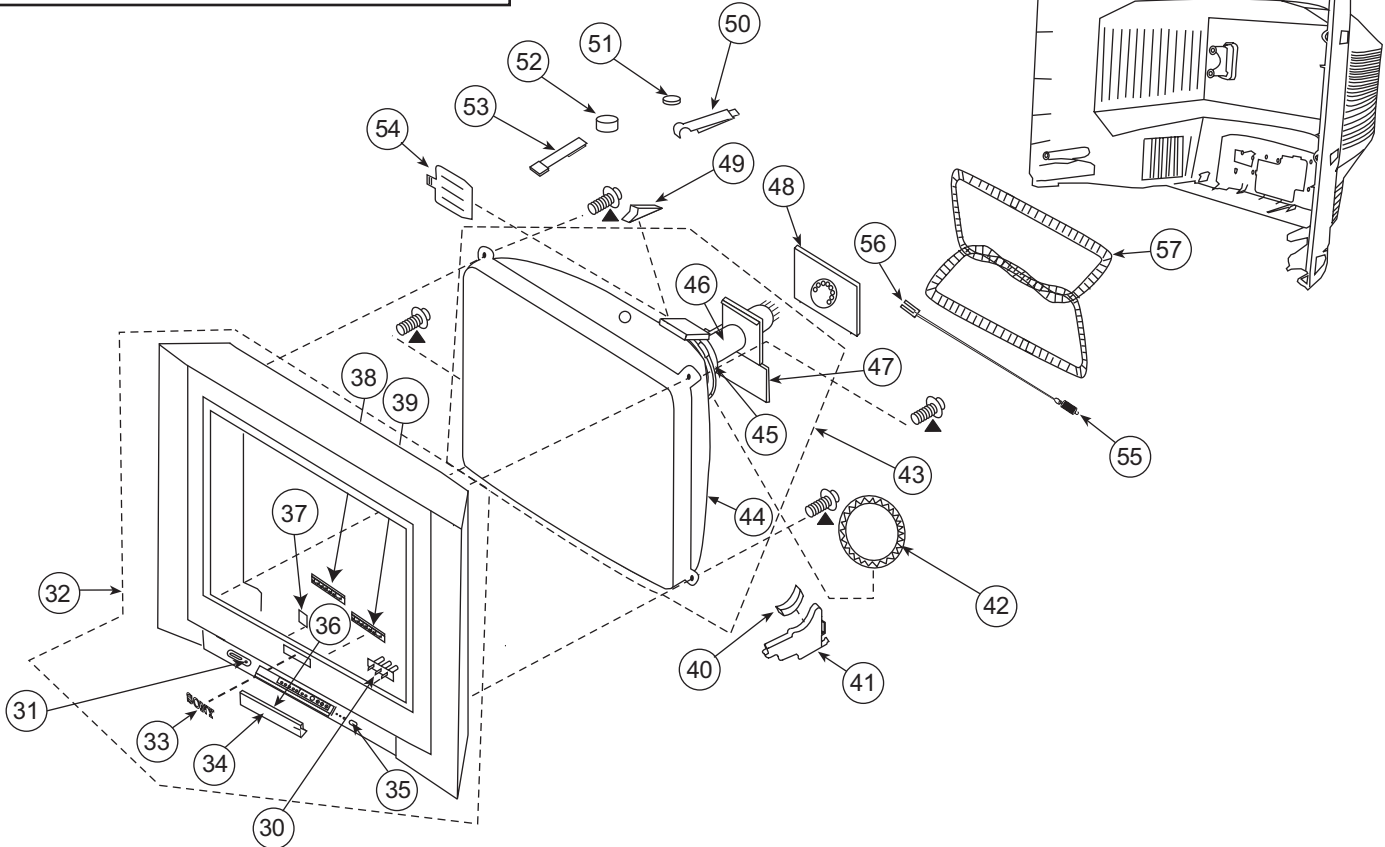
REF. NO.	PART NO.	DESCRIPTION	[Assembly Includes]	REF. NO.	PART NO.	DESCRIPTION
1	1-825-104-11	SPEAKER (24X4.2CM)		13	1-500-386-11	FILTER, CLAMP (FERRITE CORE)
* 2	A-1400-549-A	HA MOUNTED PC BOARD		⚠ 14	1-771-787-12	SWITCH, RF ANTENNA
* 3	A-1300-319-A	D COMPLETE PC BOARD		* 15	1-555-400-00	CABLE, PIN
		The high-voltage leads associated with the FBT on this board are not included and must be ordered separately (SEE 7-9).		16	8-598-594-20	TUNER, FSS BTF-FA421
* 4	A-1300-322-A	MS1 COMPLETE PC BOARD		* 17	1-751-136-21	CABLE, PIN
* 5	A-1300-325-A	B COMPLETE PC BOARD		18	8-598-593-40	TUNER, FSS BTF-WA421
⚠ 6	1-453-437-11	FBT ASSY NX-6020/M3J4	(7-9)	* 19	A-1300-326-A	A COMPLETE PC BOARD
⚠ 7	1-900-805-22	CONNECTOR ASSY, G2 HV		* 20	A-1300-323-A	HM COMPLETE PC BOARD
⚠ 8	1-900-805-19	WIRE ASSY, FOCUS HV		* 21	A-1400-548-A	HB MOUNTED PC BOARD
⚠ 9	1-251-715-22	CAP ASSY, HIGH-VOLTAGE		* 22	4-374-745-31	CUSHION (A)
10	4-084-918-01	HOLDER, HV CABLE		23	1-825-105-11	SPEAKER (10CM)
* 11	A-1300-320-A	M COMPLETE PC BOARD		⚠ 24	4-086-882-01	BRACKET, U
⚠ 12	1-769-837-11	CORD, POWER (WITH CONNECTOR)		25	4-086-884-01	LABEL, TERMINAL
		ALL EXCEPT KV-38DRC500 (LATIN SOUTH)		* 26	A-1300-324-A	UD COMPLETE PC BOARD
⚠ 12	1-790-316-22	CORD, AC POWER (WITH CONNECTOR)		* 27	A-1300-321-A	U COMPLETE PC BOARD
		KV-38DRC500 (LATIN SOUTH) ONLY		28	1-500-082-11	CLAMP, SLEEVE FERRITE
				29	4-086-886-01	COVER, REAR

NOTE: The components identified by shading and ⚠ mark are critical for safety. Replace only with part number specified.

NOTE: Les composants identifiés par un trame et une marque ⚠ sont critiques pour la sécurité. Ne les remplacer que par une pièce portant le numéro spécifié.

6-7. PICTURE TUBE (KV-36HS500/38DRC500)

▲ 4-046-765-12 SCREW, TAPPING 7+CROWN WASHER,



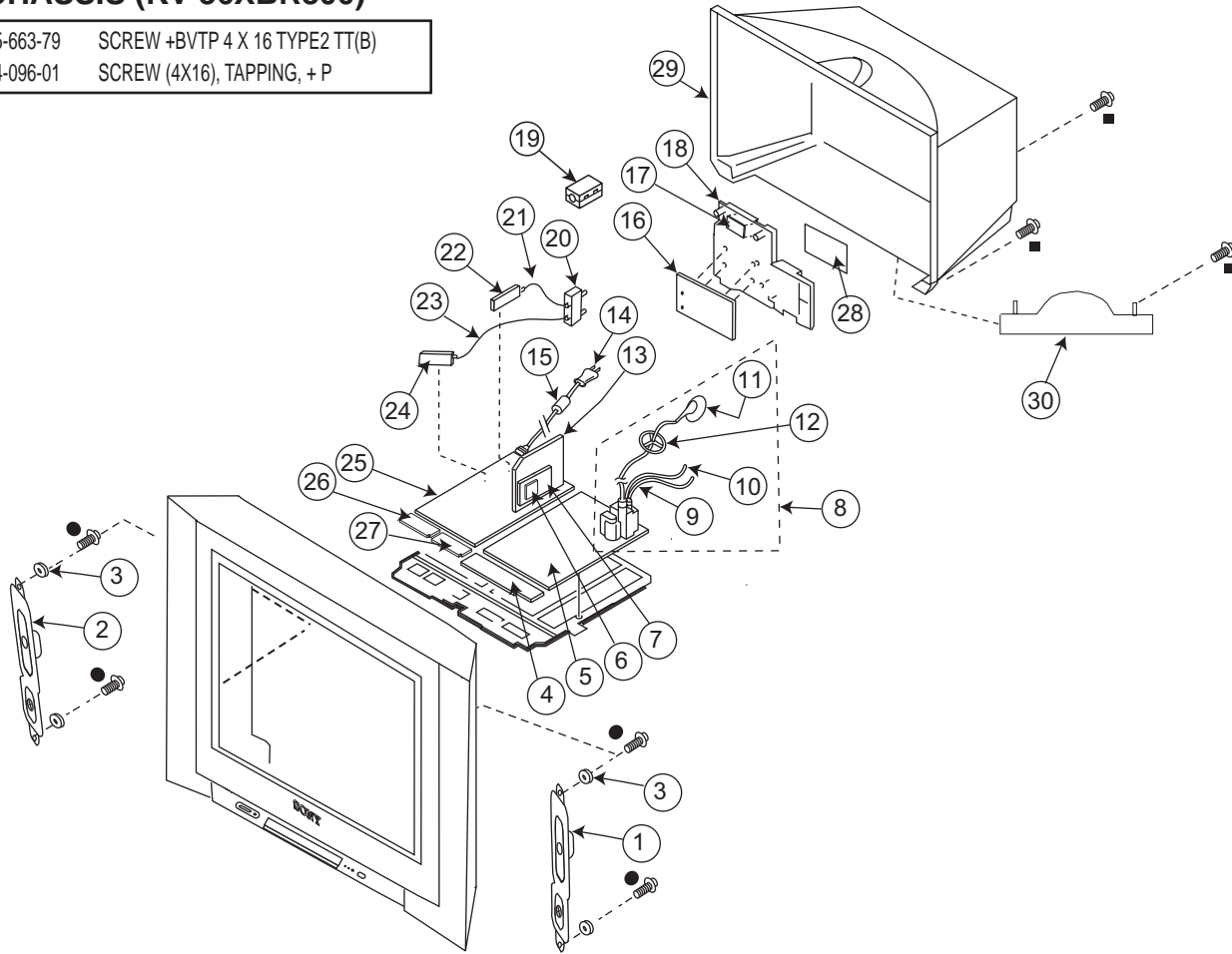
REF. NO.	PART NO.	DESCRIPTION	[Assembly Includes]	REF. NO.	PART NO.	DESCRIPTION
30	4-086-878-01	GUIDE, LED		49	2-164-116-01	SPACER, DY
31	4-087-087-01	GUIDE, MS LED		50	4-065-895-11	HOLDER, DGC
32	X-4039-827-1	BEZNET ASSY	(33-37)	51	1-452-032-11	MAGNET, DISC
33	3-704-179-81	EMBLEM (NO.9), SONY		52	1-452-014-11	CIRCULAR DISC MAGNET B
34	4-086-876-11	DOOR		53	4-085-128-01	PIECE A(110), CONV CORRECT
35	4-086-879-11	BUTTON, POWER		54	2-163-920-01	PLATE, TLH CORRECTION
36	4-086-877-01	COVER, DOOR		55	4-082-641-01	SPRING, 45MM
37	4-083-848-12	DAMPER, DOOR		56	4-082-640-01	HOOK, GROUND WIRE
38	4-083-302-02	BUTTON, MENU		⚠ 57	1-416-828-41	COIL, DEGAUSS
39	4-083-301-11	BUTTON, MULTI				
40	4-088-879-01	CUSION, 36 CRT SUPPORTER				
41	4-086-875-01	SUPPORTER, CRT				
⚠ 42	1-451-498-31	COIL, NA ROTATION				
⚠ 43	8-735-048-62	ITC 38RSN-C1	(44-46)			
⚠ 44	8-735-048-05	CRT 38RSN				
⚠ 45	8-451-516-21	DY Y38RSC-V				
⚠ 46	8-453-009-21	NECK ASSEMBLY NA325-M2				
* 47	A-1400-561-A	W MOUNTED PC BOARD				
* 48	A-1400-550-A	CH MOUNTED PC BOARD				

NOTE: The components identified by shading and ⚠ mark are critical for safety. Replace only with part number specified.


NOTE: Les composants identifiés par un trame et une marque ⚠ sont critiques pour la sécurité. Ne les remplacer que par une pièce portant le numéro spécifié.


6-8. CHASSIS (KV-36XBR800)

- 7-685-663-79 SCREW +BVTP 4 X 16 TYPE2 TT(B)
- 4-384-096-01 SCREW (4X16), TAPPING, + P



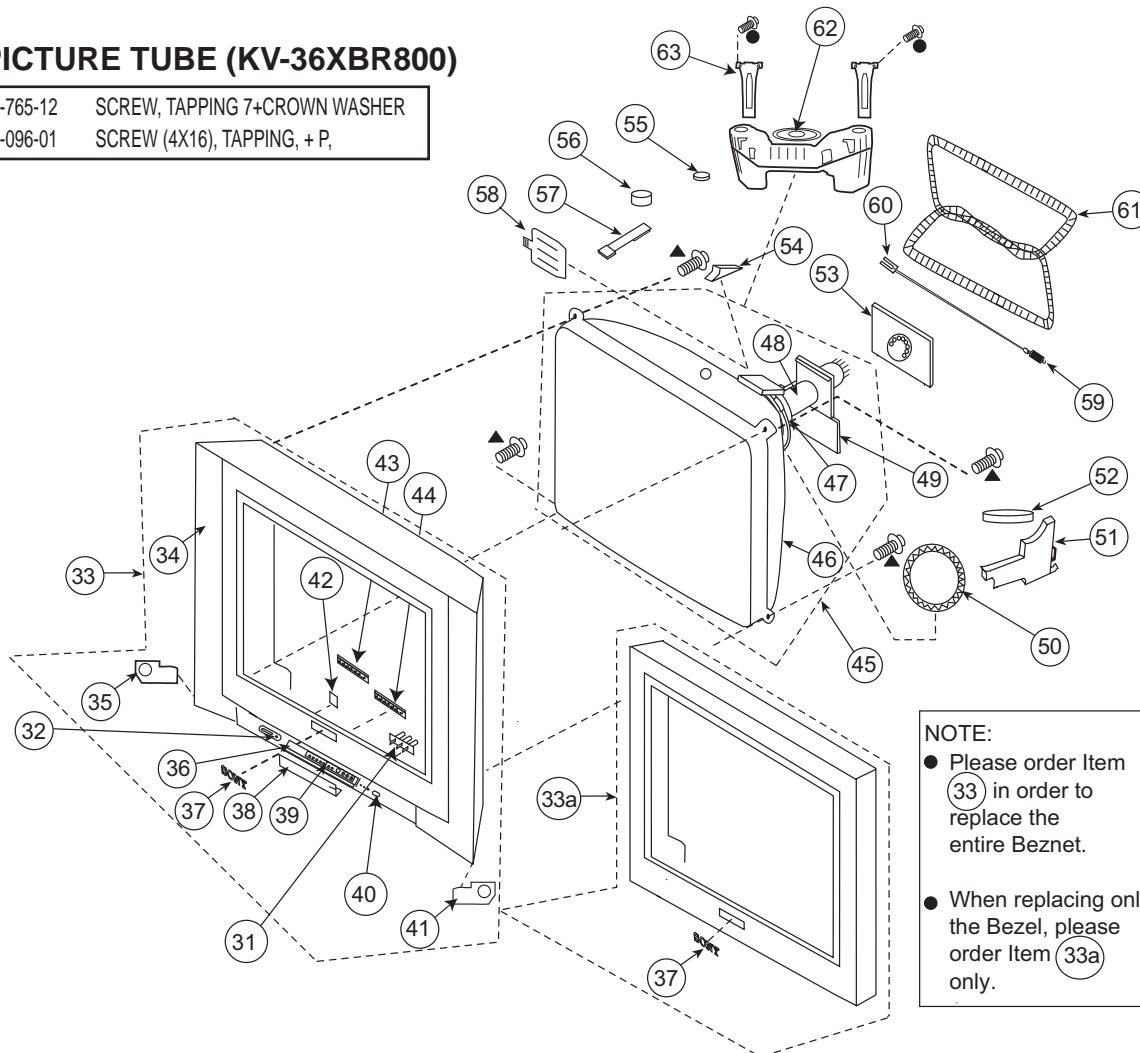
REF. NO.	PART NO.	DESCRIPTION	[Assembly Includes]	REF. NO.	PART NO.	DESCRIPTION
1	1-544-953-11	SPEAKER ASSY (LEFT)		⚠ 14	1-769-837-11	CORD, POWER (WITH CONNECTOR)
2	1-544-953-21	SPEAKER ASSY (RIGHT)		15	1-500-386-11	FILTER, CLAMP (FERRITE CORE)
3	4-374-745-31	CUSHION (A)		* 16	A-1300-321-A	U COMPLETE PC BOARD
* 4	A-1400-549-A	HA MOUNTED PC BOARD		* 17	A-1300-324-A	UD COMPLETE PC BOARD
* 5	A-1300-319-A	D COMPLETE PC BOARD		⚠ 18	4-086-882-01	BRACKET, U
		The high-voltage leads associated with the FBT on this board are not included and must be ordered separately (SEE 9-11).		19	1-500-082-11	CLAMP, SLEEVE FERRITE
* 6	A-1300-322-A	MS1 COMPLETE PC BOARD		⚠ 20	1-771-787-12	SWITCH, RF ANTENNA
* 7	A-1300-327-A	B COMPLETE PC BOARD		* 21	1-555-400-00	CABLE, PIN
⚠ 8	1-453-387-21	FBT ASSY NX-6020/M3J4	(9-11)	22	8-598-594-20	TUNER, FSS BTF-FA421
⚠ 9	1-900-805-22	CONNECTOR ASSY, G2 HV		* 23	1-751-136-21	CABLE, PIN
⚠ 10	1-900-805-19	WIRE ASSY, FOCUS HV		24	8-598-593-40	TUNER, FSS BTF-WA421
⚠ * 11	1-251-715-22	CAP ASSY, HIGH-VOLTAGE		* 25	A-1300-326-A	A COMPLETE PC BOARD
12	4-084-918-01	HOLDER, HV CABLE		* 26	A-1300-323-A	HM COMPLETE PC BOARD
* 13	A-1300-320-A	M COMPLETE PC BOARD		* 27	A-1400-548-A	HB MOUNTED PC BOARD
				28	4-086-884-01	LABEL, TERMINAL
				29	4-086-715-01	COVER, REAR
				30	4-083-308-01	FOOT, RC

NOTE: The components identified by shading and  mark are critical for safety. Replace only with part number specified.

NOTE: Les composants identifiés par un triangle et une marque  sont critiques pour la sécurité. Ne les remplacer que par une pièce portant le numéro spécifié.

6-9. PICTURE TUBE (KV-36XBR800)

- ▲ 4-046-765-12 SCREW, TAPPING 7+CROWN WASHER
- 4-384-096-01 SCREW (4X16), TAPPING, + P,



NOTE:

- Please order Item (33) in order to replace the entire Bezel.
- When replacing only the Bezel, please order Item (33a) only.

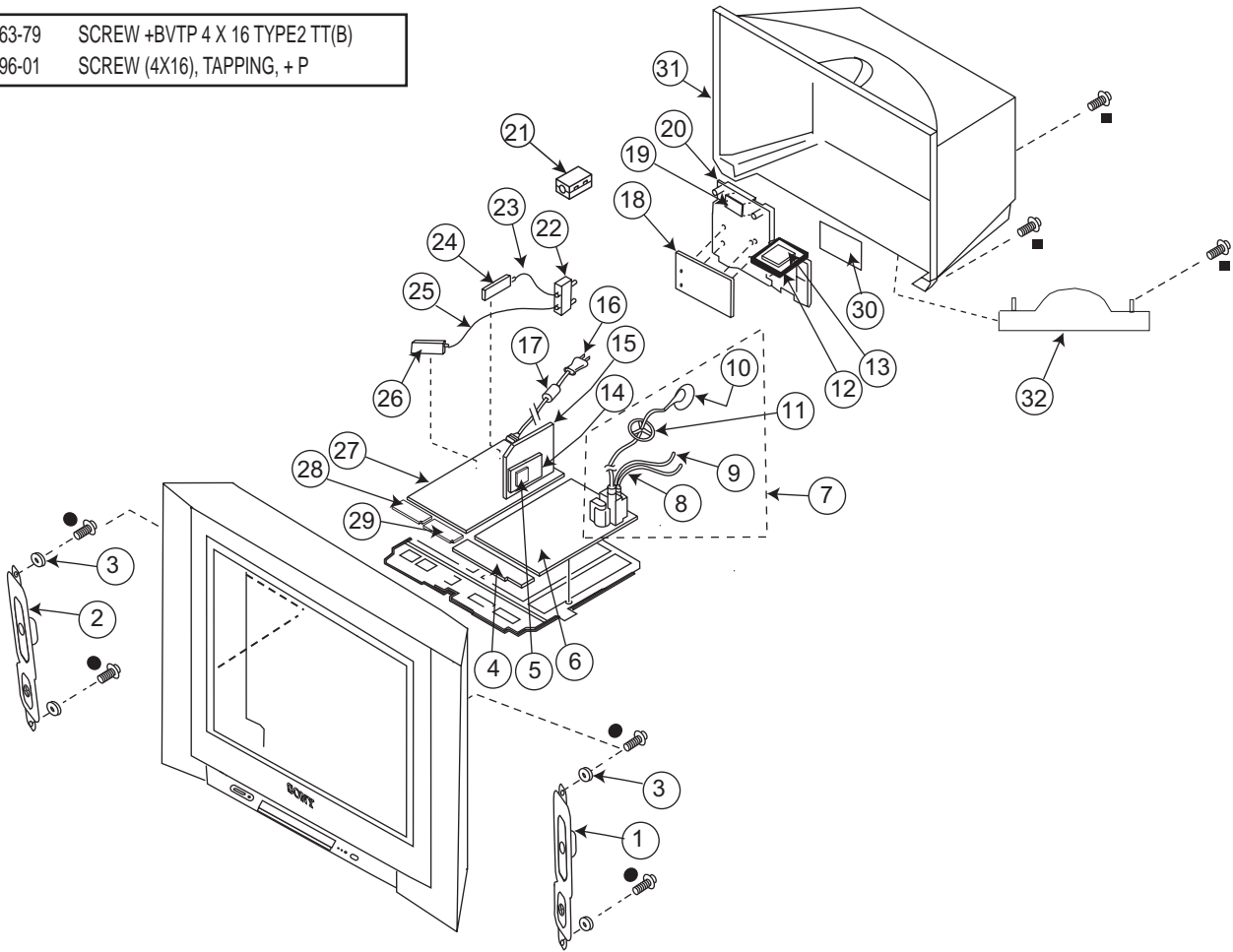
REF. NO.	PART NO.	DESCRIPTION	[Assembly Includes]	REF. NO.	PART NO.	DESCRIPTION	[Assembly Includes]
31	4-083-299-01	GUIDE, LED		▲ 45	8-735-048-62	ITC ASSY 38RSN-C1	(46-48)
32	4-087-087-01	GUIDE, MS LED		▲ 45	8-735-081-62	KV-36XBR800 (U)/36XBR800 (C) ONLY	
33	X-4040-014-1	BEZNET ASSY	(34-42)	▲ 46	8-735-048-05	ITC ASSY 38RSN-C1	(46-48)
33a	X-4040-013-1	BEZEL ASSY	(37)	▲ 46	8-735-048-05	KV-36XBR800 (HAW) ONLY	
34	4-086-714-01	CABINET		▲ 47	8-451-516-21	CRT 38RSN	
* 35	4-083-304-01	FOOT, CABINET (L)		▲ 48	8-453-009-21	DY Y38RSC-V	
36	4-083-303-01	SPRING, METAL		* 49	A-1400-561-A	NECK ASSEMBLY NA325-M2	
37	3-704-179-81	EMBLEM (NO.9), SONY		▲ 50	1-451-498-31	W MOUNTED PC BOARD	
38	4-083-298-11	DOOR		▲ 50	1-451-498-31	COIL, NA ROTATION	
39	4-083-484-02	LABEL, DOOR		51	4-086-875-01	SUPPORTER, CRT	
40	4-083-300-11	BUTTON, POWER		52	4-088-897-01	CUSION, 36 CRT SUPPORTER	
40	4-083-300-01	BUTTON, POWER		* 53	A-1400-562-A	CX MOUNTED PC BOARD	
		KV-36XBR800 (U) ONLY		54	2-164-116-01	SPACER, DY	
		KV-36XBR800 (CND)/36XBR800 (HAW) ONLY		55	1-452-032-11	MAGNET, DISC	
* 41	4-083-305-01	FOOT, CABINET (R)		56	1-452-014-11	CIRCULAR DISC MAGNET B	
* 42	4-084-857-01	CUSHION, DOOR		57	4-085-128-01	PIECE A(110), CONV CORRECT	
43	4-083-302-02	BUTTON, MENU		58	2-163-920-01	PLATE, TLH CORRECTION	
44	4-083-301-11	BUTTON, MULTI		59	4-082-641-01	SPRING, 45MM	
				60	4-082-640-01	HOOK, GROUND WIRE	
				▲ 61	1-416-828-41	COIL, DEGAUSS	
				62	1-544-952-12	SPEAKER BOX (WOOFER)	
				63	X-4040-015-1	HOLDER ASSY, SPEAKER	

NOTE: The components identified by shading and ⚠ mark are critical for safety. Replace only with part number specified.

NOTE: Les composants identifiés par un trame et une marque ⚠ sont critiques pour la sécurité. Ne les remplacer que par une pièce portant le numéro spécifié.

6-10. CHASSIS (KV-40XBR800/42DRC800)

- 7-685-663-79 SCREW +BVTP 4 X 16 TYPE2 TT(B)
- 4-384-096-01 SCREW (4X16), TAPPING, + P



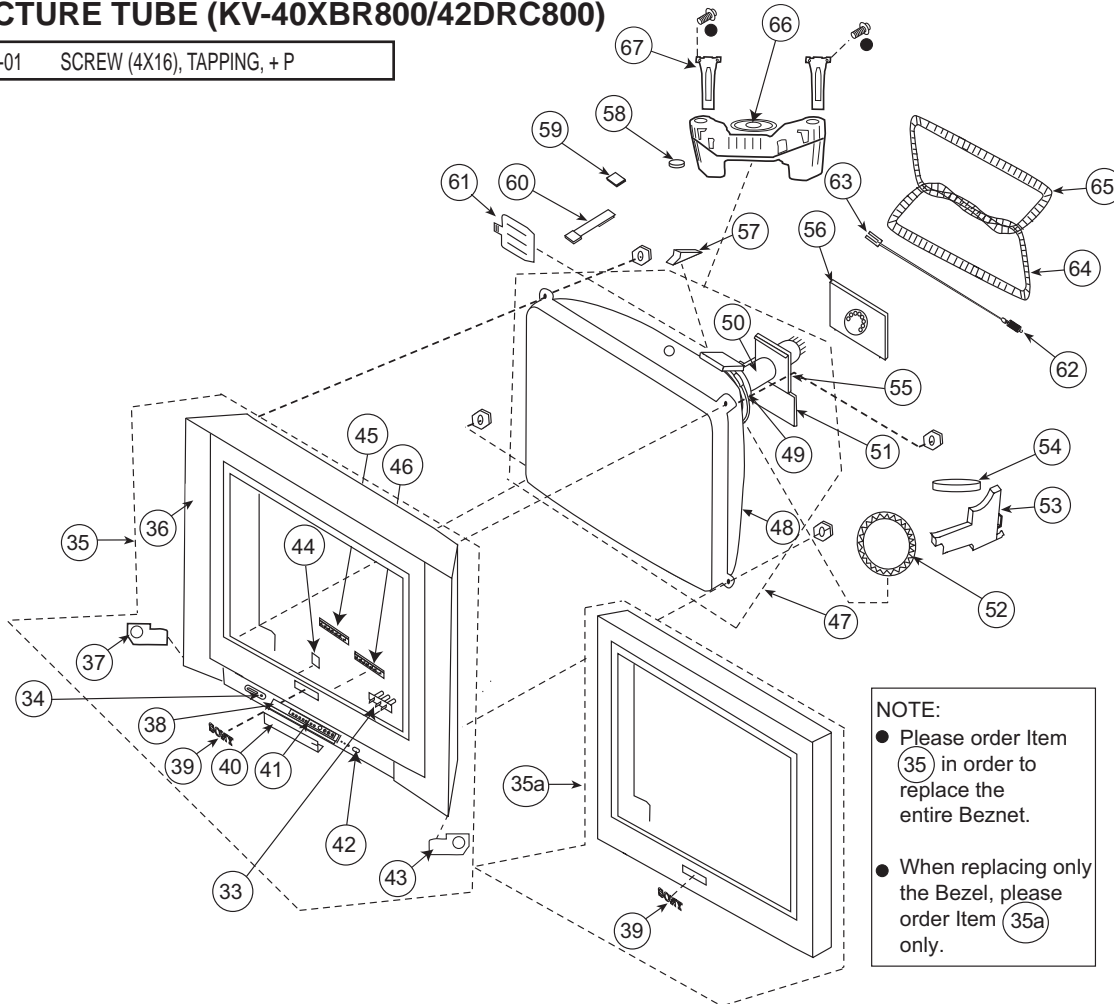
REF. NO.	PART NO.	DESCRIPTION	[Assembly Includes]	REF. NO.	PART NO.	DESCRIPTION
1	1-544-953-11	SPEAKER ASSY (LEFT)		* 15	A-1300-320-A	M COMPLETE PC BOARD
2	1-544-953-21	SPEAKER ASSY (RIGHT)		⚠ 16	1-769-837-11	CORD, AC POWER(WITH CONNECTOR)
3	4-374-745-31	CUSHION (A)		17	1-500-386-11	FILTER, CLAMP (FERRITE CORE)
* 4	A-1400-549-A	HA MOUNTED PC BOARD		* 18	A-1300-321-A	U COMPLETE PC BOARD
* 5	A-1300-322-A	MS1 COMPLETE PC BOARD		* 19	A-1300-324-A	UD COMPLETE PC BOARD
* 6	A-1300-319-A	D COMPLETE PC BOARD		⚠ 20	4-086-882-01	BRACKET, U
		The high-voltage leads associated with the FBT on this board are not included and must be ordered separately (SEE 8-10).		21	1-500-082-11	CLAMP, SLEEVE FERRITE
⚠ 7	1-453-439-11	FBT ASSY NX-6020/M3G4	(8-10)	⚠ 22	1-771-787-12	SWITCH, RF ANTENNA
⚠ 8	1-900-805-22	CONNECTOR ASSY, G2 HV		* 23	1-555-400-00	CABLE, PIN
⚠ 9	1-900-805-19	WIRE ASSY, FOCUS HV		24	8-598-594-20	TUNER, FSS BTF-FA421
⚠ 10	1-417-242-41	HV CAP ASSY		* 25	1-751-136-21	CABLE, PIN
11	4-084-918-01	HOLDER, HV CABLE		26	8-598-593-40	TUNER, FSS BTF-WA421
* ⚠ 12	4-084-013-01	BRACKET, DH		* 27	A-1300-326-A	A COMPLETE PC BOARD
* 13	A-1333-142-A	DH MOUNTED PC BOARD		* 28	A-1300-323-A	HM COMPLETE PC BOARD
* 14	A-1300-327-A	B COMPLETE PC BOARD		* 29	A-1400-548-A	HB MOUNTED PC BOARD
				30	4-086-884-01	LABEL, TERMINAL
				31	4-083-306-01	COVER, REAR
				32	4-083-308-01	FOOT, RC

NOTE: The components identified by shading and ⚠ mark are critical for safety. Replace only with part number specified.

NOTE: Les composants identifiés par un trame et une marque ⚠ sont critiques pour la sécurité. Ne les remplacer que par une pièce portant le numéro spécifié.


6-11. PICTURE TUBE (KV-40XBR800/42DRC800)


- 4-384-096-01 SCREW (4X16), TAPPING, + P




REF. NO.	PART NO.	DESCRIPTION	[Assembly Includes]	REF. NO.	PART NO.	DESCRIPTION
33	4-083-299-01	GUIDE, LED		⚠ 52	1-451-498-31	COIL, NA ROTATION
34	4-087-087-01	GUIDE, MS LED		53	4-083-307-01	SUPPORTER, CRT
35	X-4040-316-1	BEZNET ASSY	(36-44)	54	4-084-246-01	CUSHION, 20MM X 80MM
35a	X-4039-428-1	BEZEL ASSY	(39)	55	1-424-866-11	COIL, LANDING CORRECTION
36	4-083-297-01	CABINET		* 56	A-1400-562-A	CX MOUNTED PC BOARD
* 37	4-083-304-01	FOOT, CABINET (L)		57	2-164-116-01	SPACER, DY
38	4-083-303-01	SPRING, METAL		58	1-452-032-11	MAGNET, DISC
39	3-704-179-81	EMBLEM (NO.9), SONY		59	1-452-885-11	MAGNET, LANDING
40	4-083-298-11	DOOR		60	4-085-128-01	PIECE A(110), CONV CORRECT
41	4-083-484-02	LABEL, DOOR		61	2-163-920-01	PLATE, TLH CORRECTION
42	4-083-300-11	BUTTON, POWER		62	4-082-641-01	SPRING, 45MM
* 43	4-083-305-01	FOOT, CABINET (R)		63	4-082-640-01	HOOK, GROUND WIRE
* 44	4-084-857-01	CUSHION, DOOR		⚠ 64	1-424-865-21	COIL, DEGAUSSING (BOTTOM)
45	4-083-302-02	BUTTON, MENU		⚠ 65	1-424-865-11	COIL, DEGAUSSING (TOP)
46	4-083-301-11	BUTTON, MULTI		66	1-544-952-12	SPEAKER BOX (WOOFER)
⚠ 47	8-734-048-06	ITC ASSY 42RSN-C1	(48-50)	67	X-4039-429-1	HOLDER ASSY, SPEAKER
⚠ 48	8-735-095-05	CRT 42RSN				
⚠ 49	8-451-525-11	DY Y42RSC-M				
⚠ 50	8-453-009-21	NECK ASSEMBLY NA325-M2				
* 51	A-1400-561-A	W MOUNTED PC BOARD				

SECTION 7: ELECTRICAL PARTS LIST

NOTE: The components identified by shading and  mark are critical for safety. Replace only with part number specified.

NOTE: Les composants identifiés par un trame et une marque  sont critiques pour la sécurité. Ne les remplacer que par une pièce portant le numéro spécifié.

The components in this manual identified by the following symbol:  indicate parts that have been carefully factory-selected to satisfy regulations regarding X-ray radiation for each set.














Should replacement be required for one of these components, replace only with the value originally used.


* Items marked with an asterisk are not stocked since they are seldom required for routine service. Expect some delay when ordering these components.


RESISTORS

- All resistors are in ohms
- F : nonflammable
- All variable and adjustable resistors have characteristic curve B, unless otherwise noted.


When ordering parts by reference number, please include the board name.

REF. NO.	PART NO.	DESCRIPTION	VALUES	REF. NO.	PART NO.	DESCRIPTION	VALUES
<div></div> <p>* A-1300-319-A D BOARD, COMPLETE [ALL EXCEPT KV-34DRC500(S)/38DRC500(S)]</p> <p>* A-1400-538-A D BOARD, COMPLETE [KV-34DRC500(S)/38DRC500(S) ONLY]</p> <p>3-710-578-01 COVER, VOLUME, 6 MOLD</p> <p>4-382-854-01 SCREW (M3X8), P, SW (+)</p> <p>4-382-854-21 SCREW(M3X14), P, SW (+)</p> <p>The high-voltage leads associated with the FBT on the D board are not included and must be ordered separately. Order the following leads when requesting this D board:</p> <div>  1-251-715-22 HV CAP ASSY  1-900-805-19 FOCUS LEAD  1-900-805-22 G2 LEAD  [KV-32HS500/32HV600/34DRC500/36HS500/36XBR800/38DRC500 ONLY] </div> <div>  1-251-374-12 HV CAP ASSY  1-900-805-19 FOCUS LEAD  1-900-805-22 G2 LEAD  [KV-34XBR800 ONLY] </div> <div>  1-417-242-41 HV CAP ASSY  1-900-805-19 FOCUS LEAD  1-900-805-22 G2 LEAD  [KV-40XBR800/42DRC800 ONLY] </div>				C5010	1-164-227-11	CERAMIC CHIP	0.022μF 10% 25V
				C5011	1-107-641-11	ELECT	220μF 20% 160V
				C5012	1-162-968-11	CERAMIC CHIP	0.0047μF 10% 50V
				C5013	1-162-966-11	CERAMIC CHIP	0.0022μF 10% 50V
				C5014	1-164-227-11	CERAMIC CHIP	0.022μF 10% 25V
				C5016	1-136-171-00	FILM	0.33μF 5% 50V
				C5017	1-164-677-11	CERAMIC CHIP	0.033μF 10% 16V
				C5018	1-162-970-11	CERAMIC CHIP	0.01μF 10% 25V
				C5019	1-126-968-11	ELECT	100μF 20% 50V
				C5020	1-104-665-11	ELECT	100μF 20% 25V
				C5022	1-162-968-11	CERAMIC CHIP	0.0047μF 10% 50V
				C5024	1-102-038-00	CERAMIC	0.001μF 500V
				C5030	1-137-365-11	MYLAR	0.0015μF 5% 50V
				C5031	1-162-965-11	CERAMIC CHIP	0.0015μF 10% 50V
				C5032	1-165-176-11	CERAMIC CHIP	0.047μF 10% 16V
				C5033	1-130-495-00	MYLAR	0.1μF 5% 50V
				C5035	1-104-665-11	ELECT	100μF 20% 25V
				C5036	1-126-941-11	ELECT	470μF 20% 25V
				C5040	1-126-935-11	ELECT	470μF 20% 16V
				C5041	1-126-935-11	ELECT	470μF 20% 16V
				C5044	1-164-360-11	CERAMIC CHIP	0.1μF 16V
				C5045	1-164-360-11	CERAMIC CHIP	0.1μF 16V
				C5046	1-162-971-11	CERAMIC CHIP	0.001μF 10% 50V
				C5047	1-162-971-11	CERAMIC CHIP	0.001μF 10% 50V
				C5048	1-162-953-11	CERAMIC CHIP	100pF 5% 50V
				C5049	1-162-964-11	CERAMIC CHIP	0.001μF 10% 50V
				C5050	1-162-970-11	CERAMIC CHIP	0.01μF 10% 25V
				C5051	1-164-360-11	CERAMIC CHIP	0.1μF 16V
				C5052	1-126-947-11	ELECT	47μF 20% 25V
				C5053	1-106-220-00	MYLAR	0.1μF 10% 100V
				C5054	1-104-666-11	ELECT	220μF 20% 25V
				C5056	1-162-318-11	CERAMIC	0.001μF 10% 500V
				C5057	1-162-134-11	CERAMIC	470pF 10% 2KV
				C5058	1-162-116-00	CERAMIC	680pF 10% 2KV
				C5059	1-162-116-00	CERAMIC	680pF 10% 2KV
CAPACITOR							
C5001	1-162-966-11	CERAMIC CHIP	0.0022μF 10% 50V				
C5002	1-106-383-00	MYLAR	0.047μF 10% 200V				
C5003	1-162-967-11	CERAMIC CHIP	0.0033μF 10% 50V				
C5004	1-106-383-00	MYLAR	0.047μF 10% 200V				
C5005	1-126-235-11	ELECT	100μF 20% 6.3V				
C5006	1-126-964-11	ELECT	10μF 20% 50V				
C5007	1-126-941-11	ELECT	470μF 20% 25V				
C5009	1-126-941-11	ELECT	470μF 20% 25V				

NOTE: The components identified by shading and  mark are critical for safety. Replace only with part number specified.

NOTE: Les composants identifiés par un triangle et une marque  sont critiques pour la sécurité. Ne les remplacer que par une pièce portant le numéro spécifié.




REF. NO.	PART NO.	DESCRIPTION	VALUES			REF. NO.	PART NO.	DESCRIPTION	VALUES		
C5060	1-137-417-11	MYLAR	0.0047μF	10%	200V	C5548	1-137-194-81	FILM	0.47μF	5%	50V
C5061	1-117-839-11	FILM	9100pF	3%	1.5KV	C5550	1-107-826-11	CERAMIC CHIP	0.1μF	10%	16V
C5064	1-117-668-31	FILM	0.56μF	5%	250V	C5551	1-126-947-11	ELECT	47μF	20%	25V
C5065	1-107-506-11	FILM	0.68μF	3%	400V	C5552	1-126-947-11	ELECT	47μF	20%	25V
C5066	1-109-921-11	CERAMIC	0.0015μF	10%	500V	C5598	1-126-947-11	ELECT	47μF	20%	25V
C5070	1-107-826-11	CERAMIC CHIP	0.1μF	10%	16V	C5609	1-104-665-11	ELECT	100μF	20%	25V
C5071	1-107-826-11	CERAMIC CHIP	0.1μF	10%	16V	C5623	1-104-665-11	ELECT	100μF	20%	25V
C5074	1-162-966-11	CERAMIC CHIP	0.0022μF	10%	50V	C6502	1-162-964-11	CERAMIC CHIP	0.001μF	10%	50V
C5075	1-107-826-11	CERAMIC CHIP	0.1μF	10%	16V	C6503	1-131-940-11	ELECT	1200μF	20%	250V
C5076	1-107-826-11	CERAMIC CHIP	0.1μF	10%	16V	C6507	1-130-495-00	MYLAR	0.1μF	5%	50V
C5077	1-164-360-11	CERAMIC CHIP	0.1μF		16V	C6508	1-126-947-11	ELECT	47μF	20%	25V
C5078	1-127-715-91	CERAMIC CHIP	0.22μF	10%	16V	C6510	1-130-495-00	MYLAR	0.1μF	5%	50V
C5079	1-162-965-11	CERAMIC CHIP	0.0015μF	10%	50V	C6511	1-162-970-11	CERAMIC CHIP	0.01μF	10%	25V
C5082	1-117-839-11	FILM	9100pF	3%	1.5KV	C6513	1-126-940-11	ELECT	330μF	20%	25V
C5084	1-126-941-11	ELECT	470μF	20%	25V	C6514	1-126-767-11	ELECT	1000μF	20%	16V
C5086	1-126-941-11	ELECT	470μF	20%	25V	C6515	1-107-826-11	CERAMIC CHIP	0.1μF	10%	16V
C5502	1-126-941-11	ELECT	470μF	20%	25V	C6516	1-162-964-11	CERAMIC CHIP	0.001μF	10%	50V
C5504	1-126-947-11	ELECT	47μF	20%	25V	C6517	1-126-963-11	ELECT	4.7μF	20%	50V
C5505	1-162-970-11	CERAMIC CHIP	0.01μF	10%	25V	C6518	1-136-479-11	FILM	0.001μF	2%	50V
C5506	1-162-962-11	CERAMIC CHIP	470pF	10%	50V	C6519	1-126-964-11	ELECT	10μF	20%	50V
C5511	1-162-970-11	CERAMIC CHIP	0.01μF	10%	25V	C6525	1-125-969-91	CERAMIC	680pF	10%	1KV
C5512	1-162-974-11	CERAMIC CHIP	0.01μF		50V	C6526	1-125-969-91	CERAMIC	680pF	10%	1KV
C5513	1-162-974-11	CERAMIC CHIP	0.01μF		50V	C6532	1-137-741-21	FILM	39000pF	3%	800V
C5514	1-107-826-11	CERAMIC CHIP	0.1μF	10%	16V	C6546	1-126-974-11	ELECT	3300μF	20%	50V
C5515	1-162-970-11	CERAMIC CHIP	0.01μF	10%	25V	C6549	1-126-969-11	ELECT	220μF	20%	50V
C5516	1-162-970-11	CERAMIC CHIP	0.01μF	10%	25V	C6550	1-126-968-11	ELECT	100μF	20%	50V
C5517	1-129-716-00	FILM	0.015μF	5%	400V	C6551	1-164-227-11	CERAMIC CHIP	0.022μF	10%	25V
C5518	1-162-970-11	CERAMIC CHIP	0.01μF	10%	25V	C6552	1-126-937-11	ELECT	4700μF	20%	16V
C5519	1-165-176-11	CERAMIC CHIP	0.047μF	10%	16V	C6554	1-126-768-11	ELECT	2200μF	20%	16V
C5520	1-107-826-11	CERAMIC CHIP	0.1μF	10%	16V	C6555	1-104-665-11	ELECT	100μF	20%	25V
C5521	1-162-970-11	CERAMIC CHIP	0.01μF	10%	25V	C6556	1-123-024-21	ELECT	33μF		160V
C5522	1-115-416-11	CERAMIC CHIP	0.001μF	5%	25V	C6557	1-107-654-11	ELECT	33μF	20%	250V
C5523	1-162-970-11	CERAMIC CHIP	0.01μF	10%	25V	C6558	1-126-967-11	ELECT	47μF	20%	50V
C5524	1-107-826-11	CERAMIC CHIP	0.1μF	10%	16V	C6559	1-126-942-61	ELECT	1000μF	20%	25V
C5526	1-162-967-11	CERAMIC CHIP	0.0033μF	10%	50V	C6584	1-165-528-11	MYLAR	0.1μF	10	275V
C5527	1-162-970-11	CERAMIC CHIP	0.01μF	10%	25V	C6590	1-131-940-11	ELECT	1200μF	20%	250V
C5528	1-129-709-91	FILM	0.0039μF	5%	630V	 C6592	1-119-898-51	CERAMIC	470pF	10%	250V
C5529	1-162-970-11	CERAMIC CHIP	0.01μF	10%	25V	C6593	1-126-768-11	ELECT	2200μF	20%	16V
C5530	1-136-167-00	FILM	0.15μF	5%	50V	C6595	1-104-666-11	ELECT	220μF	20%	25V
C5531	1-130-495-00	MYLAR	0.1μF	5%	50V	C6596	1-126-960-11	ELECT	1μF	20%	50V
C5533	1-126-961-11	ELECT	2.2μF	20%	50V	C6597	1-126-943-11	ELECT	2200μF	20%	25V
C5534	1-126-947-11	ELECT	47μF	20%	25V	C8001	1-126-964-11	ELECT	10μF	20%	50V
C5535	1-126-947-11	ELECT	47μF	20%	25V	C8002	1-126-964-11	ELECT	10μF	20%	50V
C5540	1-162-964-11	CERAMIC CHIP	0.001μF	10%	50V	C8003	1-162-970-11	CERAMIC CHIP	0.01μF	10%	25V




REF. NO.	PART NO.	DESCRIPTION	VALUES			REF. NO.	PART NO.	DESCRIPTION	VALUES		
C8005	1-107-826-11	CERAMIC CHIP	0.1μF	10%	16V	C8076	1-126-963-11	ELECT	4.7μF	20%	50V
C8006	1-126-960-11	ELECT	1μF	20%	50V	C8077	1-162-970-11	CERAMIC CHIP	0.01μF	10%	25V
C8007	1-162-971-11	CERAMIC CHIP	0.001μF	10%	50V	C8079	1-127-715-91	CERAMIC CHIP	0.22μF	10%	16V
C8012	1-126-947-11	ELECT	47μF	20%	25V	C8139	1-162-966-11	CERAMIC CHIP	0.0022μF	10%	50V
C8015	1-126-947-11	ELECT	47μF	20%	25V						
								CONNECTOR			
C8016	1-130-495-00	MYLAR	0.1μF	5%	50V	* CN5001	1-779-890-11	CONNECTOR, BOARD TO BOARD	10P		
C8017	1-126-964-11	ELECT	10μF	20%	50V	* CN5002	1-580-798-11	CONNECTOR PIN (DY)	6P		
C8018	1-126-964-11	ELECT	10μF	20%	50V	* CN5003	1-564-507-11	PLUG,CONNECTOR	4P		
C8020	1-130-495-00	MYLAR	0.1μF	5%	50V	* CN5009	1-779-890-11	CONNECTOR, BOARD TO BOARD	10P		
C8021	1-162-971-11	CERAMIC CHIP	0.001μF	10%	50V	* CN5011	1-779-890-11	CONNECTOR, BOARD TO BOARD	10P		
C8024	1-126-967-11	ELECT	47μF	20%	50V						
C8025	1-126-947-11	ELECT	47μF	20%	25V	* CN5509	1-564-512-11	PLUG,CONNECTOR	9P		
C8027	1-130-495-00	MYLAR	0.1μF	5%	50V	* CN6502	1-766-240-11	PIN,CONNECTOR (PC BOARD)	2P		
C8028	1-162-966-11	CERAMIC CHIP	0.0022μF	10%	50V	* CN6503	1-564-508-11	PLUG,CONNECTOR	5P		
C8030	1-165-176-11	CERAMIC CHIP	0.047μF	10%	16V	* CN6504	1-564-515-11	PLUG,CONNECTOR	12P		
						* CN6506	1-779-890-11	CONNECTOR, BOARD TO BOARD	10P		
C8031	1-128-551-11	ELECT	22μF	20%	25V	CN8004	1-695-915-11	TAB (CONTACT)			
C8032	1-136-813-11	FILM	680pF	2%	50V			DIODE			
C8033	1-126-964-11	ELECT	10μF	20%	50V	D5001	8-719-083-60	DIODE UDZSTE-174.7B			
C8035	1-162-115-00	CERAMIC	330pF	10%	1KV	D5002	8-719-908-03	DIODE GP08DPKG23			
C8036	1-162-115-00	CERAMIC	330pF	10%	1KV	D5003	8-719-028-45	DIODE D2L20U-TA			
C8037	1-135-946-81	FILM	47000pF	3%	800V	D5004	8-719-083-82	DIODE UDZS-TE17-12B			
C8040	1-126-969-11	ELECT	220μF	20%	50V	D5005	8-719-404-50	DIODE MA111-TX			
C8041	1-130-495-00	MYLAR	0.1μF	5%	50V						
C8042	1-136-189-00	MYLAR	0.1μF	10%	250V	D5006	8-719-404-50	DIODE MA111-TX			
C8045	1-130-471-00	MYLAR	0.001μF	5%	50V	D5007	8-719-404-50	DIODE MA111-TX			
C8046	1-107-444-11	CERAMIC	100pF	10%	2KV	D5008	8-719-404-50	DIODE MA111-TX			
C8047	1-162-130-11	CERAMIC	180pF	10%	2KV	D5010	8-719-404-50	DIODE MA111-TX			
C8048	1-130-495-00	MYLAR	0.1μF	5%	50V	D5011	8-719-109-63	DIODE MTZJ-T-77-3.0B			
C8050	1-129-718-00	FILM	0.022μF	5%	630V						
C8051	1-126-964-11	ELECT	10μF	20%	50V	D5014	8-719-075-66	DIODE D5LC20U-4012			
C8052	1-104-665-11	ELECT	100μF	20%	25V	D5016	8-719-028-45	DIODE D2L20U-TA			
C8053	1-162-117-00	CERAMIC	100pF	10%	500V	D5017	8-719-028-45	DIODE D2L20U-TA			
C8054	1-102-244-00	CERAMIC	220pF	10%	500V	D5018	8-719-083-83	DIODE UDZS-TE17-15B			
C8055	1-129-708-91	FILM	0.0033μF	5%	630V	D5019	8-719-404-50	DIODE MA111-TX			
C8056	1-162-970-11	CERAMIC CHIP	0.01μF	10%	25V						
C8057	1-162-318-11	CERAMIC	0.001μF	10%	500V	D5023	8-719-061-21	DIODE PG124S15			
C8058	1-137-194-81	FILM	0.47μF	5%	50V	D5027	8-719-404-50	DIODE MA111-TX			
C8059	1-126-947-11	ELECT	47μF	20%	25V	D5028	8-719-404-50	DIODE MA111-TX			
C8060	1-107-635-11	ELECT	4.7μF	20%	160V	D5032	8-719-404-50	DIODE MA111-TX			
C8063	1-135-945-81	FILM	10000pF	3%	800V	D5035	8-719-302-43	DIODE RGP10GPKG23			
C8065	1-127-715-91	CERAMIC CHIP	0.22μF	10%	16V	D5036	8-719-302-43	DIODE RGP10GPKG23			
C8073	1-162-962-11	CERAMIC CHIP	470pF	10%	50V	D5501	8-719-404-50	DIODE MA111-TX			
C8074	1-162-970-11	CERAMIC CHIP	0.01μF	10%	25V	D5502	8-719-404-50	DIODE MA111-TX			
C8075	1-162-970-11	CERAMIC CHIP	0.01μF	10%	25V	D5504	8-719-404-50	DIODE MA111-TX			
						D5506	8-719-404-50	DIODE MA111-TX			




REF. NO.	PART NO.	DESCRIPTION	VALUES	REF. NO.	PART NO.	DESCRIPTION	VALUES
D5508	8-719-404-50	DIODE MA111-TX		D8023	8-719-109-85	DIODE MTZJ-T-77-5.1B	
D5511	8-719-062-51	DIODE 1PS226-115		D8024	8-719-109-93	DIODE MTZJ-T-77-6.2B	
D5512	8-719-062-51	DIODE 1PS226-115		D8026	8-719-404-50	DIODE MA111-TX	
D5513	8-719-404-50	DIODE MA111-TX		D8028	8-719-069-54	DIODE UDZSTE-175.1B	
D5514	8-719-060-90	DIODE S2L60F		D8030	8-719-083-66	DIODE UDZSTE-1718B	
D5515	8-719-404-50	DIODE MA111-TX		D8034	8-719-921-63	DIODE MTZJ-T-77-7.5B	
D6502	8-719-979-64	DIODE UF4005PKG23		D8140	8-719-404-50	DIODE MA111-TX	
D6504	8-719-075-66	DIODE D5LC20U-4012					
D6505	8-719-404-50	DIODE MA111-TX				FERRITE BEAD	
D6508	8-719-982-27	DIODE MTZJ-T-77-33C		FB5001	1-410-397-21	FERRITE	1.1μH
D6509	8-719-068-00	DIODE ERC04-06SE		FB5002	1-543-298-11	FERRITE	0μH
		[ALL EXCEPT KV-34DRC500(S)/38DRC500(S)]		FB5003	1-410-397-21	FERRITE	1.1μH
D6510	8-719-068-00	DIODE ERC04-06SE		FB6508	1-410-396-41	FERRITE	0.45μH
		[ALL EXCEPT KV-34DRC500(S)/38DRC500(S)]		FB6509	1-410-396-41	FERRITE	0.45μH
D6513	8-719-510-12	DIODE D10SC4M-F		FB6520	1-412-911-11	FERRITE	0μH
D6514	8-719-060-89	DIODE D4SBS6-F		FB6521	1-412-911-11	FERRITE	0μH
D6516	8-719-075-66	DIODE D5LC20U-4012		FB8001	1-412-911-11	FERRITE	0μH
D6518	8-719-052-90	DIODE D1NL40-TA2		FB8002	1-412-911-11	FERRITE	0μH
D6519	8-719-063-74	DIODE D1NL20U-TR2				IC	
D6520	8-719-063-74	DIODE D1NL20U-TR2		IC5001	8-759-701-01	IC NJM2904M(TE2)	
D6523	8-719-060-89	DIODE D4SBS6-F		IC5002	8-759-700-07	IC NJM2903M-TE2	
D6524	8-719-062-40	DIODE D4SBL20UF3		IC5004	8-759-696-71	IC STV9379	
D6530	8-719-510-53	DIODE D4SB60L-F		IC5005	8-759-803-42	IC LA6500-FA	
D6532	8-719-948-45	DIODE ERA22-08TP3		IC5006	8-749-013-76	IC PQ6RD83B	
D6533	8-719-404-50	DIODE MA111-TX		IC5007	8-759-981-61	IC NJM2901M-TE2	
D6534	8-719-404-50	DIODE MA111-TX		IC5502	8-759-981-61	IC NJM2901M-TE2	
D6537	8-719-404-50	DIODE MA111-TX		IC5504	8-759-803-42	IC LA6500-FA	
D6538	8-719-109-85	DIODE MTZJ-T-77-5.1B		IC5506	8-759-803-42	IC LA6500-FA	
D8001	8-719-404-50	DIODE MA111-TX		IC5511	8-759-701-01	IC NJM2904M(TE2)	
D8003	8-719-404-50	DIODE MA111-TX		IC5512	8-759-929-65	IC NJM79M12FA	
D8005	8-719-404-50	DIODE MA111-TX		IC5515	8-759-701-01	IC NJM2904M(TE2)	
D8006	8-719-063-74	DIODE D1NL20U-TR2		IC6500	8-759-394-35	IC BA12T	
D8007	8-719-404-50	DIODE MA111-TX		IC6501	8-759-670-30	IC MCZ3001D	
D8009	8-719-083-83	DIODE UDZS-TE17-15B		IC6503	8-749-012-13	IC DM-58	
D8010	8-719-979-64	DIODE UF4005PKG23		IC6505	8-749-921-86	IC SE-140N	
D8011	8-719-110-41	DIODE MTZJ-T-77-15B		IC8001	8-759-700-07	IC NJM2903M-TE2	
D8012	8-719-110-41	DIODE MTZJ-T-77-15B		IC8002	8-759-670-30	IC MCZ3001D	
D8013	8-719-083-83	DIODE UDZS-TE17-15B		IC8004	8-759-701-01	IC NJM2904M(TE2)	
D8014	8-719-083-83	DIODE UDZS-TE17-15B		IC8005	8-759-198-31	IC UPC1093J-1-T	
D8015	8-719-404-50	DIODE MA111-TX		IC8006	8-759-700-07	IC NJM2903M-TE2	
D8016	8-719-948-45	DIODE ERA22-06AVRBT		IC8104	8-759-586-17	IC TL1431CZ-AP	
D8017	8-719-948-45	DIODE ERA22-06AVRBT					
D8018	8-719-948-45	DIODE ERA22-08TP3					
D8022	8-719-063-74	DIODE D1NL20U-TR2					

NOTE: The components identified by shading and  mark are critical for safety. Replace only with part number specified.

NOTE: Les composants identifiés par un trame et une marque  sont critiques pour la sécurité. Ne les remplacer que par une pièce portant le numéro spécifié.




REF. NO.	PART NO.	DESCRIPTION	VALUES	REF. NO.	PART NO.	DESCRIPTION	VALUES
CHIP CONDUCTOR							
JR5000	1-216-864-11	SHORT CHIP		L6518	1-412-521-31	INDUCTOR	4.7μH
JR5001	1-216-864-11	SHORT CHIP		L8002	1-428-950-11	INDUCTOR	125μH
JR5002	1-216-864-11	SHORT CHIP		L8005	1-406-674-11	INDUCTOR	3.3MH
JR5003	1-216-864-11	SHORT CHIP		PHOTO COUPLER			
JR5004	1-216-864-11	SHORT CHIP		PH6501	8-749-016-81	PHOTO COUPLER	PC123Y22
				 PH6502	8-749-016-81	PHOTO COUPLER	PC123Y22
JR5005	1-216-864-11	SHORT CHIP		PH8001	8-749-016-81	PHOTO COUPLER	PC123Y22
JR5006	1-216-864-11	SHORT CHIP		PH8003	8-749-016-81	PHOTO COUPLER	PC123Y22
JR5007	1-216-864-11	SHORT CHIP		PH8004	8-749-016-81	PHOTO COUPLER	PC123Y22
JR5008	1-216-864-11	SHORT CHIP		TRANSISTOR			
JR5009	1-216-864-11	SHORT CHIP		Q5001	8-729-422-27	TRANSISTOR 2SD601A-QRS-TX	
				Q5002	8-729-424-02	TRANSISTOR 2SB709A-QRS-TX	
JR5010	1-216-864-11	SHORT CHIP		Q5003	8-729-027-97	TRANSISTOR IRF19630G-LF	
JR5011	1-216-864-11	SHORT CHIP		Q5004	8-729-019-57	TRANSISTOR 2SA1208S-TP	
JR5012	1-216-864-11	SHORT CHIP		Q5005	8-729-422-27	TRANSISTOR 2SD601A-QRS-TX	
JR5013	1-216-864-11	SHORT CHIP					
JR5014	1-216-864-11	SHORT CHIP		Q5006	8-729-422-27	TRANSISTOR 2SD601A-QRS-TX	
				Q5007	8-729-424-02	TRANSISTOR 2SB709A-QRS-TX	
JR5015	1-216-864-11	SHORT CHIP		Q5008	8-729-422-27	TRANSISTOR 2SD601A-QRS-TX	
JR5501	1-216-864-11	SHORT CHIP		Q5009	8-729-422-27	TRANSISTOR 2SD601A-QRS-TX	
JR5504	1-216-864-11	SHORT CHIP		Q5010	8-729-422-27	TRANSISTOR 2SD601A-QRS-TX	
JR5505	1-216-864-11	SHORT CHIP					
JR8000	1-216-864-11	SHORT CHIP		Q5011	8-729-422-27	TRANSISTOR 2SD601A-QRS-TX	
				Q5012	8-729-119-80	TRANSISTOR 2SC2688-LK	
JR8001	1-216-864-11	SHORT CHIP		Q5013	8-729-424-02	TRANSISTOR 2SB709A-QRS-TX	
JR8002	1-216-864-11	SHORT CHIP		Q5014	8-729-424-02	TRANSISTOR 2SB709A-QRS-TX	
JR8003	1-216-864-11	SHORT CHIP		Q5018	8-729-422-27	TRANSISTOR 2SD601A-QRS-TX	
JR8005	1-216-864-11	SHORT CHIP					
JR8006	1-216-864-11	SHORT CHIP		Q5019	8-729-422-27	TRANSISTOR 2SD601A-QRS-TX	
JR8007	1-216-864-11	SHORT CHIP		Q5020	8-729-424-02	TRANSISTOR 2SB709A-QRS-TX	
				Q5021	8-729-422-27	TRANSISTOR 2SD601A-QRS-TX	
COIL				Q5022	8-729-424-02	TRANSISTOR 2SB709A-QRS-TX	
L5001	1-406-665-11	INDUCTOR	100μH	Q5023	8-729-422-27	TRANSISTOR 2SD601A-QRS-TX	
L5003	1-406-892-21	INDUCTOR	4MH				
L5005	1-424-874-11	COIL, HORIZONTAL LINEARITY		Q5024	8-729-422-27	TRANSISTOR 2SD601A-QRS-TX	
L5504	1-406-989-21	INDUCTOR	10MH	Q5025	8-729-424-02	TRANSISTOR 2SB709A-QRS-TX	
L5505	1-406-989-21	INDUCTOR	10MH	Q5026	8-729-422-27	TRANSISTOR 2SD601A-QRS-TX	
				Q5027	8-729-424-02	TRANSISTOR 2SB709A-QRS-TX	
L6501	1-412-525-31	INDUCTOR	10μH	Q5028	8-729-038-83	TRANSISTOR 2SK2251-01-F19	
L6502	1-412-525-31	INDUCTOR	10μH				
L6503	1-412-525-31	INDUCTOR	10μH	Q5030	6-550-168-01	TRANSISTOR 2SC5682-RB	
L6505	1-406-665-11	INDUCTOR	100μH	Q5031	8-729-048-49	TRANSISTOR 2SK3262-01MR-F119	
L6506	1-412-525-31	INDUCTOR	10μH	Q5035	8-729-422-27	TRANSISTOR 2SD601A-QRS-TX	
				Q5036	8-729-422-27	TRANSISTOR 2SD601A-QRS-TX	
L6507	1-412-525-31	INDUCTOR	10μH	Q5501	8-729-422-27	TRANSISTOR 2SD601A-QRS-TX	
L6510	1-412-523-41	INDUCTOR	6.8μH				
L6511	1-412-523-41	INDUCTOR	6.8μH	Q5502	8-729-422-27	TRANSISTOR 2SD601A-QRS-TX	
L6514	1-412-525-31	INDUCTOR	10μH	Q5503	8-729-422-27	TRANSISTOR 2SD601A-QRS-TX	
L6517	1-412-521-31	INDUCTOR	4.7μH				




REF. NO.	PART NO.	DESCRIPTION	VALUES			REF. NO.	PART NO.	DESCRIPTION	VALUES		
Q5504	8-729-424-02	TRANSISTOR 2SB709A-QRS-TX				R5011	1-216-846-11	RES-CHIP	120K	5%	1/10W
Q5505	8-729-422-27	TRANSISTOR 2SD601A-QRS-TX				R5012	1-218-724-11	METAL CHIP	22K	0.50%	1/16W
Q5506	8-729-422-27	TRANSISTOR 2SD601A-QRS-TX				R5013	1-216-393-00	METAL OXIDE	2.2	5%	3W
Q5507	8-729-052-29	TRANSISTOR 2SK2876-01MR-F122				R5014	1-216-825-11	RES-CHIP	2.2K	5%	1/10W
Q5510	8-729-422-27	TRANSISTOR 2SD601A-QRS-TX				R5015	1-216-841-11	RES-CHIP	47K	5%	1/10W
Q5512	8-729-422-27	TRANSISTOR 2SD601A-QRS-TX				R5016	1-218-742-11	METAL CHIP	120K	0.50%	1/16W
Q5513	8-729-422-27	TRANSISTOR 2SD601A-QRS-TX				R5017	1-218-742-11	METAL CHIP	120K	0.50%	1/16W
Q5568	8-729-422-27	TRANSISTOR 2SD601A-QRS-TX				R5018	1-216-833-11	RES-CHIP	10K	5%	1/10W
Q5569	8-729-424-02	TRANSISTOR 2SB709A-QRS-TX				R5019	1-216-833-11	RES-CHIP	10K	5%	1/10W
Q6506	8-729-052-32	TRANSISTOR IRFIB7N50A-LF31				R5020	1-218-710-11	METAL CHIP	5.6K	0.50%	1/16W
Q6507	8-729-052-32	TRANSISTOR IRFIB7N50A-LF31				R5023	1-216-833-11	RES-CHIP	10K	5%	1/10W
Q6522	8-729-424-02	TRANSISTOR 2SB709A-QRS-TX				R5024	1-216-833-11	RES-CHIP	10K	5%	1/10W
Q6527	8-729-422-27	TRANSISTOR 2SD601A-QRS-TX				R5025	1-218-710-11	METAL CHIP	5.6K	0.50%	1/16W
Q6530	8-729-424-02	TRANSISTOR 2SB709A-QRS-TX				R5026	1-216-833-11	RES-CHIP	10K	5%	1/10W
Q6532	8-729-422-27	TRANSISTOR 2SD601A-QRS-TX				R5027	1-216-841-11	RES-CHIP	47K	5%	1/10W
Q8003	8-729-422-27	TRANSISTOR 2SD601A-QRS-TX				R5028	1-216-841-11	RES-CHIP	47K	5%	1/10W
Q8004	8-729-422-27	TRANSISTOR 2SD601A-QRS-TX				R5029	1-218-708-11	METAL CHIP	4.7K	0.50%	1/16W
Q8007	8-729-422-27	TRANSISTOR 2SD601A-QRS-TX				R5030	1-216-864-11	SHORT CHIP			
Q8008	8-729-422-27	TRANSISTOR 2SD601A-QRS-TX				R5031	1-218-692-11	METAL CHIP	1K	0.50%	1/16W
Q8011	8-729-424-02	TRANSISTOR 2SB709A-QRS-TX				R5033	1-216-821-11	RES-CHIP	1K	5%	1/10W
Q8013	8-729-052-32	TRANSISTOR IRFIB7N50A-LF31				R5036	1-216-839-11	RES-CHIP	33K	5%	1/10W
Q8014	8-729-052-32	TRANSISTOR IRFIB7N50A-LF31				R5037	1-216-825-11	RES-CHIP	2.2K	5%	1/10W
Q8015	8-729-119-80	TRANSISTOR 2SC2688-LK				R5038	1-216-834-11	RES-CHIP	12K	5%	1/10W
Q8016	8-729-045-65	TRANSISTOR 2SA1776TV2Q				R5040	1-218-748-11	METAL CHIP	220K	0.50%	1/16W
Q8018	8-729-043-95	TRANSISTOR 2SC3840K				R5041	1-249-383-11	CARBON	1.5	5%	1/4W
Q8019	8-729-422-27	TRANSISTOR 2SD601A-QRS-TX				R5042	1-216-841-11	RES-CHIP	47K	5%	1/10W
Q8020	8-729-422-27	TRANSISTOR 2SD601A-QRS-TX				R5043	1-218-708-11	METAL CHIP	4.7K	0.50%	1/16W
Q8021	8-729-424-02	TRANSISTOR 2SB709A-QRS-TX				R5044	1-216-833-11	RES-CHIP	10K	5%	1/10W
Q8022	8-729-424-02	TRANSISTOR 2SB709A-QRS-TX				R5045	1-216-845-11	RES-CHIP	100K	5%	1/10W
Q8023	8-729-422-27	TRANSISTOR 2SD601A-QRS-TX				R5046	1-214-798-21	METAL	1.8	1%	1/2W
Q8028	8-729-422-27	TRANSISTOR 2SD601A-QRS-TX				R5047	1-249-421-11	CARBON	2.2K	5%	1/4W
Q8034	8-729-422-27	TRANSISTOR 2SD601A-QRS-TX				R5048	1-216-841-11	RES-CHIP	47K	5%	1/10W
Q8035	8-729-424-02	TRANSISTOR 2SB709A-QRS-TX				R5049	1-216-833-11	RES-CHIP	10K	5%	1/10W
RESISTOR						R5050	1-216-833-11	RES-CHIP	10K	5%	1/10W
R5001	1-216-797-11	RES-CHIP	10	5%	1/10W	R5051	1-249-414-11	CARBON	560	5%	1/4W
R5002	1-216-813-11	RES-CHIP	220	5%	1/10W	R5052	1-214-796-00	METAL	1.5	1%	1/2W
R5003	1-216-833-11	RES-CHIP	10K	5%	1/10W	R5053	1-215-890-11	METAL OXIDE	470	5%	2W
R5004	1-216-846-11	RES-CHIP	120K	5%	1/10W	R5054	1-216-833-11	RES-CHIP	10K	5%	1/10W
R5005	1-216-813-11	RES-CHIP	220	5%	1/10W	R5060	1-216-833-11	RES-CHIP	10K	5%	1/10W
R5007	1-216-846-11	RES-CHIP	120K	5%	1/10W	R5061	1-216-833-11	RES-CHIP	10K	5%	1/10W
R5008	1-216-833-11	RES-CHIP	10K	5%	1/10W	R5062	1-216-845-11	RES-CHIP	100K	5%	1/10W
R5009	1-216-846-11	RES-CHIP	120K	5%	1/10W	R5063	1-218-724-11	METAL CHIP	22K	0.50%	1/16W
R5010	1-216-833-11	RES-CHIP	10K	5%	1/10W	R5064	1-218-748-11	METAL CHIP	220K	0.50%	1/16W
						R5065	1-218-750-11	METAL CHIP	270K	0.50%	1/16W





REF. NO.	PART NO.	DESCRIPTION	VALUES			REF. NO.	PART NO.	DESCRIPTION	VALUES		
R5066	1-218-746-11	METAL CHIP	180K	0.50%	1/16W	R5132	1-215-917-11	METAL OXIDE	1K	5%	3W
R5079	1-218-720-11	METAL CHIP	15K	0.50%	1/16W	R5133	1-215-917-11	METAL OXIDE	1K	5%	3W
R5080	1-216-829-11	RES-CHIP	4.7K	5%	1/10W	R5135	1-215-917-11	METAL OXIDE	1K	5%	3W
R5081	1-218-740-11	METAL CHIP	100K	0.50%	1/16W	R5136	1-215-917-11	METAL OXIDE	1K	5%	3W
R5082	1-218-716-11	METAL CHIP	10K	0.50%	1/16W	R5137	1-216-825-11	RES-CHIP	2.2K	5%	1/10W
R5083	1-218-700-11	METAL CHIP	2.2K	0.50%	1/16W	R5138	1-216-821-11	RES-CHIP	1K	5%	1/10W
R5084	1-216-833-11	RES-CHIP	10K	5%	1/10W	R5139	1-216-821-11	RES-CHIP	1K	5%	1/10W
R5085	1-216-853-11	RES-CHIP	470K	5%	1/10W	R5141	1-215-890-11	METAL OXIDE	470	5%	2W
R5086	1-216-829-11	RES-CHIP	4.7K	5%	1/10W	R5142	1-216-365-00	METAL OXIDE	0.47	5%	2W
R5087	1-216-829-11	RES-CHIP	4.7K	5%	1/10W	R5143	1-216-365-00	METAL OXIDE	0.47	5%	2W
R5090	1-216-369-00	METAL OXIDE	1	5%	2W	R5144	1-216-365-00	METAL OXIDE	0.47	5%	2W
R5091	1-249-389-11	CARBON	4.7	5%	1/4W	R5145	1-215-880-00	METAL OXIDE	10	5%	2W
R5092	1-216-821-11	RES-CHIP	1K	5%	1/10W	R5146	1-249-437-11	CARBON	47K	5%	1/4W
R5093	1-218-717-11	METAL CHIP	11K	0.50%	1/16W	R5147	1-218-704-11	METAL CHIP	3.3K	0.50%	1/16W
R5095	1-249-377-11	CARBON	0.47	5%	1/4W	R5148	1-215-865-11	METAL OXIDE	220	5%	1W
R5096	1-249-377-11	CARBON	0.47	5%	1/4W	R5150	1-216-829-11	RES-CHIP	4.7K	5%	1/10W
R5097	1-249-380-11	CARBON	0.82	5%	1/4W	R5151	1-216-829-11	RES-CHIP	4.7K	5%	1/10W
R5098	1-249-379-11	CARBON	0.68	5%	1/4W	R5153	1-216-833-11	RES-CHIP	10K	5%	1/10W
R5101	1-218-708-11	METAL CHIP	4.7K	0.50%	1/16W	R5154	1-216-833-11	RES-CHIP	10K	5%	1/10W
R5102	1-218-692-11	METAL CHIP	1K	0.50%	1/16W	R5158	1-216-829-11	RES-CHIP	4.7K	5%	1/10W
R5103	1-218-700-11	METAL CHIP	2.2K	0.50%	1/16W	R5160	1-216-809-11	RES-CHIP	100	5%	1/10W
R5104	1-216-833-11	RES-CHIP	10K	5%	1/10W	R5163	1-216-828-11	RES-CHIP	3.9K	5%	1/10W
R5105	1-216-841-11	RES-CHIP	47K	5%	1/10W	R5164	1-216-845-11	RES-CHIP	100K	5%	1/10W
R5106	1-216-829-11	RES-CHIP	4.7K	5%	1/10W	R5165	1-216-841-11	RES-CHIP	47K	5%	1/10W
R5107	1-249-393-11	CARBON	10	5%	1/4W	R5170	1-215-917-11	METAL OXIDE	1K	5%	3W
R5108	1-218-736-11	METAL CHIP	68K	0.50%	1/16W	R5171	1-215-917-11	METAL OXIDE	1K	5%	3W
R5109	1-218-728-11	METAL CHIP	33K	0.50%	1/16W	R5172	1-260-288-11	CARBON	0.47	5%	1/2W
R5110	1-249-401-11	CARBON	47	5%	1/4W	R5173	1-260-288-11	CARBON	0.47	5%	1/2W
R5111	1-216-830-11	RES-CHIP	5.6K	5%	1/10W	R5176	1-216-833-11	RES-CHIP	10K	5%	1/10W
R5112	1-216-813-11	RES-CHIP	220	5%	1/10W	R5501	1-218-730-11	METAL CHIP	39K	0.50%	1/16W
R5113	1-260-107-11	CARBON	4.7K	5%	1/2W	R5502	1-216-864-11	SHORT CHIP			
R5115	1-249-417-11	CARBON	1K	5%	1/4W	R5503	1-216-833-11	RES-CHIP	10K	5%	1/10W
R5116	1-216-829-11	RES-CHIP	4.7K	5%	1/10W	R5505	1-218-750-11	METAL CHIP	270K	0.50%	1/16W
R5117	1-216-825-11	RES-CHIP	2.2K	5%	1/10W	R5506	1-216-845-11	RES-CHIP	100K	5%	1/10W
R5118	1-216-797-11	RES-CHIP	10	5%	1/10W	R5507	1-216-833-11	RES-CHIP	10K	5%	1/10W
R5120	1-218-702-11	METAL CHIP	2.7K	0.50%	1/16W	R5508	1-216-837-11	RES-CHIP	22K	5%	1/10W
R5124	1-216-809-11	RES-CHIP	100	5%	1/10W	R5510	1-216-821-11	RES-CHIP	1K	5%	1/10W
R5125	1-216-829-11	RES-CHIP	4.7K	5%	1/10W	R5512	1-216-829-11	RES-CHIP	4.7K	5%	1/10W
R5126	1-216-809-11	RES-CHIP	100	5%	1/10W	R5513	1-216-821-11	RES-CHIP	1K	5%	1/10W
R5127	1-215-890-11	METAL OXIDE	470	5%	2W	R5518	1-218-728-11	METAL CHIP	33K	0.50%	1/16W
R5128	1-216-828-11	RES-CHIP	3.9K	5%	1/10W	R5519	1-218-740-11	METAL CHIP	100K	0.50%	1/16W
R5129	1-216-809-11	RES-CHIP	100	5%	1/10W	R5520	1-216-833-11	RES-CHIP	10K	5%	1/10W
R5130	1-216-797-11	RES-CHIP	10	5%	1/10W	R5521	1-216-833-11	RES-CHIP	10K	5%	1/10W
R5131	1-218-704-11	METAL CHIP	3.3K	0.50%	1/16W	R5522	1-218-716-11	METAL CHIP	10K	0.50%	1/16W


NOTE: The components identified by shading and  mark are critical for safety. Replace only with part number specified.

NOTE: Les composants identifiés par un trame et une  sont critiques pour la sécurité. Ne les remplacer que par une pièce portant le numéro spécifié.












REF. NO.	PART NO.	DESCRIPTION	VALUES			REF. NO.	PART NO.	DESCRIPTION	VALUES		
R5523	1-218-744-11	METAL CHIP	150K	0.50%	1/16W	R5572	1-216-833-11	RES-CHIP	10K	5%	1/10W
R5524	1-216-839-11	RES-CHIP	33K	5%	1/10W	R5574	1-216-864-11	SHORT CHIP			
R5525	1-216-853-11	RES-CHIP	470K	5%	1/10W	R5576	1-249-395-11	CARBON	15	5%	1/4W
R5526	1-216-853-11	RES-CHIP	470K	5%	1/10W	R5578	1-218-730-11	METAL CHIP	39K	0.50%	1/16W
R5527	1-216-833-11	RES-CHIP	10K	5%	1/10W	R5579	1-218-732-11	METAL CHIP	47K	0.50%	1/16W
R5528	1-216-833-11	RES-CHIP	10K	5%	1/10W	R5580	1-218-716-11	METAL CHIP	10K	0.50%	1/16W
R5529	1-218-702-11	METAL CHIP	2.7K	0.50%	1/16W	R5581	1-218-708-11	METAL CHIP	4.7K	0.50%	1/16W
R5530	1-216-829-11	RES-CHIP	4.7K	5%	1/10W	R5582	1-216-821-11	RES-CHIP	1K	5%	1/10W
R5531	1-216-864-11	SHORT CHIP				R5588	1-216-353-00	METAL OXIDE	2.2	5%	1W
R5532	1-216-821-11	RES-CHIP	1K	5%	1/10W	R5593	1-216-821-11	RES-CHIP	1K	5%	1/10W
R5533	1-218-740-11	METAL CHIP	100K	0.50%	1/16W	R5597	1-218-750-11	METAL CHIP	270K	0.50%	1/16W
R5535	1-216-829-11	RES-CHIP	4.7K	5%	1/10W	R5603	1-216-857-11	RES-CHIP	1M	5%	1/10W
R5536	1-216-829-11	RES-CHIP	4.7K	5%	1/10W	R5604	1-216-857-11	RES-CHIP	1M	5%	1/10W
R5537	1-218-732-11	METAL CHIP	47K	0.50%	1/16W	R5711	1-218-740-11	METAL CHIP	100K	0.50%	1/16W
R5538	1-216-837-11	RES-CHIP	22K	5%	1/10W	R5712	1-218-740-11	METAL CHIP	100K	0.50%	1/16W
R5539	1-216-849-11	RES-CHIP	220K	5%	1/10W	R6501	1-218-662-11	METAL CHIP	56	0.50%	1/16W
R5540	1-214-800-11	METAL	2.2	1%	1/2W	R6502	1-260-131-11	CARBON	470K	5%	1/2W
R5541	1-216-849-11	RES-CHIP	220K	5%	1/10W	R6503	1-216-835-11	RES-CHIP	15K	5%	1/10W
R5542	1-216-837-11	RES-CHIP	22K	5%	1/10W	R6505	1-218-668-11	METAL CHIP	100	0.50%	1/16W
R5543	1-216-821-11	RES-CHIP	1K	5%	1/10W	R6507	1-216-829-11	RES-CHIP	4.7K	5%	1/10W
R5544	1-218-716-11	METAL CHIP	10K	0.50%	1/16W	R6508	1-249-393-11	CARBON	10	5%	1/4W
R5545	1-218-732-11	METAL CHIP	47K	0.50%	1/16W	R6509	1-216-829-11	RES-CHIP	4.7K	5%	1/10W
R5546	1-216-864-11	SHORT CHIP				R6510	1-249-393-11	CARBON	10	5%	1/4W
R5547	1-216-837-11	RES-CHIP	22K	5%	1/10W	R6511	1-260-298-51	CARBON	3.3	5%	1/2W
R5548	1-216-841-11	RES-CHIP	47K	5%	1/10W	R6513	1-215-481-00	METAL	330K	1%	1/4W
R5549	1-216-821-11	RES-CHIP	1K	5%	1/10W	R6514	1-215-481-00	METAL	330K	1%	1/4W
R5551	1-216-829-11	RES-CHIP	4.7K	5%	1/10W	R6515	1-260-131-11	CARBON	470K	5%	1/2W
R5552	1-216-829-11	RES-CHIP	4.7K	5%	1/10W	 R6516	1-244-207-11	WIREWOUND	3.3	5%	10W
R5553	1-218-724-11	METAL CHIP	22K	0.50%	1/16W	R6517	1-218-715-11	METAL CHIP	9.1K	0.50%	1/16W
R5554	1-218-732-11	METAL CHIP	47K	0.50%	1/16W	R6518	1-218-719-11	METAL CHIP	13K	0.50%	1/16W
R5555	1-216-829-11	RES-CHIP	4.7K	5%	1/10W	R6519	1-216-864-11	SHORT CHIP			
R5556	1-218-708-11	METAL CHIP	4.7K	0.50%	1/16W	R6521	1-260-328-11	CARBON	1K	5%	1/2W
R5557	1-216-821-11	RES-CHIP	1K	5%	1/10W	R6524	1-216-864-11	SHORT CHIP			
R5558	1-216-821-11	RES-CHIP	1K	5%	1/10W	R6525	1-216-817-11	RES-CHIP	470	5%	1/10W
R5559	1-218-724-11	METAL CHIP	22K	0.50%	1/16W	R6526	1-202-933-61	FUSIBLE	0.1	10%	1/2W
R5560	1-216-864-11	SHORT CHIP				R6527	1-216-829-11	RES-CHIP	4.7K	5%	1/10W
R5561	1-218-740-11	METAL CHIP	100K	0.50%	1/16W	R6528	1-216-809-11	RES-CHIP	100	5%	1/10W
R5565	1-249-377-11	CARBON	0.47	5%	1/4W	R6529	1-249-393-11	CARBON	10	5%	1/4W
R5566	1-249-401-11	CARBON	47	5%	1/4W	R6530	1-216-829-11	RES-CHIP	4.7K	5%	1/10W
R5567	1-216-809-11	RES-CHIP	100	5%	1/10W	R6531	1-249-393-11	CARBON	10	5%	1/4W
R5568	1-216-853-11	RES-CHIP	470K	5%	1/10W	R6532	1-216-833-11	RES-CHIP	10K	5%	1/10W
R5569	1-216-821-11	RES-CHIP	1K	5%	1/10W	R6533	1-216-833-11	RES-CHIP	10K	5%	1/10W
R5570	1-216-833-11	RES-CHIP	10K	5%	1/10W	R6535	1-216-833-11	RES-CHIP	10K	5%	1/10W
R5571	1-216-821-11	RES-CHIP	1K	5%	1/10W	R6536	1-249-417-11	CARBON	1K	5%	1/4W


NOTE: The components identified by shading and  mark are critical for safety. Replace only with part number specified.

NOTE: Les composants identifiés par un trame et une marque  sont critiques pour la sécurité. Ne les remplacer que par une pièce portant le numéro spécifié.












REF. NO.	PART NO.	DESCRIPTION	VALUES			REF. NO.	PART NO.	DESCRIPTION	VALUES		
R6537	1-216-833-11	RES-CHIP	10K	5%	1/10W	 R8037	1-215-445-00	METAL	10K	1%	1/4W
R6538	1-216-833-11	RES-CHIP	10K	5%	1/10W	 R8038	1-215-445-00	METAL	10K	1%	1/4W
R6539	1-215-900-11	METAL OXIDE	22K	5%	2W	 R8039	1-215-445-00	METAL	10K	1%	1/4W
R6542	1-216-821-11	RES-CHIP	1K	5%	1/10W	 R8040	1-215-445-00	METAL	10K	1%	1/4W
R6544	1-216-864-11	SHORT CHIP				R8041	1-216-864-11	SHORT CHIP			
R6545	1-216-829-11	RES-CHIP	4.7K	5%	1/10W	 R8043	1-215-447-00	METAL	12K	1%	1/4W
R6547	1-216-864-11	SHORT CHIP				R8046	1-218-692-11	METAL CHIP	1K	0.50%	1/16W
R6548	1-216-823-11	RES-CHIP	1.5K	5%	1/10W	R8047	1-216-341-71	METAL OXIDE	0.22	5%	1W
R6556	1-243-979-71	METAL OXIDE	0.1	5%	2W	R8049	1-218-668-11	METAL CHIP	100	0.50%	1/16W
R6557	1-243-979-71	METAL OXIDE	0.1	5%	2W	R8050	1-218-656-11	METAL CHIP	33	0.50%	1/16W
 R6590	1-249-415-11	CARBON	680	5%	1/4W	R8051	1-202-933-61	FUSIBLE	0.1	10%	1/2W
R6593	1-249-405-11	CARBON	100	5%	1/4W	R8052	1-218-719-11	METAL CHIP	13K	0.50%	1/16W
R6595	1-249-377-11	CARBON	0.47	5%	1/4W	R8053	1-215-481-00	METAL	330K	1%	1/4W
R6602	1-216-821-11	RES-CHIP	1K	5%	1/10W	R8054	1-215-481-00	METAL	330K	1%	1/4W
R6605	1-216-825-11	RES-CHIP	2.2K	5%	1/10W	R8055	1-215-480-00	METAL	300K	1%	1/4W
R6646	1-215-481-00	METAL	330K	1%	1/4W	R8056	1-218-714-11	METAL CHIP	8.2K	0.50%	1/16W
R8001	1-216-809-11	RES-CHIP	100	5%	1/10W	R8057	1-218-719-11	METAL CHIP	13K	0.50%	1/16W
R8003	1-216-837-11	RES-CHIP	22K	5%	1/10W	R8058	1-249-393-11	CARBON	10	5%	1/4W
R8004	1-216-841-11	RES-CHIP	47K	5%	1/10W	R8059	1-216-864-11	SHORT CHIP			
R8005	1-216-837-11	RES-CHIP	22K	5%	1/10W	R8060	1-218-684-11	METAL CHIP	470	0.50%	1/16W
R8006	1-219-512-11	CARBON	2.2M	5%	1/2W	R8061	1-249-393-11	CARBON	10	5%	1/4W
R8007	1-219-512-11	CARBON	2.2M	5%	1/2W	R8062	1-216-833-11	RES-CHIP	10K	5%	1/10W
R8010	1-216-864-11	SHORT CHIP				R8063	1-216-833-11	RES-CHIP	10K	5%	1/10W
R8011	1-216-849-11	RES-CHIP	220K	5%	1/10W	R8066	1-216-821-11	RES-CHIP	1K	5%	1/10W
R8012	1-249-419-11	CARBON	1.5K	5%	1/4W	R8069	1-249-425-11	CARBON	4.7K	5%	1/4W
R8013	1-216-833-11	RES-CHIP	10K	5%	1/10W	R8070	1-243-979-71	METAL OXIDE	0.1	5%	2W
R8014	1-218-692-11	METAL CHIP	1K	0.50%	1/16W	R8072	1-249-377-11	CARBON	0.47	5%	1/4W
R8015	1-218-700-11	METAL CHIP	2.2K	0.50%	1/16W	R8076	1-240-931-91	CARBON	330	5%	0.5W
R8016	1-247-843-11	CARBON	3.3K	5%	1/4W	R8077	1-216-864-11	SHORT CHIP			
R8017	1-218-703-11	METAL CHIP	3K	0.50%	1/16W	R8078	1-218-748-11	METAL CHIP	220K	0.50%	1/16W
R8020	1-216-833-11	RES-CHIP	10K	5%	1/10W	R8079	1-249-431-11	CARBON	15K	5%	1/4W
R8022	1-216-833-11	RES-CHIP	10K	5%	1/10W	R8080	1-249-393-11	CARBON	10	5%	1/4W
R8024	1-216-833-11	RES-CHIP	10K	5%	1/10W	R8082	1-216-863-11	RES-CHIP	3.3M	5%	1/10W
R8025	1-216-821-11	RES-CHIP	1K	5%	1/10W	R8085	1-219-749-91	CARBON	10K	5%	1/2W
R8026	1-218-698-11	METAL CHIP	1.8K	0.50%	1/16W	R8086	1-219-751-91	CARBON	47K	5%	1/2W
R8027	1-218-736-11	METAL CHIP	68K	0.50%	1/16W	R8087	1-216-864-11	SHORT CHIP			
R8028	1-218-710-11	METAL CHIP	5.6K	0.50%	1/16W	R8088	1-216-833-11	RES-CHIP	10K	5%	1/10W
R8029	1-218-736-11	METAL CHIP	68K	0.50%	1/16W	R8089	1-216-841-11	RES-CHIP	47K	5%	1/10W
R8030	1-218-740-11	METAL CHIP	100K	0.50%	1/16W	R8090	1-216-833-11	RES-CHIP	10K	5%	1/10W
R8031	1-218-740-11	METAL CHIP	100K	0.50%	1/16W	R8091	1-215-485-00	METAL	470K	1%	1/4W
R8032	1-216-837-11	RES-CHIP	22K	5%	1/10W	R8093	1-216-847-11	RES-CHIP	150K	5%	1/10W
R8033	1-216-821-11	RES-CHIP	1K	5%	1/10W	R8095	1-215-485-00	METAL	470K	1%	1/4W
 R8035	1-218-706-11	METAL CHIP	3.9K	0.50%	1/16W	R8096	1-216-864-11	SHORT CHIP			
 R8036	1-215-415-00	METAL	560	1%	1/4W	R8097	1-216-797-11	RES-CHIP	10	5%	1/10W

NOTE: The components identified by shading and  mark are critical for safety. Replace only with part number specified.

A component identified by this  symbol indicates that it has been carefully factory-selected to satisfy regulations regarding X-ray radiation. Should replacement be required, replace only with the value originally used.



REF. NO.	PART NO.	DESCRIPTION	VALUES			REF. NO.	PART NO.	DESCRIPTION	VALUES		
R8098	1-249-441-11	CARBON	100K	5%	1/4W	VARIABLE RESISTOR					
R8099	1-249-441-11	CARBON	100K	5%	1/4W	 	RV8002	1-225-627-91	RES, VAR, ADJ, CERMET	2K	
R8100	1-249-441-11	CARBON	100K	5%	1/4W		RELAY				
R8101	1-216-847-11	RES-CHIP	150K	5%	1/10W		RY6501	1-755-395-11	RELAY (AC POWER)		
R8102	1-249-433-11	CARBON	22K	5%	1/4W			RY6502	1-755-389-11	RELAY (AC POWER)	
R8103	1-218-867-11	RES-CHIP	6.8K	5%	1/10W	SPARK GAP					
R8104	1-216-841-11	RES-CHIP	47K	5%	1/10W	SG8002	1-517-499-21	GAP, SPARK			
R8105	1-216-809-11	RES-CHIP	100	5%	1/10W	TRANSFORMER					
R8106	1-249-377-11	CARBON	0.47	5%	1/4W	T5001	1-437-669-11	TRANSFORMER, HORIZONTAL OUTPUT			
R8108	1-216-845-11	RES-CHIP	100K	5%	1/10W	T5002	1-435-636-11	TRANSFORMER, HORIZONTAL DRIVE			
R8109	1-215-922-11	METAL OXIDE	6.8K	5%	3W		T6502	1-437-696-11	TRANSFORMER, CONVERTER		
R8111	1-215-922-11	METAL OXIDE	6.8K	5%	3W			T8001	1-453-437-11	FBT ASSY NX-6020//M3J4	
R8112	1-216-845-11	RES-CHIP	100K	5%	1/10W	[KV-34XBR800 ONLY]					
R8113	1-216-855-11	RES-CHIP	680K	5%	1/10W		T8001	1-453-387-21	FBT ASSY NX-6020//M3J4		
R8114	1-215-922-11	METAL OXIDE	6.8K	5%	3W		[KV-32HS500/32HV600/34DRC500/36HS500/36XBR800/38DRC500]				
R8115	1-216-821-11	RES-CHIP	1K	5%	1/10W		T8001	1-453-439-11	FBT ASSY NX-6020//M3G4		
R8116	1-216-485-11	METAL OXIDE	5.6K	5%	3W		[KV-40XBR800/42DRC800]				
R8117	1-216-845-11	RES-CHIP	100K	5%	1/10W	T8003	1-437-664-11	TRANSFORMER, DYNAMIC FOCUS			
R8118	1-216-839-11	RES-CHIP	33K	5%	1/10W	THERMISTOR					
R8119	1-216-485-11	METAL OXIDE	5.6K	5%	3W	TH5002	1-807-796-11	THERMISTOR			
R8123	1-216-809-11	RES-CHIP	100	5%	1/10W	<div></div> <div>The M board is <u>not</u> field repairable. If service is required, use the following part number to order a complete replacement board. Data is provided for reference only.</div>					
R8124	1-216-833-11	RES-CHIP	10K	5%	1/10W	* A-1401-253-A M BOARD (VAR), MOUNTED					
R8125	1-216-797-11	RES-CHIP	10	5%	1/10W		4-089-371-01	SHIELD, M BOARD			
R8126	1-216-797-11	RES-CHIP	10	5%	1/10W		4-089-487-01	RIVET, PLASTIC			
R8135	1-216-833-11	RES-CHIP	10K	5%	1/10W	CAPACITOR					
R8136	1-216-833-11	RES-CHIP	10K	5%	1/10W	C2001	1-162-917-11	CERAMIC CHIP	15pF	5%	50V
R8137	1-216-821-11	RES-CHIP	1K	5%	1/10W	C2002	1-126-933-11	ELECT	100μF	20%	16V
R8138	1-216-857-11	RES-CHIP	1M	5%	1/10W	C2003	1-164-156-11	CERAMIC CHIP	0.1μF		25V
R8144	1-216-849-11	RES-CHIP	220K	5%	1/10W	C2004	1-164-227-11	CERAMIC CHIP	0.022μF	10%	25V
R8145	1-216-841-11	RES-CHIP	47K	5%	1/10W	C2005	1-162-964-11	CERAMIC CHIP	0.001μF	10%	50V
R8146	1-216-821-11	RES-CHIP	1K	5%	1/10W	C2006	1-164-156-11	CERAMIC CHIP	0.1μF		25V
R8150	1-216-841-11	RES-CHIP	47K	5%	1/10W	C2007	1-126-964-11	ELECT	10μF	20%	50V
R8151	1-216-841-11	RES-CHIP	47K	5%	1/10W	C2010	1-164-156-11	CERAMIC CHIP	0.1μF		25V
R8158	1-216-809-11	RES-CHIP	100	5%	1/10W	C2011	1-164-156-11	CERAMIC CHIP	0.1μF		25V
R8159	1-216-835-11	RES-CHIP	15K	5%	1/10W	C2012	1-107-826-11	CERAMIC CHIP	0.1μF	10%	16V
R8160	1-216-853-11	RES-CHIP	470K	5%	1/10W						
R8161	1-216-833-11	RES-CHIP	10K	5%	1/10W						
R8200	1-216-833-11	RES-CHIP	10K	5%	1/10W						
R8202	1-216-833-11	RES-CHIP	10K	5%	1/10W						
R8203	1-216-833-11	RES-CHIP	10K	5%	1/10W						
R8204	1-216-825-11	RES-CHIP	2.2K	5%	1/10W						
R8206	1-216-817-11	RES-CHIP	470	5%	1/10W						



REF. NO.	PART NO.	DESCRIPTION	VALUES			REF. NO.	PART NO.	DESCRIPTION	VALUES		
C2014	1-164-156-11	CERAMIC CHIP	0.1μF		25V	C2064	1-162-970-11	CERAMIC CHIP	0.01μF	10%	25V
C2015	1-164-156-11	CERAMIC CHIP	0.1μF		25V	C2065	1-126-933-11	ELECT	100μF	20%	16V
C2017	1-126-964-11	ELECT	10μF	20%	50V	C2066	1-164-156-11	CERAMIC CHIP	0.1μF		25V
C2019	1-126-964-11	ELECT	10μF	20%	50V	C2067	1-125-891-11	CERAMIC CHIP	0.47μF	10%	10V
C2020	1-126-964-11	ELECT	10μF	20%	50V	C2068	1-164-156-11	CERAMIC CHIP	0.1μF		25V
C2022	1-126-964-11	ELECT	10μF	20%	50V	C2069	1-107-826-11	CERAMIC CHIP	0.1μF	10%	16V
C2024	1-126-933-11	ELECT	100μF	20%	16V	C2070	1-162-970-11	CERAMIC CHIP	0.01μF	10%	25V
C2025	1-164-156-11	CERAMIC CHIP	0.1μF		25V	C2071	1-126-963-11	ELECT	4.7μF	20%	50V
C2027	1-126-964-11	ELECT	10μF	20%	50V	C2072	1-107-826-11	CERAMIC CHIP	0.1μF	10%	16V
C2028	1-126-933-11	ELECT	100μF	20%	16V	C2073	1-164-156-11	CERAMIC CHIP	0.1μF		25V
C2029	1-126-964-11	ELECT	10μF	20%	50V	C2074	1-126-933-11	ELECT	100μF	20%	16V
C2031	1-107-826-11	CERAMIC CHIP	0.1μF	10%	16V	C2075	1-107-826-11	CERAMIC CHIP	0.1μF	10%	16V
C2032	1-107-826-11	CERAMIC CHIP	0.1μF	10%	16V	C2076	1-125-891-11	CERAMIC CHIP	0.47μF	10%	10V
C2033	1-126-933-11	ELECT	100μF	20%	16V	C2077	1-162-970-11	CERAMIC CHIP	0.01μF	10%	25V
C2034	1-162-917-11	CERAMIC CHIP	15pF	5%	50V	C2078	1-162-970-11	CERAMIC CHIP	0.01μF	10%	25V
C2035	1-162-917-11	CERAMIC CHIP	15pF	5%	50V	C2079	1-107-826-11	CERAMIC CHIP	0.1μF	10%	16V
C2036	1-164-156-11	CERAMIC CHIP	0.1μF		25V	C2080	1-126-963-11	ELECT	4.7μF	20%	50V
C2037	1-164-156-11	CERAMIC CHIP	0.1μF		25V	C2081	1-107-826-11	CERAMIC CHIP	0.1μF	10%	16V
C2038	1-162-916-11	CERAMIC CHIP	12pF	5%	50V	C2082	1-125-891-11	CERAMIC CHIP	0.47μF	10%	10V
C2039	1-107-826-11	CERAMIC CHIP	0.1μF	10%	16V	C2083	1-125-891-11	CERAMIC CHIP	0.47μF	10%	10V
C2040	1-125-891-11	CERAMIC CHIP	0.47μF	10%	10V	C2084	1-107-826-11	CERAMIC CHIP	0.1μF	10%	16V
C2041	1-107-826-11	CERAMIC CHIP	0.1μF	10%	16V	C2085	1-125-891-11	CERAMIC CHIP	0.47μF	10%	10V
C2042	1-107-826-11	CERAMIC CHIP	0.1μF	10%	16V	C2086	1-162-970-11	CERAMIC CHIP	0.01μF	10%	25V
C2043	1-107-826-11	CERAMIC CHIP	0.1μF	10%	16V	C2087	1-125-891-11	CERAMIC CHIP	0.47μF	10%	10V
C2044	1-164-315-11	CERAMIC CHIP	470pF	5%	50V	C2088	1-216-864-11	SHORT CHIP			
C2045	1-126-933-11	ELECT	100μF	20%	16V	C2089	1-164-156-11	CERAMIC CHIP	0.1μF		25V
C2046	1-107-826-11	CERAMIC CHIP	0.1μF	10%	16V	C2090	1-216-864-11	SHORT CHIP			
C2047	1-107-826-11	CERAMIC CHIP	0.1μF	10%	16V	C2096	1-125-891-11	CERAMIC CHIP	0.47μF	10%	10V
C2048	1-164-315-11	CERAMIC CHIP	470pF	5%	50V	C2097	1-125-891-11	CERAMIC CHIP	0.47μF	10%	10V
C2049	1-162-916-11	CERAMIC CHIP	12pF	5%	50V	C2098	1-125-837-91	CERAMIC CHIP	1μF	10%	6.3V
C2050	1-164-156-11	CERAMIC CHIP	0.1μF		25V	C2099	1-125-837-91	CERAMIC CHIP	1μF	10%	6.3V
C2051	1-125-837-91	CERAMIC CHIP	1μF	10%	6.3V	C2100	1-125-891-11	CERAMIC CHIP	0.47μF	10%	10V
C2052	1-125-891-11	CERAMIC CHIP	0.47μF	10%	10V	C2101	1-126-933-11	ELECT	100μF	20%	16V
C2053	1-125-891-11	CERAMIC CHIP	0.47μF	10%	10V	C2102	1-125-891-11	CERAMIC CHIP	0.47μF	10%	10V
C2054	1-107-826-11	CERAMIC CHIP	0.1μF	10%	16V	C2103	1-125-891-11	CERAMIC CHIP	0.47μF	10%	10V
C2055	1-126-933-11	ELECT	100μF	20%	16V	C2104	1-164-156-11	CERAMIC CHIP	0.1μF		25V
C2056	1-125-891-11	CERAMIC CHIP	0.47μF	10%	10V	C2105	1-125-891-11	CERAMIC CHIP	0.47μF	10%	10V
C2057	1-164-156-11	CERAMIC CHIP	0.1μF		25V	C2106	1-164-156-11	CERAMIC CHIP	0.1μF		25V
C2058	1-126-963-11	ELECT	4.7μF	20%	50V	C2107	1-164-156-11	CERAMIC CHIP	0.1μF		25V
C2059	1-107-826-11	CERAMIC CHIP	0.1μF	10%	16V	C2108	1-126-933-11	ELECT	100μF	20%	16V
C2060	1-107-826-11	CERAMIC CHIP	0.1μF	10%	16V	C2109	1-125-837-91	CERAMIC CHIP	1μF	10%	6.3V
C2061	1-107-826-11	CERAMIC CHIP	0.1μF	10%	16V	C2111	1-126-964-11	ELECT	10μF	20%	50V
C2062	1-164-156-11	CERAMIC CHIP	0.1μF		25V	C2112	1-126-964-11	ELECT	10μF	20%	50V
C2063	1-126-963-11	ELECT	4.7μF	20%	50V	C2113	1-126-964-11	ELECT	10μF	20%	50V



REF. NO.	PART NO.	DESCRIPTION	VALUES			REF. NO.	PART NO.	DESCRIPTION	VALUES		
C2114	1-126-964-11	ELECT	10μF	20%	50V	C2230	1-162-915-11	CERAMIC CHIP	10pF	0.50pF	50V
C2115	1-164-156-11	CERAMIC CHIP	0.1μF		25V	C2231	1-125-837-91	CERAMIC CHIP	1μF	10%	6.3V
C2116	1-126-933-11	ELECT	100μF	20%	16V	C2232	1-164-156-11	CERAMIC CHIP	0.1μF		25V
C2117	1-164-156-11	CERAMIC CHIP	0.1μF		25V	C2233	1-164-156-11	CERAMIC CHIP	0.1μF		25V
C2120	1-126-964-11	ELECT	10μF	20%	50V						
C2121	1-126-964-11	ELECT	10μF	20%	50V	C2234	1-126-933-11	ELECT	100μF	20%	16V
C2122	1-162-970-11	CERAMIC CHIP	0.01μF	10%	25V	C2235	1-164-156-11	CERAMIC CHIP	0.1μF		25V
C2123	1-125-837-91	CERAMIC CHIP	1μF	10%	6.3V	C2236	1-164-156-11	CERAMIC CHIP	0.1μF		25V
C2124	1-164-156-11	CERAMIC CHIP	0.1μF		25V	C2237	1-162-917-11	CERAMIC CHIP	15pF	5%	50V
C2126	1-107-826-11	CERAMIC CHIP	0.1μF	10%	16V	C2238	1-126-933-11	ELECT	100μF	20%	16V
C2130	1-126-933-11	ELECT	100μF	20%	16V	C2239	1-164-156-11	CERAMIC CHIP	0.1μF		25V
C2131	1-164-156-11	CERAMIC CHIP	0.1μF		25V	C2240	1-126-933-11	ELECT	100μF	20%	16V
C2132	1-164-156-11	CERAMIC CHIP	0.1μF		25V	C2241	1-107-826-11	CERAMIC CHIP	0.1μF	10%	16V
C2134	1-164-156-11	CERAMIC CHIP	0.1μF		25V	C2242	1-126-934-11	ELECT	220μF	20%	16V
C2135	1-125-837-91	CERAMIC CHIP	1μF	10%	6.3V	C2243	1-126-934-11	ELECT	220μF	20%	16V
C2200	1-164-156-11	CERAMIC CHIP	0.1μF		25V	C2244	1-107-826-11	CERAMIC CHIP	0.1μF	10%	16V
C2201	1-164-156-11	CERAMIC CHIP	0.1μF		25V	C2245	1-164-156-11	CERAMIC CHIP	0.1μF		25V
C2202	1-164-156-11	CERAMIC CHIP	0.1μF		25V	C2246	1-126-947-11	ELECT	47μF	20%	25V
C2204	1-164-156-11	CERAMIC CHIP	0.1μF		25V	C2247	1-162-975-91	CERAMIC CHIP	24pF	5%	50V
C2205	1-164-156-11	CERAMIC CHIP	0.1μF		25V	C2248	1-162-975-91	CERAMIC CHIP	24pF	5%	50V
C2206	1-164-156-11	CERAMIC CHIP	0.1μF		25V	C2249	1-164-360-91	CERAMIC CHIP	0.1μF		16V
C2207	1-164-156-11	CERAMIC CHIP	0.1μF		25V	C2250	1-164-360-91	CERAMIC CHIP	0.1μF		16V
C2208	1-164-156-11	CERAMIC CHIP	0.1μF		25V	C2251	1-164-392-91	CERAMIC CHIP	390pF	5%	50V
C2209	1-164-156-11	CERAMIC CHIP	0.1μF		25V	C2300	1-162-968-11	CERAMIC CHIP	0.0047μF	10%	50V
C2210	1-164-156-11	CERAMIC CHIP	0.1μF		25V	C2301	1-126-933-11	ELECT	100μF	20%	16V
C2211	1-164-156-11	CERAMIC CHIP	0.1μF		25V	C2302	1-164-156-11	CERAMIC CHIP	0.1μF		25V
C2212	1-126-933-11	ELECT	100μF	20%	16V	C2305	1-164-156-11	CERAMIC CHIP	0.1μF		25V
C2213	1-126-947-11	ELECT	47μF	20%	25V	C2306	1-162-920-11	CERAMIC CHIP	27pF	5%	50V
C2214	1-126-933-11	ELECT	100μF	20%	16V	C2307	1-162-919-11	CERAMIC CHIP	22pF	5%	50V
C2215	1-164-156-11	CERAMIC CHIP	0.1μF		25V	C2308	1-164-156-11	CERAMIC CHIP	0.1μF		25V
C2216	1-164-156-11	CERAMIC CHIP	0.1μF		25V	C2309	1-164-156-11	CERAMIC CHIP	0.1μF		25V
C2217	1-164-156-11	CERAMIC CHIP	0.1μF		25V	C2310	1-162-919-11	CERAMIC CHIP	22pF	5%	50V
C2218	1-164-156-11	CERAMIC CHIP	0.1μF		25V	C2311	1-164-156-11	CERAMIC CHIP	0.1μF		25V
C2219	1-164-156-11	CERAMIC CHIP	0.1μF		25V	C2312	1-162-910-11	CERAMIC CHIP	5pF	0.25pF	50V
C2220	1-164-156-11	CERAMIC CHIP	0.1μF		25V	C2313	1-115-156-11	CERAMIC CHIP	1μF		10V
C2221	1-162-917-11	CERAMIC CHIP	15pF	5%	50V	C2315	1-164-156-11	CERAMIC CHIP	0.1μF		25V
C2222	1-162-917-11	CERAMIC CHIP	15pF	5%	50V	C2317	1-164-156-11	CERAMIC CHIP	0.1μF		25V
C2223	1-125-837-91	CERAMIC CHIP	1μF	10%	6.3V	C2318	1-164-156-11	CERAMIC CHIP	0.1μF		25V
C2224	1-115-156-11	CERAMIC CHIP	1μF		10V	C2319	1-164-156-11	CERAMIC CHIP	0.1μF		25V
C2225	1-162-917-11	CERAMIC CHIP	15pF	5%	50V	C2321	1-164-156-11	CERAMIC CHIP	0.1μF		25V
C2226	1-164-156-11	CERAMIC CHIP	0.1μF		25V	C2322	1-164-156-11	CERAMIC CHIP	0.1μF		25V
C2227	1-126-933-11	ELECT	100μF	20%	16V	C2323	1-164-156-11	CERAMIC CHIP	0.1μF		25V
C2228	1-162-913-11	CERAMIC CHIP	8pF	0.50pF	50V	C2324	1-164-156-11	CERAMIC CHIP	0.1μF		25V
C2229	1-162-913-11	CERAMIC CHIP	8pF	0.50pF	50V	C2325	1-164-156-11	CERAMIC CHIP	0.1μF		25V
						C2326	1-164-156-11	CERAMIC CHIP	0.1μF		25V



REF. NO.	PART NO.	DESCRIPTION	VALUES			REF. NO.	PART NO.	DESCRIPTION	VALUES		
C2327	1-126-933-11	ELECT	100μF	20%	16V	C2517	1-162-966-11	CERAMIC CHIP	0.0022μF	10%	50V
C2328	1-126-933-11	ELECT	100μF	20%	16V	C2518	1-162-966-11	CERAMIC CHIP	0.0022μF	10%	50V
C2329	1-164-156-11	CERAMIC CHIP	0.1μF		25V	C2519	1-107-826-11	CERAMIC CHIP	0.1μF	10%	16V
C2330	1-164-156-11	CERAMIC CHIP	0.1μF		25V	C2520	1-162-960-11	CERAMIC CHIP	220pF	10%	50V
C2331	1-164-156-11	CERAMIC CHIP	0.1μF		25V	C2521	1-162-960-11	CERAMIC CHIP	220pF	10%	50V
C2332	1-164-156-11	CERAMIC CHIP	0.1μF		25V	C2522	1-126-947-11	ELECT	47μF	20%	25V
C2333	1-125-891-11	CERAMIC CHIP	0.47μF	10%	10V	C2523	1-107-826-11	CERAMIC CHIP	0.1μF	10%	16V
C2334	1-164-156-11	CERAMIC CHIP	0.1μF		25V	C2524	1-135-834-91	CERAMIC CHIP	2.2μF		6.3V
C2335	1-164-156-11	CERAMIC CHIP	0.1μF		25V	C2525	1-135-834-91	CERAMIC CHIP	2.2μF		6.3V
C2336	1-164-156-11	CERAMIC CHIP	0.1μF		25V	C2527	1-135-834-91	CERAMIC CHIP	2.2μF		6.3V
C2337	1-164-156-11	CERAMIC CHIP	0.1μF		25V	C2528	1-162-962-11	CERAMIC CHIP	470pF	10%	50V
C2338	1-125-891-11	CERAMIC CHIP	0.47μF	10%	10V	C2530	1-126-947-11	ELECT	47μF	20%	25V
C2339	1-164-156-11	CERAMIC CHIP	0.1μF		25V	C2532	1-135-834-91	CERAMIC CHIP	2.2μF		6.3V
C2340	1-107-826-11	CERAMIC CHIP	0.1μF	10%	16V	C2533	1-162-960-11	CERAMIC CHIP	220pF	10%	50V
C2341	1-164-156-11	CERAMIC CHIP	0.1μF		25V	C2534	1-126-947-11	ELECT	47μF	20%	25V
C2342	1-107-826-11	CERAMIC CHIP	0.1μF	10%	16V	C2535	1-162-962-11	CERAMIC CHIP	470pF	10%	50V
C2343	1-107-826-11	CERAMIC CHIP	0.1μF	10%	16V	C2536	1-135-834-91	CERAMIC CHIP	2.2μF		6.3V
C2344	1-164-230-11	CERAMIC CHIP	220pF	5%	50V	C2538	1-126-947-11	ELECT	47μF	20%	25V
C2345	1-107-826-11	CERAMIC CHIP	0.1μF	10%	16V	C2539	1-107-826-11	CERAMIC CHIP	0.1μF	10%	16V
C2346	1-164-230-11	CERAMIC CHIP	220pF	5%	50V	C2540	1-162-915-11	CERAMIC CHIP	10pF	0.50pF	50V
C2347	1-164-156-11	CERAMIC CHIP	0.1μF		25V	C2541	1-162-915-11	CERAMIC CHIP	10pF	0.50pF	50V
C2348	1-126-933-11	ELECT	100μF	20%	16V	C2542	1-107-826-11	CERAMIC CHIP	0.1μF	10%	16V
C2349	1-162-968-11	CERAMIC CHIP	0.0047μF	10%	50V	C2543	1-107-826-11	CERAMIC CHIP	0.1μF	10%	16V
C2352	1-126-933-11	ELECT	100μF	20%	16V	C2544	1-126-963-11	ELECT	4.7μF	20%	50V
C2353	1-164-156-11	CERAMIC CHIP	0.1μF		25V	C2545	1-162-966-11	CERAMIC CHIP	0.0022μF	10%	50V
C2354	1-162-907-11	CERAMIC CHIP	2pF	0.25pF	50V	C2546	1-162-966-11	CERAMIC CHIP	0.0022μF	10%	50V
C2355	1-164-245-11	CERAMIC CHIP	0.015μF	10%	25V	C2548	1-126-947-11	ELECT	47μF	20%	25V
C2358	1-126-935-11	ELECT	470μF	20%	6.3V	C2549	1-107-826-11	CERAMIC CHIP	0.1μF	10%	16V
C2359	1-164-156-11	CERAMIC CHIP	0.1μF		25V	C2550	1-126-963-11	ELECT	4.7μF	20%	50V
C2361	1-126-933-11	ELECT	100μF	20%	16V	C2551	1-107-826-11	CERAMIC CHIP	0.1μF	10%	16V
C2362	1-126-933-11	ELECT	100μF	20%	16V	C2553	1-126-947-11	ELECT	47μF	20%	25V
C2370	1-164-156-11	CERAMIC CHIP	0.1μF		25V	C2554	1-126-947-11	ELECT	47μF	20%	25V
C2500	1-162-966-11	CERAMIC CHIP	0.0022μF	10%	50V	C2558	1-126-963-11	ELECT	4.7μF	20%	50V
C2501	1-162-966-11	CERAMIC CHIP	0.0022μF	10%	50V	C2559	1-126-933-11	ELECT	100μF	20%	16V
C2503	1-107-826-11	CERAMIC CHIP	0.1μF	10%	16V	C2560	1-126-947-11	ELECT	47μF	20%	25V
C2504	1-126-933-11	ELECT	100μF	20%	16V	C2561	1-126-963-11	ELECT	4.7μF	20%	50V
C2506	1-164-156-11	CERAMIC CHIP	0.1μF		25V	C2563	1-126-961-11	ELECT	2.2μF	20%	50V
C2508	1-126-933-11	ELECT	100μF	20%	16V	C2564	1-126-961-11	ELECT	2.2μF	20%	50V
C2510	1-162-960-11	CERAMIC CHIP	220pF	10%	50V	C2565	1-125-837-91	CERAMIC CHIP	1μF	10%	6.3V
C2512	1-135-834-91	CERAMIC CHIP	2.2μF		6.3V	C2566	1-107-826-11	CERAMIC CHIP	0.1μF	10%	16V
C2513	1-162-966-11	CERAMIC CHIP	0.0022μF	10%	50V	C2569	1-126-961-11	ELECT	2.2μF	20%	50V
C2514	1-164-156-11	CERAMIC CHIP	0.1μF		25V	C2570	1-162-966-11	CERAMIC CHIP	0.0022μF	10%	50V
C2515	1-107-826-11	CERAMIC CHIP	0.1μF	10%	16V	C2571	1-164-156-11	CERAMIC CHIP	0.1μF		25V
C2516	1-126-933-11	ELECT	100μF	20%	16V	C2572	1-126-960-11	ELECT	1μF	20%	50V



REF. NO.	PART NO.	DESCRIPTION	VALUES	REF. NO.	PART NO.	DESCRIPTION	VALUES
C2574	1-162-966-11	CERAMIC CHIP	0.0022μF 10% 50V	FB2521	1-216-864-11	SHORT CHIP	
C2575	1-126-960-11	ELECT	1μF 20% 50V	FB2522	1-414-229-11	FERRITE	0μH
C2579	1-107-826-11	CERAMIC CHIP	0.1μF 10% 16V			<u>FILTER</u>	
C2582	1-126-933-11	ELECT	100μF 20% 16V	FL2001	1-239-848-21	FILTER, LOW PASS	
C2584	1-126-933-11	ELECT	100μF 20% 16V	FL2002	1-239-848-21	FILTER, LOW PASS	
		<u>CONNECTOR</u>		FL2003	1-239-848-21	FILTER, LOW PASS	
CN2006	1-793-174-11	SOCKET,PCCONNECTOR (PC BOARD)		FL2201	1-239-848-21	FILTER, LOW PASS	
* CN2301	1-764-333-11	PLUG,CONNECTOR	10P	FL2202	1-239-848-21	FILTER, LOW PASS	
CN2304	1-764-334-11	PLUG,CONNECTOR	11P				
CN2305	1-770-721-11	CONNECTOR, BOARD TO BOARD	4P	FL2203	1-239-848-21	FILTER, LOW PASS	
		<u>DIODE</u>		FL2204	1-239-848-21	FILTER, LOW PASS	
D2300	8-719-914-43	DIODE DAN202K-T-146				<u>IC</u>	
D2301	8-719-914-43	DIODE DAN202K-T-146		IC2001	8-752-394-69	IC CXD2073Q-T4	
D2302	8-719-914-44	DIODE DAP202K-T-146		IC2004	8-752-102-21	IC CXA2103AQ	
D2303	8-719-914-44	DIODE DAP202K-T-146		IC2005	8-752-102-21	IC CXA2103AQ	
D2310	8-719-083-57	DIODE UDZSTE-173.6B		IC2006	8-752-103-44	IC CXA2171Q	
				IC2008	8-759-448-68	IC NJM2283V-TE1	
D2500	8-719-404-50	DIODE MA111-TX		IC2009	6-700-205-01	IC TC74LVX157FT(EL)	
D2501	8-719-404-50	DIODE MA111-TX		IC2010	6-700-205-01	IC TC74LVX157FT(EL)	
D2502	8-719-404-50	DIODE MA111-TX		IC2200	6-700-960-01	IC UPD64083GF-3BA	
		<u>FERRITE BEAD</u>		IC2201	6-700-399-01	IC UPC2925T-E1	
FB2001	1-414-229-11	FERRITE	0μH	IC2300	6-802-167-01	IC M306V3MG-052FP	
FB2002	1-414-229-11	FERRITE	0μH				
FB2200	1-414-229-11	FERRITE	0μH	IC2301	6-801-375-01	IC PST9129NL	
FB2500	1-216-864-11	SHORT CHIP		IC2302	8-759-682-41	IC M24C32-WMN6T(A)	
FB2501	1-216-864-11	SHORT CHIP		IC2303	8-752-930-68	IC CXP964032-001Q	
				IC2304	8-752-930-68	IC CXP964032-001Q	
FB2503	1-216-864-11	SHORT CHIP		IC2305	8-759-641-26	IC NJM2391DL1-33(TE1)	
FB2504	1-216-864-11	SHORT CHIP					
FB2505	1-414-229-11	FERRITE	0μH	IC2500	8-759-394-57	IC PST593C-MMP-4P	
FB2507	1-414-229-11	FERRITE	0μH	IC2501	6-801-750-01	IC TC94A04F-014	
FB2508	1-414-229-11	FERRITE	0μH	IC2502	8-759-331-71	IC NJM4558E(TE2)	
				IC2504	8-759-642-22	IC UPC29M05T-E2	
						<u>CHIP CONDUCTOR</u>	
FB2509	1-216-864-11	SHORT CHIP		JR2001	1-216-864-11	SHORT CHIP	
FB2510	1-414-229-11	FERRITE	0μH	JR2002	1-216-864-11	SHORT CHIP	
FB2511	1-216-864-11	SHORT CHIP		JR2003	1-216-864-11	SHORT CHIP	
FB2512	1-414-229-11	FERRITE	0μH	JR2004	1-216-864-11	SHORT CHIP	
FB2513	1-216-864-11	SHORT CHIP		JR2005	1-216-864-11	SHORT CHIP	
						<u>COIL</u>	
FB2514	1-216-864-11	SHORT CHIP		L2001	1-469-555-21	INDUCTOR	10μH
FB2515	1-414-229-11	FERRITE	0μH	L2003	1-469-555-21	INDUCTOR	10μH
FB2516	1-414-229-11	FERRITE	0μH	L2004	1-469-555-21	INDUCTOR	10μH
FB2517	1-414-229-11	FERRITE	0μH	L2005	1-469-555-21	INDUCTOR	10μH
FB2518	1-414-229-11	FERRITE	0μH	L2006	1-469-555-21	INDUCTOR	10μH
				L2007	1-469-555-21	INDUCTOR	10μH
FB2519	1-414-229-11	FERRITE	0μH				
FB2520	1-216-864-11	SHORT CHIP					



REF. NO.	PART NO.	DESCRIPTION	VALUES			REF. NO.	PART NO.	DESCRIPTION	VALUES		
L2008	1-469-555-21	INDUCTOR	10μH			Q2205	8-729-422-27	TRANSISTOR 2SD601A-QRS-TX			
L2009	1-469-555-21	INDUCTOR	10μH			Q2206	8-729-422-27	TRANSISTOR 2SD601A-QRS-TX			
L2010	1-469-555-21	INDUCTOR	10μH			Q2207	8-729-422-27	TRANSISTOR 2SD601A-QRS-TX			
L2011	1-469-555-21	INDUCTOR	10μH			Q2208	8-729-422-27	TRANSISTOR 2SD601A-QRS-TX			
L2012	1-469-555-21	INDUCTOR	10μH			Q2209	8-729-422-27	TRANSISTOR 2SD601A-QRS-TX			
L2013	1-469-555-21	INDUCTOR	10μH			Q2210	8-729-422-27	TRANSISTOR 2SD601A-QRS-TX			
L2200	1-469-555-21	INDUCTOR	10μH			Q2211	8-729-422-27	TRANSISTOR 2SD601A-QRS-TX			
L2201	1-469-555-21	INDUCTOR	10μH			Q2212	8-729-422-27	TRANSISTOR 2SD601A-QRS-TX			
L2202	1-469-555-21	INDUCTOR	10μH			Q2213	8-729-422-27	TRANSISTOR 2SD601A-QRS-TX			
L2203	1-216-001-91	RES-CHIP	10	5%	1/10W	Q2214	8-729-424-02	TRANSISTOR 2SB709A-QRS-TX			
L2204	1-469-555-21	INDUCTOR	10μH			Q2215	8-729-422-27	TRANSISTOR 2SD601A-QRS-TX			
L2205	1-216-001-91	RES-CHIP	10	5%	1/10W	Q2216	8-729-424-02	TRANSISTOR 2SB709A-QRS-TX			
L2206	1-469-555-21	INDUCTOR	10μH			Q2301	8-729-422-27	TRANSISTOR 2SD601A-QRS-TX			
L2207	1-469-553-21	INDUCTOR	4.7μH			Q2302	8-729-422-27	TRANSISTOR 2SD601A-QRS-TX			
L2301	1-469-555-21	INDUCTOR	10μH			Q2303	8-729-422-27	TRANSISTOR 2SD601A-QRS-TX			
L2302	1-469-555-21	INDUCTOR	10μH			Q2304	8-729-422-27	TRANSISTOR 2SD601A-QRS-TX			
L2303	1-469-555-21	INDUCTOR	10μH			Q2305	8-729-422-27	TRANSISTOR 2SD601A-QRS-TX			
L2501	1-412-537-31	INDUCTOR	100μH			Q2306	8-729-422-27	TRANSISTOR 2SD601A-QRS-TX			
L2502	1-216-295-91	SHORT CHIP				Q2307	8-729-422-27	TRANSISTOR 2SD601A-QRS-TX			
TRANSISTOR						Q2308	8-729-424-02	TRANSISTOR 2SB709A-QRS-TX			
Q2001	8-729-422-27	TRANSISTOR 2SD601A-QRS-TX				Q2309	8-729-424-02	TRANSISTOR 2SB709A-QRS-TX			
Q2002	8-729-422-27	TRANSISTOR 2SD601A-QRS-TX				Q2310	8-729-422-27	TRANSISTOR 2SD601A-QRS-TX			
Q2003	8-729-424-02	TRANSISTOR 2SB709A-QRS-TX				Q2311	8-729-422-27	TRANSISTOR 2SD601A-QRS-TX			
Q2004	8-729-422-27	TRANSISTOR 2SD601A-QRS-TX				Q2312	8-729-422-27	TRANSISTOR 2SD601A-QRS-TX			
Q2005	8-729-424-02	TRANSISTOR 2SB709A-QRS-TX				Q2313	8-729-422-27	TRANSISTOR 2SD601A-QRS-TX			
Q2006	8-729-422-27	TRANSISTOR 2SD601A-QRS-TX				Q2314	8-729-424-02	TRANSISTOR 2SB709A-QRS-TX			
Q2007	8-729-422-27	TRANSISTOR 2SD601A-QRS-TX				Q2315	8-729-424-02	TRANSISTOR 2SB709A-QRS-TX			
Q2008	8-729-422-27	TRANSISTOR 2SD601A-QRS-TX				Q2316	8-729-424-02	TRANSISTOR 2SB709A-QRS-TX			
Q2009	8-729-422-27	TRANSISTOR 2SD601A-QRS-TX				Q2317	8-729-422-27	TRANSISTOR 2SD601A-QRS-TX			
Q2010	8-729-422-27	TRANSISTOR 2SD601A-QRS-TX				Q2318	8-729-422-27	TRANSISTOR 2SD601A-QRS-TX			
Q2011	8-729-424-02	TRANSISTOR 2SB709A-QRS-TX				Q2320	8-729-422-27	TRANSISTOR 2SD601A-QRS-TX			
Q2012	8-729-424-02	TRANSISTOR 2SB709A-QRS-TX				Q2321	8-729-422-27	TRANSISTOR 2SD601A-QRS-TX			
Q2013	8-729-424-02	TRANSISTOR 2SB709A-QRS-TX				Q2322	8-729-422-27	TRANSISTOR 2SD601A-QRS-TX			
Q2014	8-729-422-27	TRANSISTOR 2SD601A-QRS-TX				Q2323	8-729-422-27	TRANSISTOR 2SD601A-QRS-TX			
Q2015	8-729-424-02	TRANSISTOR 2SB709A-QRS-TX				Q2500	8-729-422-27	TRANSISTOR 2SD601A-QRS-TX			
Q2016	8-729-422-27	TRANSISTOR 2SD601A-QRS-TX				Q2501	8-729-422-27	TRANSISTOR 2SD601A-QRS-TX			
Q2018	8-729-422-27	TRANSISTOR 2SD601A-QRS-TX				Q2502	8-729-424-02	TRANSISTOR 2SB709A-QRS-TX			
Q2019	8-729-422-27	TRANSISTOR 2SD601A-QRS-TX				Q2503	8-729-422-27	TRANSISTOR 2SD601A-QRS-TX			
Q2200	8-729-424-02	TRANSISTOR 2SB709A-QRS-TX				Q2504	8-729-422-27	TRANSISTOR 2SD601A-QRS-TX			
Q2201	8-729-424-02	TRANSISTOR 2SB709A-QRS-TX				Q2505	8-729-422-27	TRANSISTOR 2SD601A-QRS-TX			
Q2202	8-729-422-27	TRANSISTOR 2SD601A-QRS-TX				Q2506	8-729-422-27	TRANSISTOR 2SD601A-QRS-TX			
Q2203	8-729-424-02	TRANSISTOR 2SB709A-QRS-TX				Q2507	8-729-422-27	TRANSISTOR 2SD601A-QRS-TX			
Q2204	8-729-424-02	TRANSISTOR 2SB709A-QRS-TX				Q2508	8-729-422-27	TRANSISTOR 2SD601A-QRS-TX			
						Q2509	8-729-422-27	TRANSISTOR 2SD601A-QRS-TX			



REF. NO.	PART NO.	DESCRIPTION	VALUES			REF. NO.	PART NO.	DESCRIPTION	VALUES		
Q2510	8-729-422-27	TRANSISTOR 2SD601A-QRS-TX				R2053	1-216-864-11	SHORT CHIP			
Q2511	8-729-422-27	TRANSISTOR 2SD601A-QRS-TX				R2054	1-216-835-11	RES-CHIP	15K	5%	1/10W
Q2512	8-729-422-27	TRANSISTOR 2SD601A-QRS-TX				R2055	1-216-833-11	RES-CHIP	10K	5%	1/10W
Q2513	8-729-422-27	TRANSISTOR 2SD601A-QRS-TX				R2056	1-216-809-11	RES-CHIP	100	5%	1/10W
	RESISTOR					R2057	1-216-809-11	RES-CHIP	100	5%	1/10W
R2001	1-216-809-11	RES-CHIP	100	5%	1/10W	R2058	1-216-809-11	RES-CHIP	100	5%	1/10W
R2002	1-216-821-11	RES-CHIP	1K	5%	1/10W	R2059	1-216-809-11	RES-CHIP	100	5%	1/10W
R2003	1-218-686-11	METAL CHIP	560	0.50%	1/16W	R2061	1-216-828-11	RES-CHIP	3.9K	5%	1/10W
R2004	1-216-821-11	RES-CHIP	1K	5%	1/10W	R2064	1-216-828-11	RES-CHIP	3.9K	5%	1/10W
R2005	1-216-821-11	RES-CHIP	1K	5%	1/10W						
R2006	1-216-825-11	RES-CHIP	2.2K	5%	1/10W	R2067	1-216-809-11	RES-CHIP	100	5%	1/10W
R2007	1-218-708-11	METAL CHIP	4.7K	0.50%	1/16W	R2069	1-216-864-11	SHORT CHIP			
R2008	1-218-692-11	METAL CHIP	1K	0.50%	1/16W	R2071	1-216-864-11	SHORT CHIP			
R2009	1-216-821-11	RES-CHIP	1K	5%	1/10W	R2072	1-216-841-11	RES-CHIP	47K	5%	1/10W
R2010	1-216-821-11	RES-CHIP	1K	5%	1/10W	R2073	1-216-841-11	RES-CHIP	47K	5%	1/10W
R2011	1-218-686-11	METAL CHIP	560	0.50%	1/16W						
R2012	1-216-821-11	RES-CHIP	1K	5%	1/10W	R2074	1-216-833-11	RES-CHIP	10K	5%	1/10W
R2013	1-216-825-11	RES-CHIP	2.2K	5%	1/10W	R2075	1-216-864-11	SHORT CHIP			
R2014	1-216-821-11	RES-CHIP	1K	5%	1/10W	R2076	1-216-864-11	SHORT CHIP			
R2015	1-218-734-11	METAL CHIP	56K	0.50%	1/16W	R2077	1-216-833-11	RES-CHIP	10K	5%	1/10W
R2016	1-216-839-11	RES-CHIP	33K	5%	1/10W	R2081	1-216-809-11	RES-CHIP	100	5%	1/10W
R2017	1-216-837-11	RES-CHIP	22K	5%	1/10W						
R2018	1-216-812-11	RES-CHIP	180	5%	1/10W	R2082	1-216-809-11	RES-CHIP	100	5%	1/10W
R2020	1-216-811-11	RES-CHIP	150	5%	1/10W	R2083	1-216-851-11	RES-CHIP	330K	5%	1/10W
R2022	1-218-704-11	METAL CHIP	3.3K	0.50%	1/16W	R2086	1-216-818-11	RES-CHIP	560	5%	1/10W
R2023	1-216-839-11	RES-CHIP	33K	5%	1/10W	R2087	1-216-818-11	RES-CHIP	560	5%	1/10W
R2024	1-216-837-11	RES-CHIP	22K	5%	1/10W	R2091	1-216-809-11	RES-CHIP	100	5%	1/10W
R2025	1-218-700-11	METAL CHIP	2.2K	0.50%	1/16W						
R2026	1-218-704-11	METAL CHIP	3.3K	0.50%	1/16W	R2092	1-216-818-11	RES-CHIP	560	5%	1/10W
R2027	1-216-864-11	SHORT CHIP				R2093	1-216-818-11	RES-CHIP	560	5%	1/10W
R2030	1-216-817-11	RES-CHIP	470	5%	1/10W	R2094	1-218-716-11	METAL CHIP	10K	0.50%	1/16W
R2032	1-216-817-11	RES-CHIP	470	5%	1/10W	R2095	1-216-864-11	SHORT CHIP			
R2035	1-216-817-11	RES-CHIP	470	5%	1/10W	R2097	1-216-809-11	RES-CHIP	100	5%	1/10W
R2036	1-216-837-11	RES-CHIP	22K	5%	1/10W						
R2040	1-216-817-11	RES-CHIP	470	5%	1/10W	R2099	1-216-809-11	RES-CHIP	100	5%	1/10W
R2041	1-216-837-11	RES-CHIP	22K	5%	1/10W	R2101	1-216-821-11	RES-CHIP	1K	5%	1/10W
R2045	1-218-686-11	METAL CHIP	560	0.50%	1/16W	R2103	1-216-809-11	RES-CHIP	100	5%	1/10W
R2046	1-218-686-11	METAL CHIP	560	0.50%	1/16W	R2105	1-216-809-11	RES-CHIP	100	5%	1/10W
R2048	1-218-710-11	METAL CHIP	5.6K	0.50%	1/16W	R2107	1-216-809-11	RES-CHIP	100	5%	1/10W
R2049	1-218-710-11	METAL CHIP	5.6K	0.50%	1/16W						
R2050	1-216-817-11	RES-CHIP	470	5%	1/10W	R2110	1-216-818-11	RES-CHIP	560	5%	1/10W
R2051	1-216-817-11	RES-CHIP	470	5%	1/10W	R2111	1-216-818-11	RES-CHIP	560	5%	1/10W
R2052	1-216-835-11	RES-CHIP	15K	5%	1/10W	R2112	1-216-809-11	RES-CHIP	100	5%	1/10W
						R2113	1-216-809-11	RES-CHIP	100	5%	1/10W
						R2114	1-216-805-11	RES-CHIP	47	5%	1/10W
						R2115	1-216-805-11	RES-CHIP	47	5%	1/10W
						R2116	1-216-805-11	RES-CHIP	47	5%	1/10W
						R2118	1-216-809-11	RES-CHIP	100	5%	1/10W
						R2119	1-216-809-11	RES-CHIP	100	5%	1/10W
						R2120	1-216-809-11	RES-CHIP	100	5%	1/10W



REF. NO.	PART NO.	DESCRIPTION	VALUES			REF. NO.	PART NO.	DESCRIPTION	VALUES		
R2123	1-216-809-11	RES-CHIP	100	5%	1/10W	R2239	1-216-821-11	RES-CHIP	1K	5%	1/10W
R2124	1-216-809-11	RES-CHIP	100	5%	1/10W	R2240	1-216-834-11	RES-CHIP	12K	5%	1/10W
R2125	1-216-809-11	RES-CHIP	100	5%	1/10W	R2241	1-216-839-11	RES-CHIP	33K	5%	1/10W
R2126	1-216-809-11	RES-CHIP	100	5%	1/10W	R2242	1-218-680-11	METAL CHIP	330	0.50%	1/16W
R2131	1-216-809-11	RES-CHIP	100	5%	1/10W	R2243	1-216-834-11	RES-CHIP	12K	5%	1/10W
R2133	1-216-864-11	SHORT CHIP				R2244	1-216-839-11	RES-CHIP	33K	5%	1/10W
R2201	1-216-821-11	RES-CHIP	1K	5%	1/10W	R2245	1-218-684-11	METAL CHIP	470	0.50%	1/16W
R2202	1-216-809-11	RES-CHIP	100	5%	1/10W	R2246	1-216-821-11	RES-CHIP	1K	5%	1/10W
R2203	1-216-809-11	RES-CHIP	100	5%	1/10W	R2247	1-216-805-11	RES-CHIP	47	5%	1/10W
R2204	1-216-821-11	RES-CHIP	1K	5%	1/10W	R2248	1-216-821-11	RES-CHIP	1K	5%	1/10W
R2205	1-216-864-11	SHORT CHIP				R2249	1-216-805-11	RES-CHIP	47	5%	1/10W
R2206	1-216-864-11	SHORT CHIP				R2250	1-216-830-11	RES-CHIP	5.6K	5%	1/10W
R2207	1-216-809-11	RES-CHIP	100	5%	1/10W	R2251	1-216-818-11	RES-CHIP	560	5%	1/10W
R2208	1-216-809-11	RES-CHIP	100	5%	1/10W	R2252	1-216-821-11	RES-CHIP	1K	5%	1/10W
R2209	1-216-821-11	RES-CHIP	1K	5%	1/10W	R2253	1-216-809-11	RES-CHIP	100	5%	1/10W
R2210	1-216-818-11	RES-CHIP	560	5%	1/10W	R2254	1-216-817-91	RES-CHIP	470	5%	1/10W
R2211	1-216-821-11	RES-CHIP	1K	5%	1/10W	R2255	1-216-817-91	RES-CHIP	470	5%	1/10W
R2212	1-216-818-11	RES-CHIP	560	5%	1/10W	R2256	1-216-821-91	RES-CHIP	1K	5%	1/10W
R2213	1-216-829-11	RES-CHIP	4.7K	5%	1/10W	R2257	1-216-833-91	RES-CHIP	10K	5%	1/10W
R2214	1-216-821-11	RES-CHIP	1K	5%	1/10W	R2258	1-216-833-11	RES-CHIP	10K	5%	1/10W
R2215	1-216-830-11	RES-CHIP	5.6K	5%	1/10W	R2259	1-216-833-11	RES-CHIP	10K	5%	1/10W
R2216	1-216-817-11	RES-CHIP	470	5%	1/10W	R2260	1-216-840-11	RES-CHIP	39K	5%	1/10W
R2217	1-216-817-11	RES-CHIP	470	5%	1/10W	R2261	1-216-821-11	RES-CHIP	1K	5%	1/10W
R2218	1-216-830-11	RES-CHIP	5.6K	5%	1/10W	R2298	1-216-821-11	RES-CHIP	1K	5%	1/10W
R2219	1-216-830-11	RES-CHIP	5.6K	5%	1/10W	R2299	1-216-841-11	RES-CHIP	47K	5%	1/10W
R2220	1-216-821-11	RES-CHIP	1K	5%	1/10W	R2300	1-216-841-11	RES-CHIP	47K	5%	1/10W
R2221	1-216-825-11	RES-CHIP	2.2K	5%	1/10W	R2301	1-216-809-11	RES-CHIP	100	5%	1/10W
R2222	1-216-833-11	RES-CHIP	10K	5%	1/10W	R2302	1-216-809-11	RES-CHIP	100	5%	1/10W
R2223	1-216-825-11	RES-CHIP	2.2K	5%	1/10W	R2303	1-216-809-11	RES-CHIP	100	5%	1/10W
R2224	1-216-809-11	RES-CHIP	100	5%	1/10W	R2304	1-216-829-11	RES-CHIP	4.7K	5%	1/10W
R2225	1-216-818-11	RES-CHIP	560	5%	1/10W	R2305	1-216-809-11	RES-CHIP	100	5%	1/10W
R2226	1-216-817-11	RES-CHIP	470	5%	1/10W	R2306	1-216-809-11	RES-CHIP	100	5%	1/10W
R2227	1-216-816-11	RES-CHIP	390	5%	1/10W	R2307	1-216-809-11	RES-CHIP	100	5%	1/10W
R2228	1-216-825-11	RES-CHIP	2.2K	5%	1/10W	R2308	1-216-809-11	RES-CHIP	100	5%	1/10W
R2229	1-216-849-11	RES-CHIP	220K	5%	1/10W	R2309	1-216-809-11	RES-CHIP	100	5%	1/10W
R2230	1-216-841-11	RES-CHIP	47K	5%	1/10W	R2310	1-216-833-11	RES-CHIP	10K	5%	1/10W
R2231	1-216-819-11	RES-CHIP	680	5%	1/10W	R2311	1-216-809-11	RES-CHIP	100	5%	1/10W
R2232	1-216-821-11	RES-CHIP	1K	5%	1/10W	R2312	1-216-809-11	RES-CHIP	100	5%	1/10W
R2233	1-216-821-11	RES-CHIP	1K	5%	1/10W	R2313	1-216-809-11	RES-CHIP	100	5%	1/10W
R2234	1-216-820-11	RES-CHIP	820	5%	1/10W	R2314	1-216-809-11	RES-CHIP	100	5%	1/10W
R2235	1-216-822-11	RES-CHIP	1.2K	5%	1/10W	R2315	1-216-809-11	RES-CHIP	100	5%	1/10W
R2236	1-216-813-11	RES-CHIP	220	5%	1/10W	R2316	1-216-809-11	RES-CHIP	100	5%	1/10W
R2237	1-216-820-11	RES-CHIP	820	5%	1/10W	R2317	1-216-809-11	RES-CHIP	100	5%	1/10W
R2238	1-216-819-11	RES-CHIP	680	5%	1/10W	R2318	1-216-821-11	RES-CHIP	1K	5%	1/10W



REF. NO.	PART NO.	DESCRIPTION	VALUES			REF. NO.	PART NO.	DESCRIPTION	VALUES		
R2319	1-216-809-11	RES-CHIP	100	5%	1/10W	R2366	1-216-864-11	SHORT CHIP			
R2320	1-216-809-11	RES-CHIP	100	5%	1/10W	R2367	1-216-829-11	RES-CHIP	4.7K	5%	1/10W
R2321	1-216-809-11	RES-CHIP	100	5%	1/10W	R2368	1-216-809-11	RES-CHIP	100	5%	1/10W
R2322	1-216-809-11	RES-CHIP	100	5%	1/10W	R2369	1-216-805-11	RES-CHIP	47	5%	1/10W
R2323	1-216-833-11	RES-CHIP	10K	5%	1/10W	R2370	1-216-833-11	RES-CHIP	10K	5%	1/10W
R2324	1-216-809-11	RES-CHIP	100	5%	1/10W	R2371	1-216-809-11	RES-CHIP	100	5%	1/10W
R2325	1-216-864-11	SHORT CHIP				R2372	1-216-809-11	RES-CHIP	100	5%	1/10W
R2326	1-216-809-11	RES-CHIP	100	5%	1/10W	R2373	1-216-864-11	SHORT CHIP			
R2327	1-216-809-11	RES-CHIP	100	5%	1/10W	R2374	1-216-864-11	SHORT CHIP			
R2328	1-216-809-11	RES-CHIP	100	5%	1/10W	R2375	1-216-837-11	RES-CHIP	22K	5%	1/10W
R2329	1-216-815-11	RES-CHIP	330	5%	1/10W	R2376	1-216-805-11	RES-CHIP	47	5%	1/10W
R2330	1-216-817-11	RES-CHIP	470	5%	1/10W	R2377	1-216-833-11	RES-CHIP	10K	5%	1/10W
R2333	1-216-809-11	RES-CHIP	100	5%	1/10W	R2378	1-216-829-11	RES-CHIP	4.7K	5%	1/10W
R2335	1-216-820-11	RES-CHIP	820	5%	1/10W	R2379	1-216-821-11	RES-CHIP	1K	5%	1/10W
R2336	1-216-809-11	RES-CHIP	100	5%	1/10W	R2380	1-216-809-11	RES-CHIP	100	5%	1/10W
R2337	1-216-809-11	RES-CHIP	100	5%	1/10W	R2381	1-216-833-11	RES-CHIP	10K	5%	1/10W
R2338	1-216-864-11	SHORT CHIP				R2382	1-216-833-11	RES-CHIP	10K	5%	1/10W
R2339	1-216-809-11	RES-CHIP	100	5%	1/10W	R2383	1-216-833-11	RES-CHIP	10K	5%	1/10W
R2340	1-216-809-11	RES-CHIP	100	5%	1/10W	R2384	1-216-833-11	RES-CHIP	10K	5%	1/10W
R2341	1-216-809-11	RES-CHIP	100	5%	1/10W	R2385	1-216-833-11	RES-CHIP	10K	5%	1/10W
R2342	1-216-829-11	RES-CHIP	4.7K	5%	1/10W	R2386	1-216-833-11	RES-CHIP	10K	5%	1/10W
R2343	1-216-833-11	RES-CHIP	10K	5%	1/10W	R2387	1-216-833-11	RES-CHIP	10K	5%	1/10W
R2344	1-216-833-11	RES-CHIP	10K	5%	1/10W	R2388	1-216-815-11	RES-CHIP	330	5%	1/10W
R2345	1-216-809-11	RES-CHIP	100	5%	1/10W	R2389	1-216-815-11	RES-CHIP	330	5%	1/10W
R2346	1-218-734-11	METAL CHIP	56K	0.50%	1/16W	R2390	1-216-809-11	RES-CHIP	100	5%	1/10W
R2347	1-216-833-11	RES-CHIP	10K	5%	1/10W	R2391	1-216-809-11	RES-CHIP	100	5%	1/10W
R2348	1-216-829-11	RES-CHIP	4.7K	5%	1/10W	R2392	1-216-809-11	RES-CHIP	100	5%	1/10W
R2349	1-216-833-11	RES-CHIP	10K	5%	1/10W	R2393	1-216-809-11	RES-CHIP	100	5%	1/10W
R2350	1-216-809-11	RES-CHIP	100	5%	1/10W	R2394	1-216-864-11	SHORT CHIP			
R2351	1-216-833-11	RES-CHIP	10K	5%	1/10W	R2395	1-216-864-11	SHORT CHIP			
R2352	1-216-833-11	RES-CHIP	10K	5%	1/10W	R2396	1-216-833-11	RES-CHIP	10K	5%	1/10W
R2353	1-216-809-11	RES-CHIP	100	5%	1/10W	R2397	1-216-833-11	RES-CHIP	10K	5%	1/10W
R2354	1-216-829-11	RES-CHIP	4.7K	5%	1/10W	R2398	1-216-857-11	RES-CHIP	1M	5%	1/10W
R2355	1-216-809-11	RES-CHIP	100	5%	1/10W	R2399	1-218-706-11	METAL CHIP	3.9K	0.50%	1/16W
R2356	1-216-805-11	RES-CHIP	47	5%	1/10W	R2400	1-216-811-11	RES-CHIP	150	5%	1/10W
R2357	1-216-833-11	RES-CHIP	10K	5%	1/10W	R2401	1-216-811-11	RES-CHIP	150	5%	1/10W
R2358	1-216-821-11	RES-CHIP	1K	5%	1/10W	R2402	1-216-811-11	RES-CHIP	150	5%	1/10W
R2359	1-216-805-11	RES-CHIP	47	5%	1/10W	R2403	1-216-857-11	RES-CHIP	1M	5%	1/10W
R2360	1-216-864-11	SHORT CHIP				R2404	1-218-706-11	METAL CHIP	3.9K	0.50%	1/16W
R2361	1-216-864-11	SHORT CHIP				R2405	1-216-811-11	RES-CHIP	150	5%	1/10W
R2362	1-216-805-11	RES-CHIP	47	5%	1/10W	R2406	1-216-811-11	RES-CHIP	150	5%	1/10W
R2363	1-216-841-11	RES-CHIP	47K	5%	1/10W	R2407	1-216-811-11	RES-CHIP	150	5%	1/10W
R2364	1-216-809-11	RES-CHIP	100	5%	1/10W	R2408	1-216-829-11	RES-CHIP	4.7K	5%	1/10W
R2365	1-216-864-11	SHORT CHIP				R2409	1-216-833-11	RES-CHIP	10K	5%	1/10W



REF. NO.	PART NO.	DESCRIPTION	VALUES			REF. NO.	PART NO.	DESCRIPTION	VALUES		
R2410	1-216-833-11	RES-CHIP	10K	5%	1/10W	R2472	1-216-833-11	RES-CHIP	10K	5%	1/10W
R2411	1-216-825-11	RES-CHIP	2.2K	5%	1/10W	R2473	1-216-839-11	RES-CHIP	33K	5%	1/10W
R2412	1-216-825-11	RES-CHIP	2.2K	5%	1/10W	R2474	1-216-837-11	RES-CHIP	22K	5%	1/10W
R2413	1-216-829-11	RES-CHIP	4.7K	5%	1/10W	R2480	1-216-845-11	RES-CHIP	100K	5%	1/10W
R2414	1-216-827-11	RES-CHIP	3.3K	5%	1/10W	R2481	1-216-833-11	RES-CHIP	10K	5%	1/10W
R2415	1-218-692-11	METAL CHIP	1K	0.50%	1/16W	R2483	1-216-829-11	RES-CHIP	4.7K	5%	1/10W
R2416	1-216-833-11	RES-CHIP	10K	5%	1/10W	R2484	1-216-841-11	RES-CHIP	47K	5%	1/10W
R2417	1-216-827-11	RES-CHIP	3.3K	5%	1/10W	R2500	1-216-809-11	RES-CHIP	100	5%	1/10W
R2418	1-218-692-11	METAL CHIP	1K	0.50%	1/16W	R2501	1-216-839-11	RES-CHIP	33K	5%	1/10W
R2419	1-216-825-11	RES-CHIP	2.2K	5%	1/10W	R2502	1-216-864-11	SHORT CHIP			
R2420	1-216-825-11	RES-CHIP	2.2K	5%	1/10W	R2503	1-216-829-11	RES-CHIP	4.7K	5%	1/10W
R2421	1-216-841-11	RES-CHIP	47K	5%	1/10W	R2506	1-216-841-11	RES-CHIP	47K	5%	1/10W
R2422	1-216-833-11	RES-CHIP	10K	5%	1/10W	R2508	1-216-825-11	RES-CHIP	2.2K	5%	1/10W
R2423	1-216-833-11	RES-CHIP	10K	5%	1/10W	R2509	1-216-829-11	RES-CHIP	4.7K	5%	1/10W
R2424	1-216-833-11	RES-CHIP	10K	5%	1/10W	R2510	1-216-839-11	RES-CHIP	33K	5%	1/10W
R2425	1-216-825-11	RES-CHIP	2.2K	5%	1/10W	R2511	1-216-839-11	RES-CHIP	33K	5%	1/10W
R2426	1-216-841-11	RES-CHIP	47K	5%	1/10W	R2512	1-216-829-11	RES-CHIP	4.7K	5%	1/10W
R2427	1-216-833-11	RES-CHIP	10K	5%	1/10W	R2513	1-216-825-11	RES-CHIP	2.2K	5%	1/10W
R2428	1-216-824-11	RES-CHIP	1.8K	5%	1/10W	R2514	1-216-841-11	RES-CHIP	47K	5%	1/10W
R2429	1-216-824-11	RES-CHIP	1.8K	5%	1/10W	R2515	1-216-841-11	RES-CHIP	47K	5%	1/10W
R2430	1-216-825-11	RES-CHIP	2.2K	5%	1/10W	R2516	1-216-839-11	RES-CHIP	33K	5%	1/10W
R2431	1-216-841-11	RES-CHIP	47K	5%	1/10W	R2517	1-216-841-11	RES-CHIP	47K	5%	1/10W
R2432	1-216-841-11	RES-CHIP	47K	5%	1/10W	R2518	1-216-825-11	RES-CHIP	2.2K	5%	1/10W
R2433	1-216-833-11	RES-CHIP	10K	5%	1/10W	R2519	1-216-857-11	RES-CHIP	1M	5%	1/10W
R2434	1-216-821-11	RES-CHIP	1K	5%	1/10W	R2520	1-216-864-11	SHORT CHIP			
R2435	1-216-820-11	RES-CHIP	820	5%	1/10W	R2521	1-216-864-11	SHORT CHIP			
R2436	1-216-820-11	RES-CHIP	820	5%	1/10W	R2522	1-216-829-11	RES-CHIP	4.7K	5%	1/10W
R2437	1-216-809-11	RES-CHIP	100	5%	1/10W	R2523	1-216-813-11	RES-CHIP	220	5%	1/10W
R2438	1-216-820-11	RES-CHIP	820	5%	1/10W	R2524	1-216-809-11	RES-CHIP	100	5%	1/10W
R2450	1-216-864-11	SHORT CHIP				R2525	1-216-813-11	RES-CHIP	220	5%	1/10W
R2452	1-216-839-11	RES-CHIP	33K	5%	1/10W	R2526	1-216-864-11	SHORT CHIP			
R2453	1-216-833-11	RES-CHIP	10K	5%	1/10W	R2528	1-216-809-11	RES-CHIP	100	5%	1/10W
R2454	1-216-809-11	RES-CHIP	100	5%	1/10W	R2529	1-216-809-11	RES-CHIP	100	5%	1/10W
R2455	1-216-833-11	RES-CHIP	10K	5%	1/10W	R2530	1-216-809-11	RES-CHIP	100	5%	1/10W
R2459	1-216-821-11	RES-CHIP	1K	5%	1/10W	R2531	1-216-821-11	RES-CHIP	1K	5%	1/10W
R2460	1-216-809-11	RES-CHIP	100	5%	1/10W	R2532	1-216-837-11	RES-CHIP	22K	5%	1/10W
R2461	1-216-833-11	RES-CHIP	10K	5%	1/10W	R2533	1-216-864-11	SHORT CHIP			
R2463	1-216-833-11	RES-CHIP	10K	5%	1/10W	R2534	1-216-837-11	RES-CHIP	22K	5%	1/10W
R2464	1-216-833-11	RES-CHIP	10K	5%	1/10W	R2535	1-216-821-11	RES-CHIP	1K	5%	1/10W
R2466	1-216-833-11	RES-CHIP	10K	5%	1/10W	R2536	1-216-829-11	RES-CHIP	4.7K	5%	1/10W
R2467	1-216-833-11	RES-CHIP	10K	5%	1/10W	R2538	1-216-841-11	RES-CHIP	47K	5%	1/10W
R2469	1-216-809-11	RES-CHIP	100	5%	1/10W	R2539	1-216-841-11	RES-CHIP	47K	5%	1/10W
R2470	1-216-833-11	RES-CHIP	10K	5%	1/10W	R2540	1-216-864-11	SHORT CHIP			
R2471	1-216-833-11	RES-CHIP	10K	5%	1/10W	R2541	1-216-864-11	SHORT CHIP			



REF. NO.	PART NO.	DESCRIPTION	VALUES			REF. NO.	PART NO.	DESCRIPTION	VALUES		
R2542	1-216-829-11	RES-CHIP	4.7K	5%	1/10W	R2605	1-216-864-11	SHORT CHIP			
R2543	1-216-864-11	SHORT CHIP				R2607	1-216-821-11	RES-CHIP	1K	5%	1/10W
R2546	1-216-813-11	RES-CHIP	220	5%	1/10W	R2608	1-216-833-11	RES-CHIP	10K	5%	1/10W
R2547	1-216-813-91	RES-CHIP	220	5%	1/10W						
								CRYSTAL			
R2548	1-216-841-11	RES-CHIP	47K	5%	1/10W	X2001	1-567-505-11	OSCILLATOR, CRYSTAL			
R2549	1-216-813-11	RES-CHIP	220	5%	1/10W	X2002	1-567-505-11	OSCILLATOR, CRYSTAL			
R2550	1-216-821-11	RES-CHIP	1K	5%	1/10W	X2003	1-781-282-11	VIBRATOR, CERAMIC			
R2551	1-216-821-11	RES-CHIP	1K	5%	1/10W	X2200	1-767-606-11	VIBRATOR, CRYSTAL			
R2552	1-216-809-11	RES-CHIP	100	5%	1/10W	X2300	1-795-572-11	VIBRATOR, CRYSTAL			
R2553	1-216-853-11	RES-CHIP	470K	5%	1/10W	X2302	1-795-565-21	VIBRATOR, CERAMIC			
R2554	1-216-809-11	RES-CHIP	100	5%	1/10W	X2303	1-795-565-21	VIBRATOR, CERAMIC			
R2555	1-216-853-11	RES-CHIP	470K	5%	1/10W	X2500	1-767-639-21	VIBRATOR, CRYSTAL			
R2556	1-216-821-11	RES-CHIP	1K	5%	1/10W						
R2557	1-216-821-11	RES-CHIP	1K	5%	1/10W						
R2558	1-216-833-11	RES-CHIP	10K	5%	1/10W						
R2559	1-216-833-11	RES-CHIP	10K	5%	1/10W						
R2560	1-216-833-11	RES-CHIP	10K	5%	1/10W						
R2561	1-216-833-11	RES-CHIP	10K	5%	1/10W						
R2562	1-216-833-11	RES-CHIP	10K	5%	1/10W						
R2563	1-216-833-11	RES-CHIP	10K	5%	1/10W						
R2564	1-216-817-11	RES-CHIP	470	5%	1/10W						
R2565	1-216-837-11	RES-CHIP	22K	5%	1/10W						
R2566	1-216-837-11	RES-CHIP	22K	5%	1/10W						
R2567	1-216-821-11	RES-CHIP	1K	5%	1/10W						
R2568	1-216-837-11	RES-CHIP	22K	5%	1/10W						
R2569	1-216-821-11	RES-CHIP	1K	5%	1/10W						
R2570	1-216-837-11	RES-CHIP	22K	5%	1/10W						
R2571	1-216-821-11	RES-CHIP	1K	5%	1/10W						
R2572	1-216-837-11	RES-CHIP	22K	5%	1/10W						
R2573	1-216-837-11	RES-CHIP	22K	5%	1/10W						
R2574	1-216-837-11	RES-CHIP	22K	5%	1/10W						
R2575	1-216-837-11	RES-CHIP	22K	5%	1/10W						
R2576	1-216-821-11	RES-CHIP	1K	5%	1/10W						
R2577	1-216-837-11	RES-CHIP	22K	5%	1/10W						
R2578	1-216-821-11	RES-CHIP	1K	5%	1/10W						
R2579	1-216-837-11	RES-CHIP	22K	5%	1/10W						
R2580	1-216-821-11	RES-CHIP	1K	5%	1/10W						
R2581	1-216-825-11	RES-CHIP	2.2K	5%	1/10W						
R2582	1-216-809-11	RES-CHIP	100	5%	1/10W						
R2584	1-216-813-91	RES-CHIP	220	5%	1/10W						
R2585	1-216-864-11	SHORT CHIP									
R2593	1-216-864-11	SHORT CHIP									
R2603	1-216-845-11	RES-CHIP	100K	5%	1/10W						
R2604	1-216-845-11	RES-CHIP	100K	5%	1/10W						



*

A-1300-321-A U BOARD, COMPLETE**CAPACITOR**

C1501	1-109-982-11	CERAMIC CHIP	1μF	10%	10V
C1502	1-107-826-11	CERAMIC CHIP	0.1μF	10%	16V
C1503	1-109-982-11	CERAMIC CHIP	1μF	10%	10V
C1504	1-109-982-11	CERAMIC CHIP	1μF	10%	10V
C1505	1-107-826-11	CERAMIC CHIP	0.1μF	10%	16V
C1506	1-109-982-11	CERAMIC CHIP	1μF	10%	10V
C1507	1-109-982-11	CERAMIC CHIP	1μF	10%	10V
C1508	1-126-960-11	ELECT	1μF	20%	50V
C1509	1-126-960-11	ELECT	1μF	20%	50V
C1510	1-126-960-11	ELECT	1μF	20%	50V
C1511	1-126-960-11	ELECT	1μF	20%	50V
C1512	1-126-960-11	ELECT	1μF	20%	50V
C1513	1-126-960-11	ELECT	1μF	20%	50V
C1519	1-162-913-11	CERAMIC CHIP	8pF	0.50pF	50V
C1520	1-162-913-11	CERAMIC CHIP	8pF	0.50pF	50V
C1521	1-125-837-91	CERAMIC CHIP	1μF	10%	6.3V
C1522	1-125-837-91	CERAMIC CHIP	1μF	10%	6.3V
C1523	1-107-826-11	CERAMIC CHIP	0.1μF	10%	16V
C1524	1-109-982-11	CERAMIC CHIP	1μF	10%	10V
C1525	1-164-156-11	CERAMIC CHIP	0.1μF		25V
C1526	1-126-964-11	ELECT	10μF	20%	50V
C1527	1-107-826-11	CERAMIC CHIP	0.1μF	10%	16V
C1528	1-126-933-11	ELECT	100μF	20%	16V
C1529	1-109-982-11	CERAMIC CHIP	1μF	10%	10V
C1530	1-126-964-11	ELECT	10μF	20%	50V
C1531	1-126-941-11	ELECT	470μF	20%	25V



REF. NO.	PART NO.	DESCRIPTION	VALUES			REF. NO.	PART NO.	DESCRIPTION	VALUES		
C1532	1-107-826-11	CERAMIC CHIP	0.1μF	10%	16V	D1509	8-719-977-28	DIODE UDZSTE-1710B			
C1533	1-125-837-91	CERAMIC CHIP	1μF	10%	6.3V	D1510	8-719-977-28	DIODE UDZSTE-1710B			
C1534	1-126-933-11	ELECT	100μF	20%	16V	D1511	8-719-977-28	DIODE UDZSTE-1710B			
C1535	1-126-933-11	ELECT	100μF	20%	16V	D1512	8-719-977-28	DIODE UDZSTE-1710B			
C1536	1-107-826-11	CERAMIC CHIP	0.1μF	10%	16V	D1513	8-719-977-28	DIODE UDZSTE-1710B			
C1537	1-107-826-11	CERAMIC CHIP	0.1μF	10%	16V	D1514	8-719-977-28	DIODE UDZSTE-1710B			
C1538	1-107-826-11	CERAMIC CHIP	0.1μF	10%	16V	D1515	8-719-977-28	DIODE UDZSTE-1710B			
C1539	1-164-156-11	CERAMIC CHIP	0.1μF		25V	D1516	8-719-977-28	DIODE UDZSTE-1710B			
C1540	1-126-933-11	ELECT	100μF	20%	16V	D1517	8-719-977-28	DIODE UDZSTE-1710B			
C1541	1-125-837-91	CERAMIC CHIP	1μF	10%	6.3V	D1518	8-719-914-43	DIODE DAN202K-T-146			
C1542	1-126-960-11	ELECT	1μF	20%	50V	D1519	8-719-977-28	DIODE UDZSTE-1710B			
C1544	1-126-960-11	ELECT	1μF	20%	50V	D1520	8-719-977-28	DIODE UDZSTE-1710B			
C1545	1-126-933-11	ELECT	100μF	20%	16V	D1521	8-719-977-28	DIODE UDZSTE-1710B			
C1546	1-164-156-11	CERAMIC CHIP	0.1μF		25V	D1522	8-719-977-28	DIODE UDZSTE-1710B			
C1548	1-107-826-11	CERAMIC CHIP	0.1μF	10%	16V	D1523	8-719-977-28	DIODE UDZSTE-1710B			
C1550	1-126-960-11	ELECT	1μF	20%	50V	D1524	8-719-977-28	DIODE UDZSTE-1710B			
C1551	1-126-960-11	ELECT	1μF	20%	50V	D1525	8-719-977-28	DIODE UDZSTE-1710B			
C1552	1-126-960-11	ELECT	1μF	20%	50V	D1526	8-719-977-28	DIODE UDZSTE-1710B			
C1553	1-126-960-11	ELECT	1μF	20%	50V	D1527	8-719-069-61	DIODE UDZSTE-1710B			
C1554	1-126-960-11	ELECT	1μF	20%	50V	D1528	8-719-069-61	DIODE UDZSTE-1710B			
C1555	1-126-960-11	ELECT	1μF	20%	50V	D1529	8-719-069-61	DIODE UDZSTE-1710B			
C1556	1-126-933-11	ELECT	100μF	20%	16V	D1530	8-719-069-61	DIODE UDZSTE-1710B			
C1557	1-164-156-11	CERAMIC CHIP	0.1μF		25V	D1531	8-719-069-61	DIODE UDZSTE-1710B			
C1558	1-126-933-11	ELECT	100μF	20%	16V	D1532	8-719-069-61	DIODE UDZSTE-1710B			
C1559	1-126-933-11	ELECT	100μF	20%	16V	D1533	8-719-977-28	DIODE UDZSTE-1710B			
C1560	1-126-933-11	ELECT	100μF	20%	16V	D1534	8-719-977-28	DIODE UDZSTE-1710B			
C1561	1-126-933-11	ELECT	100μF	20%	16V	D1535	8-719-977-28	DIODE UDZSTE-1710B			
C1562	1-126-933-11	ELECT	100μF	20%	16V						
C1563	1-126-933-11	ELECT	100μF	20%	16V						
CONNECTOR						IC					
CN1501	1-764-334-11	PLUG,CONNECTOR		11P		IC1502	8-752-080-04	IC CXA2069Q			
CN1502	1-793-173-11	PIN, PCCONNECTOR (PC BOARD)		50P		IC1505	8-759-548-56	IC M52055FP			
CN1503	1-793-419-11	CONNECTOR, BOARD TO BOARD		4P		JACK					
DIODE						J1501	1-573-967-12	BLOCK, (S) TERMINAL			
D1501	8-719-977-28	DIODE UDZSTE-1710B				J1502	1-750-516-21	JACK BLOCK, PIN		2P	
D1502	8-719-977-28	DIODE UDZSTE-1710B				J1503	1-750-517-21	JACK BLOCK, PIN		3P	
D1503	8-719-977-28	DIODE UDZSTE-1710B				J1504	1-750-517-21	JACK BLOCK, PIN		3P	
D1504	8-719-977-28	DIODE UDZSTE-1710B				J1505	1-764-143-11	JACK			
D1505	8-719-977-28	DIODE UDZSTE-1710B				J1506	1-764-143-11	JACK			
D1506	8-719-977-28	DIODE UDZSTE-1710B				J1507	1-750-516-21	JACK BLOCK, PIN		2P	
D1507	8-719-977-28	DIODE UDZSTE-1710B				J1508	1-774-358-11	JACK BLOCK, PIN			
D1508	8-719-977-28	DIODE UDZSTE-1710B				J1509	1-774-358-11	JACK BLOCK, PIN			



REF. NO.	PART NO.	DESCRIPTION	VALUES				REF. NO.	PART NO.	DESCRIPTION	VALUES			
<u>COIL</u>							R1514	1-216-821-11	RES-CHIP	1K	5%	1/10W	
L1502	1-469-555-21	INDUCTOR	10μH				R1520	1-216-825-11	RES-CHIP	2.2K	5%	1/10W	
L1503	1-469-555-21	INDUCTOR	10μH				R1521	1-216-825-11	RES-CHIP	2.2K	5%	1/10W	
L1504	1-469-555-21	INDUCTOR	10μH				R1522	1-216-824-11	RES-CHIP	1.8K	5%	1/10W	
L1505	1-469-555-21	INDUCTOR	10μH				R1523	1-216-824-11	RES-CHIP	1.8K	5%	1/10W	
L1506	1-469-555-21	INDUCTOR	10μH				R1524	1-216-809-11	RES-CHIP	100	5%	1/10W	
<u>TRANSISTOR</u>							R1525	1-216-809-11	RES-CHIP	100	5%	1/10W	
Q1501	8-729-424-02	TRANSISTOR 2SB709A-QRS-TX					R1526	1-216-821-11	RES-CHIP	1K	5%	1/10W	
Q1502	8-729-424-02	TRANSISTOR 2SB709A-QRS-TX					R1527	1-216-821-11	RES-CHIP	1K	5%	1/10W	
Q1503	8-729-424-02	TRANSISTOR 2SB709A-QRS-TX					R1530	1-216-809-11	RES-CHIP	100	5%	1/10W	
Q1504	8-729-424-02	TRANSISTOR 2SB709A-QRS-TX					R1531	1-216-809-11	RES-CHIP	100	5%	1/10W	
Q1505	8-729-422-27	TRANSISTOR 2SD601A-QRS-TX					R1532	1-216-809-11	RES-CHIP	100	5%	1/10W	
Q1506	8-729-422-27	TRANSISTOR 2SD601A-QRS-TX					R1533	1-216-825-11	RES-CHIP	2.2K	5%	1/10W	
Q1507	8-729-424-02	TRANSISTOR 2SB709A-QRS-TX					R1534	1-216-833-11	RES-CHIP	10K	5%	1/10W	
Q1508	8-729-422-27	TRANSISTOR 2SD601A-QRS-TX					R1535	1-216-821-11	RES-CHIP	1K	5%	1/10W	
Q1509	8-729-422-27	TRANSISTOR 2SD601A-QRS-TX					R1536	1-216-821-11	RES-CHIP	1K	5%	1/10W	
Q1510	8-729-422-27	TRANSISTOR 2SD601A-QRS-TX					R1537	1-216-821-11	RES-CHIP	1K	5%	1/10W	
Q1511	8-729-424-02	TRANSISTOR 2SB709A-QRS-TX					R1538	1-216-806-11	RES-CHIP	56	5%	1/10W	
Q1512	8-729-424-02	TRANSISTOR 2SB709A-QRS-TX					R1539	1-216-805-11	RES-CHIP	47	5%	1/10W	
Q1513	8-729-422-27	TRANSISTOR 2SD601A-QRS-TX					R1540	1-216-809-11	RES-CHIP	100	5%	1/10W	
Q1515	8-729-424-02	TRANSISTOR 2SB709A-QRS-TX					R1541	1-216-809-11	RES-CHIP	100	5%	1/10W	
Q1516	8-729-422-27	TRANSISTOR 2SD601A-QRS-TX					R1542	1-216-830-11	RES-CHIP	5.6K	5%	1/10W	
Q1518	8-729-422-27	TRANSISTOR 2SD601A-QRS-TX					R1543	1-216-809-11	RES-CHIP	100	5%	1/10W	
Q1519	8-729-424-02	TRANSISTOR 2SB709A-QRS-TX					R1544	1-216-830-11	RES-CHIP	5.6K	5%	1/10W	
Q1520	8-729-422-27	TRANSISTOR 2SD601A-QRS-TX					R1545	1-216-830-11	RES-CHIP	5.6K	5%	1/10W	
Q1521	8-729-422-27	TRANSISTOR 2SD601A-QRS-TX					R1546	1-216-809-11	RES-CHIP	100	5%	1/10W	
Q1522	8-729-424-02	TRANSISTOR 2SB709A-QRS-TX					R1547	1-216-830-11	RES-CHIP	5.6K	5%	1/10W	
Q1523	8-729-422-27	TRANSISTOR 2SD601A-QRS-TX					R1548	1-216-841-11	RES-CHIP	47K	5%	1/10W	
Q1524	8-729-422-27	TRANSISTOR 2SD601A-QRS-TX					R1549	1-216-809-11	RES-CHIP	100	5%	1/10W	
<u>RESISTOR</u>							R1550	1-216-809-11	RES-CHIP	100	5%	1/10W	
R1501	1-216-853-11	RES-CHIP	470K	5%	1/10W		R1551	1-216-853-11	RES-CHIP	470K	5%	1/10W	
R1502	1-216-853-11	RES-CHIP	470K	5%	1/10W		R1552	1-216-821-11	RES-CHIP	1K	5%	1/10W	
R1503	1-218-665-11	METAL CHIP	75	0.50%	1/16W		R1554	1-216-809-11	RES-CHIP	100	5%	1/10W	
R1504	1-218-665-11	METAL CHIP	75	0.50%	1/16W		R1555	1-216-853-11	RES-CHIP	470K	5%	1/10W	
R1505	1-218-665-11	METAL CHIP	75	0.50%	1/16W		R1556	1-216-853-11	RES-CHIP	470K	5%	1/10W	
R1506	1-216-853-11	RES-CHIP	470K	5%	1/10W		R1557	1-216-830-11	RES-CHIP	5.6K	5%	1/10W	
R1507	1-216-853-11	RES-CHIP	470K	5%	1/10W		R1558	1-216-821-11	RES-CHIP	1K	5%	1/10W	
R1508	1-218-665-11	METAL CHIP	75	0.50%	1/16W		R1559	1-218-665-11	METAL CHIP	75	0.50%	1/16W	
R1509	1-218-665-11	METAL CHIP	75	0.50%	1/16W		R1560	1-216-845-11	RES-CHIP	100K	5%	1/10W	
R1510	1-218-665-11	METAL CHIP	75	0.50%	1/16W		R1562	1-216-809-11	RES-CHIP	100	5%	1/10W	
R1511	1-216-853-11	RES-CHIP	470K	5%	1/10W		R1563	1-216-830-11	RES-CHIP	5.6K	5%	1/10W	
R1512	1-216-853-11	RES-CHIP	470K	5%	1/10W		R1565	1-216-809-11	RES-CHIP	100	5%	1/10W	
R1513	1-218-665-11	METAL CHIP	75	0.50%	1/16W		R1566	1-216-809-11	RES-CHIP	100	5%	1/10W	
							R1567	1-216-833-11	RES-CHIP	10K	5%	1/10W	



REF. NO.	PART NO.	DESCRIPTION	VALUES			REF. NO.	PART NO.	DESCRIPTION	VALUES		
R1568	1-216-821-11	RES-CHIP	1K	5%	1/10W	R1620	1-216-809-11	RES-CHIP	100	5%	1/10W
R1569	1-216-809-11	RES-CHIP	100	5%	1/10W	R1621	1-216-853-11	RES-CHIP	470K	5%	1/10W
R1570	1-216-809-11	RES-CHIP	100	5%	1/10W	R1622	1-216-853-11	RES-CHIP	470K	5%	1/10W
R1571	1-216-809-11	RES-CHIP	100	5%	1/10W	R1623	1-216-853-11	RES-CHIP	470K	5%	1/10W
R1572	1-216-809-11	RES-CHIP	100	5%	1/10W	R1624	1-216-853-11	RES-CHIP	470K	5%	1/10W
R1573	1-216-830-11	RES-CHIP	5.6K	5%	1/10W	R1625	1-218-676-11	METAL CHIP	220	0.50%	1/16W
R1574	1-216-809-11	RES-CHIP	100	5%	1/10W	R1626	1-218-676-11	METAL CHIP	220	0.50%	1/16W
R1575	1-216-809-11	RES-CHIP	100	5%	1/10W	R1627	1-218-676-11	METAL CHIP	220	0.50%	1/16W
R1576	1-216-833-11	RES-CHIP	10K	5%	1/10W	R1628	1-216-853-11	RES-CHIP	470K	5%	1/10W
R1577	1-216-830-11	RES-CHIP	5.6K	5%	1/10W	R1629	1-216-853-11	RES-CHIP	470K	5%	1/10W
R1578	1-216-857-11	RES-CHIP	1M	5%	1/10W	R1630	1-218-676-11	METAL CHIP	220	0.50%	1/16W
R1579	1-216-842-11	RES-CHIP	56K	5%	1/10W	R1631	1-218-676-11	METAL CHIP	220	0.50%	1/16W
R1580	1-216-809-11	RES-CHIP	100	5%	1/10W	R1632	1-218-676-11	METAL CHIP	220	0.50%	1/16W
R1581	1-216-821-11	RES-CHIP	1K	5%	1/10W	R1635	1-216-821-11	RES-CHIP	1K	5%	1/10W
R1582	1-216-829-11	RES-CHIP	4.7K	5%	1/10W	R1636	1-216-821-11	RES-CHIP	1K	5%	1/10W
R1583	1-216-809-11	RES-CHIP	100	5%	1/10W	R1637	1-216-821-11	RES-CHIP	1K	5%	1/10W
R1584	1-216-830-11	RES-CHIP	5.6K	5%	1/10W	R1645	1-216-809-11	RES-CHIP	100	5%	1/10W
R1585	1-216-821-11	RES-CHIP	1K	5%	1/10W	R1646	1-216-864-11	SHORT CHIP			
R1586	1-216-813-11	RES-CHIP	220	5%	1/10W	R1647	1-216-864-11	SHORT CHIP			
R1587	1-216-809-11	RES-CHIP	100	5%	1/10W	R1648	1-216-864-11	SHORT CHIP			
R1588	1-216-830-11	RES-CHIP	5.6K	5%	1/10W	R1649	1-218-676-11	METAL CHIP	220	0.50%	1/16W
R1589	1-216-813-11	RES-CHIP	220	5%	1/10W	R1650	1-218-676-11	METAL CHIP	220	0.50%	1/16W
R1590	1-216-809-11	RES-CHIP	100	5%	1/10W	R1651	1-218-676-11	METAL CHIP	220	0.50%	1/16W
R1591	1-216-813-11	RES-CHIP	220	5%	1/10W	R1652	1-218-676-11	METAL CHIP	220	0.50%	1/16W
R1592	1-216-833-11	RES-CHIP	10K	5%	1/10W	R1653	1-218-676-11	METAL CHIP	220	0.50%	1/16W
R1593	1-216-809-11	RES-CHIP	100	5%	1/10W	R1654	1-218-676-11	METAL CHIP	220	0.50%	1/16W
R1594	1-216-830-11	RES-CHIP	5.6K	5%	1/10W	R1655	1-218-676-11	METAL CHIP	220	0.50%	1/16W
R1595	1-216-830-11	RES-CHIP	5.6K	5%	1/10W	R1656	1-218-676-11	METAL CHIP	220	0.50%	1/16W
R1596	1-216-830-11	RES-CHIP	5.6K	5%	1/10W	R1657	1-218-676-11	METAL CHIP	220	0.50%	1/16W
R1597	1-216-809-11	RES-CHIP	100	5%	1/10W	R1658	1-218-676-11	METAL CHIP	220	0.50%	1/16W
R1598	1-216-830-11	RES-CHIP	5.6K	5%	1/10W	R1659	1-218-676-11	METAL CHIP	220	0.50%	1/16W
R1600	1-216-809-11	RES-CHIP	100	5%	1/10W	R1660	1-218-676-11	METAL CHIP	220	0.50%	1/16W
R1604	1-216-825-11	RES-CHIP	2.2K	5%	1/10W						
R1607	1-216-845-11	RES-CHIP	100K	5%	1/10W						
R1608	1-216-849-11	RES-CHIP	220K	5%	1/10W						
R1609	1-216-833-11	RES-CHIP	10K	5%	1/10W						
R1610	1-216-849-11	RES-CHIP	220K	5%	1/10W						
R1612	1-216-849-11	RES-CHIP	220K	5%	1/10W						
R1613	1-216-845-11	RES-CHIP	100K	5%	1/10W						
R1615	1-216-841-11	RES-CHIP	47K	5%	1/10W						
R1616	1-216-833-11	RES-CHIP	10K	5%	1/10W						
R1617	1-216-845-11	RES-CHIP	100K	5%	1/10W						
R1618	1-216-864-11	SHORT CHIP									
R1619	1-216-809-11	RES-CHIP	100	5%	1/10W						

VARISTOR

VD1516 1-803-974-21 VARISTOR, CHIP

MS1**MS1**

The MS1 board is not field repairable. If service is required, use the following part number to order a complete replacement board. Data is provided for reference only.

* **A-1300-322-A MS1 BOARD, COMPLETE**

* 4-088-898-01 CARTON
* 7-322-065-48 RUBBER, SILICONE RTV (KE-3490)

CAPACITOR

C101	1-162-970-11	CERAMIC CHIP	0.01μF	10%	25V
C102	1-162-970-11	CERAMIC CHIP	0.01μF	10%	25V
C103	1-162-970-11	CERAMIC CHIP	0.01μF	10%	25V
C105	1-107-826-11	CERAMIC CHIP	0.1μF	10%	16V
C106	1-110-501-11	CERAMIC CHIP	0.33μF	10%	16V
C107	1-126-390-11	ELECT	22μF	20%	6.3V
C108	1-107-826-11	CERAMIC CHIP	0.1μF	10%	16V
C109	1-107-826-11	CERAMIC CHIP	0.1μF	10%	16V
C110	1-126-394-11	ELECT	10μF	20%	16V
C111	1-162-970-11	CERAMIC CHIP	0.01μF	10%	25V
C112	1-162-970-11	CERAMIC CHIP	0.01μF	10%	25V
C113	1-162-916-11	CERAMIC CHIP	12pF	5%	50V
C114	1-162-916-11	CERAMIC CHIP	12pF	5%	50V
C115	1-115-416-11	CERAMIC CHIP	0.001μF	5%	25V
C116	1-115-416-11	CERAMIC CHIP	0.001μF	5%	25V
C117	1-162-970-11	CERAMIC CHIP	0.01μF	10%	25V
C118	1-107-826-11	CERAMIC CHIP	0.1μF	10%	16V
C119	1-216-864-11	SHORT CHIP			
C121	1-216-821-11	RES-CHIP	1K	5%	1/10W
C123	1-162-970-11	CERAMIC CHIP	0.01μF	10%	25V
C124	1-107-826-11	CERAMIC CHIP	0.1μF	10%	16V
C125	1-128-934-91	CERAMIC CHIP	0.33μF	20%	10V
C127	1-107-826-11	CERAMIC CHIP	0.1μF	10%	16V
C128	1-162-970-11	CERAMIC CHIP	0.01μF	10%	25V
C129	1-162-970-11	CERAMIC CHIP	0.01μF	10%	25V
C130	1-162-970-11	CERAMIC CHIP	0.01μF	10%	25V
C131	1-162-970-11	CERAMIC CHIP	0.01μF	10%	25V
C132	1-162-970-11	CERAMIC CHIP	0.01μF	10%	25V
C133	1-162-970-11	CERAMIC CHIP	0.01μF	10%	25V
C134	1-162-970-11	CERAMIC CHIP	0.01μF	10%	25V
C135	1-162-970-11	CERAMIC CHIP	0.01μF	10%	25V
C136	1-107-826-11	CERAMIC CHIP	0.1μF	10%	16V
C137	1-107-826-11	CERAMIC CHIP	0.1μF	10%	16V

C138	1-107-826-11	CERAMIC CHIP	0.1μF	10%	16V
C139	1-107-826-11	CERAMIC CHIP	0.1μF	10%	16V
C140	1-126-390-11	ELECT	22μF	20%	6.3V
C141	1-162-970-11	CERAMIC CHIP	0.01μF	10%	25V
C142	1-162-970-11	CERAMIC CHIP	0.01μF	10%	25V
C143	1-162-970-11	CERAMIC CHIP	0.01μF	10%	25V
C144	1-162-970-11	CERAMIC CHIP	0.01μF	10%	25V
C145	1-162-970-11	CERAMIC CHIP	0.01μF	10%	25V
C146	1-162-970-11	CERAMIC CHIP	0.01μF	10%	25V
C147	1-162-970-11	CERAMIC CHIP	0.01μF	10%	25V
C148	1-107-826-11	CERAMIC CHIP	0.1μF	10%	16V
C149	1-162-970-11	CERAMIC CHIP	0.01μF	10%	25V
C150	1-162-970-11	CERAMIC CHIP	0.01μF	10%	25V
C151	1-107-826-11	CERAMIC CHIP	0.1μF	10%	16V
C152	1-107-826-11	CERAMIC CHIP	0.1μF	10%	16V
C153	1-107-826-11	CERAMIC CHIP	0.1μF	10%	16V
C154	1-107-826-11	CERAMIC CHIP	0.1μF	10%	16V
C158	1-124-779-00	ELECT	10μF	20%	16V
C159	1-107-826-11	CERAMIC CHIP	0.1μF	10%	16V
C160	1-162-970-11	CERAMIC CHIP	0.01μF	10%	25V
C161	1-107-826-11	CERAMIC CHIP	0.1μF	10%	16V
C162	1-126-394-11	ELECT	10μF	20%	16V
C163	1-126-394-11	ELECT	10μF	20%	16V
C165	1-124-779-00	ELECT	10μF	20%	16V
C166	1-162-970-11	CERAMIC CHIP	0.01μF	10%	25V
C167	1-162-970-11	CERAMIC CHIP	0.01μF	10%	25V
C168	1-164-156-11	CERAMIC CHIP	0.1μF		25V
C169	1-124-779-00	ELECT	10μF	20%	16V
C185	1-107-826-11	CERAMIC CHIP	0.1μF	10%	16V

CONNECTOR

CN104 1-816-068-21 CONNECTOR, BOARD TO BOARD 60P

DIODE

D102	8-719-024-79	DIODE HN2D01FU-TE85R
D103	8-719-024-79	DIODE HN2D01FU-TE85R
D104	8-719-024-79	DIODE HN2D01FU-TE85R
D105	8-719-024-79	DIODE HN2D01FU-TE85R
D106	8-719-024-79	DIODE HN2D01FU-TE85R

FERRITE BEAD

FB101	1-414-921-11	FERRITE	0μH
FB102	1-414-921-11	FERRITE	0μH
FB103	1-414-921-11	FERRITE	0μH
FB104	1-414-921-11	FERRITE	0μH

MS1

REF. NO.	PART NO.	DESCRIPTION	VALUES	REF. NO.	PART NO.	DESCRIPTION	VALUES
FB105	1-414-921-11	FERRITE	0μH	IC120	8-759-592-50	IC TC7SZ126FU(TE85R)	
FB106	1-500-451-11	FERRITE	0μH	IC121	8-752-927-18	IC CXP85112B-679Q	
FB107	1-414-921-11	FERRITE	0μH	IC122	8-759-349-11	IC PST9145NL	
FB108	1-414-921-11	FERRITE	0μH	IC126	8-759-058-58	IC TC7S04FU(TE85R)	
FB109	1-414-921-11	FERRITE	0μH		COIL		
FB110	1-414-921-11	FERRITE	0μH	L106	1-469-555-21	INDUCTOR	10μH
FB111	1-414-921-11	FERRITE	0μH	L107	1-469-561-21	INDUCTOR	100μH
FB112	1-414-228-11	FERRITE	0μH		TRANSISTOR		
FB120	1-414-921-11	FERRITE	0μH				
FB121	1-414-921-11	FERRITE	0μH	Q101	8-729-013-28	TRANSISTOR HN1B01FU-TE85R	
FB122	1-414-921-11	FERRITE	0μH	Q103	8-729-013-28	TRANSISTOR HN1B01FU-TE85R	
FB123	1-414-921-11	FERRITE	0μH	Q104	8-729-013-28	TRANSISTOR HN1B01FU-TE85R	
FB124	1-414-921-11	FERRITE	0μH	Q105	8-729-427-72	TRANSISTOR HN1C01FU-TE85R	
FB125	1-414-921-11	FERRITE	0μH	Q110	8-729-900-53	TRANSISTOR DTC114EKA-T146	
FB126	1-414-921-11	FERRITE	0μH	Q116	8-729-900-53	TRANSISTOR DTC114EKA-T146	
FB137	1-414-921-11	FERRITE	0μH		RESISTOR		
FB138	1-414-921-11	FERRITE	0μH	R101	1-216-797-11	RES-CHIP	10 5% 1/10W
FB139	1-414-921-11	FERRITE	0μH	R102	1-216-797-11	RES-CHIP	10 5% 1/10W
FB140	1-216-864-11	SHORT CHIP		R103	1-216-797-11	RES-CHIP	10 5% 1/10W
FB141	1-414-921-11	FERRITE	0μH	R104	1-216-864-11	SHORT CHIP	
FB142	1-216-864-11	SHORT CHIP		R105	1-216-864-11	SHORT CHIP	
FB143	1-414-921-11	FERRITE	0μH				
FB144	1-216-864-11	SHORT CHIP		R106	1-216-864-11	SHORT CHIP	
FB145	1-216-864-11	SHORT CHIP		R107	1-216-864-11	SHORT CHIP	
FB146	1-216-864-11	SHORT CHIP		R108	1-216-833-11	RES-CHIP	10K 5% 1/10W
FB147	1-216-864-11	SHORT CHIP		R109	1-216-864-11	SHORT CHIP	
FB148	1-216-864-11	SHORT CHIP		R110	1-216-833-11	RES-CHIP	10K 5% 1/10W
FB149	1-414-921-11	FERRITE	0μH	R111	1-216-833-11	RES-CHIP	10K 5% 1/10W
FB152	1-216-864-11	SHORT CHIP		R112	1-216-833-11	RES-CHIP	10K 5% 1/10W
FB153	1-216-864-11	SHORT CHIP		R113	1-216-833-11	RES-CHIP	10K 5% 1/10W
FB154	1-216-864-11	SHORT CHIP		R114	1-216-864-11	SHORT CHIP	
FB155	1-216-864-11	SHORT CHIP		R115	1-216-845-11	RES-CHIP	100K 5% 1/10W
	IC			R116	1-216-845-11	RES-CHIP	100K 5% 1/10W
IC101	6-700-921-01	IC MD2305F		R117	1-216-864-11	SHORT CHIP	
IC102	6-801-874-11	IC SST39VF800A70-11124-T		R118	1-216-845-11	RES-CHIP	100K 5% 1/10W
IC103	6-701-043-11	IC HM62V16256CLTT-5SLZ		R119	1-216-845-11	RES-CHIP	100K 5% 1/10W
IC104	8-759-460-72	IC BA033FP-E2		R120	1-216-845-11	RES-CHIP	100K 5% 1/10W
IC105	8-759-584-32	IC MB86189PFV-G-BND-ER					
IC106	8-759-661-55	IC 24LC21AT/SN		R121	1-216-864-11	SHORT CHIP	
IC108	6-702-511-01	IC MT48LC8M16A2TG-75-Y95W		R122	1-216-833-11	RES-CHIP	10K 5% 1/10W
IC109	6-702-038-01	IC PST3628NL		R123	1-216-833-11	RES-CHIP	10K 5% 1/10W
IC110	6-800-922-01	IC ISPLSI2032VE-110LT44/10921		R126	1-216-821-11	RES-CHIP	1K 5% 1/10W
IC115	8-759-698-31	IC TC7WH74FK(TE85R)		R127	1-216-833-11	RES-CHIP	10K 5% 1/10W
IC119	8-759-592-50	IC TC7SZ126FU(TE85R)		R128	1-216-864-11	SHORT CHIP	

MS1

REF. NO.	PART NO.	DESCRIPTION	VALUES			REF. NO.	PART NO.	DESCRIPTION	VALUES		
R130	1-216-845-11	RES-CHIP	100K	5%	1/10W	R181	1-216-833-11	RES-CHIP	10K	5%	1/10W
R131	1-216-821-11	RES-CHIP	1K	5%	1/10W	R184	1-216-809-11	RES-CHIP	100	5%	1/10W
R132	1-216-827-11	RES-CHIP	3.3K	5%	1/10W	R186	1-216-864-11	SHORT CHIP			
R133	1-218-867-11	RES-CHIP	6.8K	5%	1/10W	R189	1-216-864-11	SHORT CHIP			
R134	1-216-833-11	RES-CHIP	10K	5%	1/10W	R190	1-216-864-11	SHORT CHIP			
R135	1-216-833-11	RES-CHIP	10K	5%	1/10W	R192	1-216-833-11	RES-CHIP	10K	5%	1/10W
R136	1-216-809-11	RES-CHIP	100	5%	1/10W	R193	1-216-833-11	RES-CHIP	10K	5%	1/10W
R138	1-216-833-11	RES-CHIP	10K	5%	1/10W	R195	1-216-801-11	RES-CHIP	22	5%	1/10W
R140	1-216-833-11	RES-CHIP	10K	5%	1/10W	R196	1-216-809-11	RES-CHIP	100	5%	1/10W
R141	1-216-864-11	SHORT CHIP				R197	1-216-809-11	RES-CHIP	100	5%	1/10W
R142	1-216-864-11	SHORT CHIP				R199	1-216-833-11	RES-CHIP	10K	5%	1/10W
R143	1-216-833-11	RES-CHIP	10K	5%	1/10W	R200	1-216-833-11	RES-CHIP	10K	5%	1/10W
R144	1-216-809-11	RES-CHIP	100	5%	1/10W	R203	1-216-864-11	SHORT CHIP			
R145	1-216-809-11	RES-CHIP	100	5%	1/10W	R204	1-216-864-11	SHORT CHIP			
R146	1-216-829-11	RES-CHIP	4.7K	5%	1/10W	R206	1-216-809-11	RES-CHIP	100	5%	1/10W
R147	1-216-864-11	SHORT CHIP				R207	1-216-864-11	SHORT CHIP			
R148	1-216-839-11	RES-CHIP	33K	5%	1/10W	R208	1-216-801-11	RES-CHIP	22	5%	1/10W
R149	1-216-839-11	RES-CHIP	33K	5%	1/10W	R209	1-216-809-11	RES-CHIP	100	5%	1/10W
R152	1-216-833-11	RES-CHIP	10K	5%	1/10W	R213	1-218-830-11	METAL CHIP	200	0.50%	1/10W
R153	1-216-829-11	RES-CHIP	4.7K	5%	1/10W	R216	1-216-864-11	SHORT CHIP			
R154	1-216-864-11	SHORT CHIP				R217	1-216-833-11	RES-CHIP	10K	5%	1/10W
R155	1-216-864-11	SHORT CHIP				R218	1-216-825-11	RES-CHIP	2.2K	5%	1/10W
R156	1-216-845-11	RES-CHIP	100K	5%	1/10W	R219	1-216-833-11	RES-CHIP	10K	5%	1/10W
R157	1-216-809-11	RES-CHIP	100	5%	1/10W	R220	1-216-864-11	SHORT CHIP			
R158	1-216-864-11	SHORT CHIP				R221	1-216-809-11	RES-CHIP	100	5%	1/10W
R159	1-216-833-11	RES-CHIP	10K	5%	1/10W	R222	1-216-809-11	RES-CHIP	100	5%	1/10W
R160	1-216-833-11	RES-CHIP	10K	5%	1/10W	R224	1-216-833-11	RES-CHIP	10K	5%	1/10W
R161	1-216-801-11	RES-CHIP	22	5%	1/10W	R225	1-216-833-11	RES-CHIP	10K	5%	1/10W
R162	1-216-809-11	RES-CHIP	100	5%	1/10W	R226	1-216-833-11	RES-CHIP	10K	5%	1/10W
R163	1-216-809-11	RES-CHIP	100	5%	1/10W	R230	1-216-833-11	RES-CHIP	10K	5%	1/10W
R164	1-216-833-11	RES-CHIP	10K	5%	1/10W	R231	1-216-864-11	SHORT CHIP			
R166	1-216-864-11	SHORT CHIP				R233	1-216-833-11	RES-CHIP	10K	5%	1/10W
R167	1-216-809-11	RES-CHIP	100	5%	1/10W	R245	1-216-833-11	RES-CHIP	10K	5%	1/10W
R168	1-216-864-11	SHORT CHIP				R246	1-216-809-11	RES-CHIP	100	5%	1/10W
R169	1-216-809-11	RES-CHIP	100	5%	1/10W	R283	1-216-833-11	RES-CHIP	10K	5%	1/10W
R170	1-216-864-11	SHORT CHIP				R284	1-216-833-11	RES-CHIP	10K	5%	1/10W
R171	1-216-809-11	RES-CHIP	100	5%	1/10W	R286	1-216-833-11	RES-CHIP	10K	5%	1/10W
R172	1-216-864-11	SHORT CHIP				R287	1-216-833-11	RES-CHIP	10K	5%	1/10W
R173	1-216-801-11	RES-CHIP	22	5%	1/10W	R288	1-216-797-11	RES-CHIP	10	5%	1/10W
R174	1-216-864-11	SHORT CHIP				R290	1-216-797-11	RES-CHIP	10	5%	1/10W
R176	1-216-864-11	SHORT CHIP				R292	1-216-821-11	RES-CHIP	1K	5%	1/10W
R177	1-216-864-11	SHORT CHIP				R295	1-216-864-11	SHORT CHIP			
R178	1-216-864-11	SHORT CHIP				R297	1-216-833-11	RES-CHIP	10K	5%	1/10W
R180	1-216-829-11	RES-CHIP	4.7K	5%	1/10W	R9239	1-216-803-11	RES-CHIP	33	5%	1/10W





REF. NO.	PART NO.	DESCRIPTION	VALUES			REF. NO.	PART NO.	DESCRIPTION	VALUES		
R9240	1-216-803-11	RES-CHIP	33	5%	1/10W	X101	1-795-098-21	VIBRATOR, CRYSTAL			
R9242	1-216-803-11	RES-CHIP	33	5%	1/10W	X102	1-795-116-21	VIBRATOR, CERAMIC			
R9243	1-216-803-11	RES-CHIP	33	5%	1/10W	X104	1-795-007-21	OSCILLATOR, CRYSTAL			
RESISTOR BRIDGE						HM					
RB101	1-233-810-21	RES, NETWORK	100K			<p>The HM board is <u>not</u> field repairable. If service is required, use the following part number to order a complete replacement board. Data is provided for reference only.</p> <p>* A-1300-323-A HM BOARD, COMPLETE</p> <p>CAPACITOR</p>					
RB102	1-233-810-21	RES, NETWORK	100K								
RB103	1-233-810-21	RES, NETWORK	100K								
RB104	1-233-810-21	RES, NETWORK	100K			C7205	1-164-156-11	CERAMIC CHIP	0.1µF		25V
RB105	1-233-576-11	RES, CHIP NETWORK	100			C7206	1-163-021-91	CERAMIC CHIP	0.01µF	10%	50V
RB106	1-236-908-11	RES, CHIP NETWORK	10K			C7208	1-124-779-00	ELECT	10µF	20%	16V
RB107	1-233-574-11	RES, CHIP NETWORK	10			C7209	1-164-156-11	CERAMIC CHIP	0.1µF		25V
RB108	1-233-574-11	RES, CHIP NETWORK	10			C7210	1-163-021-91	CERAMIC CHIP	0.01µF	10%	50V
RB109	1-233-574-11	RES, CHIP NETWORK	10			C7212	1-164-156-11	CERAMIC CHIP	0.1µF		25V
RB110	1-233-574-11	RES, CHIP NETWORK	10			C7213	1-124-778-00	ELECT	22µF	20%	6.3V
RB112	1-233-574-11	RES, CHIP NETWORK	10			C7214	1-107-826-11	CERAMIC CHIP	0.1µF	10%	16V
RB113	1-233-574-11	RES, CHIP NETWORK	10			C7215	1-107-826-11	CERAMIC CHIP	0.1µF	10%	16V
RB114	1-233-574-11	RES, CHIP NETWORK	10			C7216	1-107-826-11	CERAMIC CHIP	0.1µF	10%	16V
RB115	1-233-574-11	RES, CHIP NETWORK	10			C7217	1-124-778-00	ELECT	22µF	20%	6.3V
RB116	1-233-574-11	RES, CHIP NETWORK	10			C7219	1-162-970-11	CERAMIC CHIP	0.01µF	10%	25V
RB117	1-233-574-11	RES, CHIP NETWORK	10			C7220	1-162-970-11	CERAMIC CHIP	0.01µF	10%	25V
RB118	1-233-574-11	RES, CHIP NETWORK	10			CONNECTOR					
RB119	1-233-574-11	RES, CHIP NETWORK	10			* CN7201	1-816-402-11	CONNECTOR, MEMORY STICK			
RB120	1-233-574-11	RES, CHIP NETWORK	10			CN7205	1-695-915-11	TAB (CONTACT)			
RB121	1-239-409-11	RES, CHIP NETWORK	47			DIODE					
RB122	1-239-409-11	RES, CHIP NETWORK	47			D7201	8-719-800-76	DIODE MA153-TX			
RB123	1-239-409-11	RES, CHIP NETWORK	47			D7202	8-719-800-76	DIODE MA153-TX			
RB124	1-239-409-11	RES, CHIP NETWORK	47			D7203	8-719-800-76	DIODE MA153-TX			
RB125	1-233-574-11	RES, CHIP NETWORK	10			D7204	8-719-800-76	DIODE MA153-TX			
RB126	1-233-574-11	RES, CHIP NETWORK	10			D7205	8-719-800-76	DIODE MA153-TX			
RB127	1-233-574-11	RES, CHIP NETWORK	10			D7206	8-719-800-76	DIODE MA153-TX			
RB128	1-233-574-11	RES, CHIP NETWORK	10			D7207	8-719-800-76	DIODE MA153-TX			
RB129	1-233-810-21	RES, NETWORK	100K			D7208	8-719-800-76	DIODE MA153-TX			
RB130	1-233-810-21	RES, NETWORK	100K			D7209	6-500-182-01	DIODE L1503CB/ID			
RB131	1-236-908-11	RES, CHIP NETWORK	10K			D7210	8-719-083-58	DIODE UDZSTE-173.9B			
RB132	1-236-908-11	RES, CHIP NETWORK	10K			D7211	8-719-083-58	DIODE UDZSTE-173.9B			
RB133	1-236-908-11	RES, CHIP NETWORK	10K			D7212	8-719-800-76	DIODE MA153-TX			
RB134	1-236-908-11	RES, CHIP NETWORK	10K								
RB135	1-233-416-11	RES, CHIP NETWORK	22K								
RB136	1-233-416-11	RES, CHIP NETWORK	22K								
RB137	1-233-810-21	RES, NETWORK	100K								
RB138	1-233-810-21	RES, NETWORK	100K								
CRYSTAL											








REF. NO.	PART NO.	DESCRIPTION	VALUES	REF. NO.	PART NO.	DESCRIPTION	VALUES
D7213	8-719-800-76	DIODE MA153-TX		R7231	1-216-864-11	SHORT CHIP	
D7214	8-719-800-76	DIODE MA153-TX		R7232	1-216-841-11	RES-CHIP	47K 5% 1/10W
D7215	8-719-800-76	DIODE MA153-TX		R7233	1-216-841-11	RES-CHIP	47K 5% 1/10W
D7216	8-719-800-76	DIODE MA153-TX		<div>UD</div> <p>The UD board is not field repairable. If service is required, use the following part number to order a complete replacement board. Data is provided for reference only.</p>			
D7217	8-719-800-76	DIODE MA153-TX					
FERRITE BEAD				* A-1300-324-A UD BOARD, COMPLETE			
FB7201	1-414-921-11	FERRITE	0μH	CAPACITOR			
FB7202	1-414-921-11	FERRITE	0μH	C7001	1-126-395-11	ELECT	22μF 20% 16V
FB7203	1-414-921-11	FERRITE	0μH	C7002	1-162-917-11	CERAMIC CHIP	15pF 5% 50V
FB7204	1-414-921-11	FERRITE	0μH	C7004	1-162-970-11	CERAMIC CHIP	0.01μF 10% 25V
IC				C7005	1-162-970-11	CERAMIC CHIP	0.01μF 10% 25V
IC7201	8-759-639-86	IC SN65LVDS32DR		C7006	1-124-779-00	ELECT	10μF 20% 16V
IC7202	6-701-763-11	IC DS90LV017ATMX		C7007	1-162-917-11	CERAMIC CHIP	15pF 5% 50V
IC7203	8-759-698-08	IC SN74CBTLV1G125DCKR		C7008	1-162-970-11	CERAMIC CHIP	0.01μF 10% 25V
COIL				C7010	1-162-970-11	CERAMIC CHIP	0.01μF 10% 25V
L7201	1-419-370-21	INDUCTOR	0μH	C7011	1-162-970-11	CERAMIC CHIP	0.01μF 10% 25V
L7202	1-419-370-21	INDUCTOR	0μH	C7012	1-124-779-00	ELECT	10μF 20% 16V
L7203	1-419-370-21	INDUCTOR	0μH	C7013	1-162-970-11	CERAMIC CHIP	0.01μF 10% 25V
L7204	1-419-370-21	INDUCTOR	0μH	C7014	1-162-970-11	CERAMIC CHIP	0.01μF 10% 25V
L7205	1-419-370-21	INDUCTOR	0μH	C7015	1-162-970-11	CERAMIC CHIP	0.01μF 10% 25V
TRANSISTOR				C7016	1-162-970-11	CERAMIC CHIP	0.01μF 10% 25V
Q7201	8-729-424-02	TRANSISTOR 2SB709A-QRS-TX		C7017	1-164-156-11	CERAMIC CHIP	0.1μF 25V
Q7202	8-729-422-27	TRANSISTOR 2SD601A-QRS-TX		C7018	1-162-923-11	CERAMIC CHIP	47pF 5% 50V
Q7203	8-729-424-02	TRANSISTOR 2SB709A-QRS-TX		C7019	1-162-923-11	CERAMIC CHIP	47pF 5% 50V
RESISTOR				C7020	1-162-923-11	CERAMIC CHIP	47pF 5% 50V
R7201	1-216-801-11	RES-CHIP	22 5% 1/10W	C7021	1-124-779-00	ELECT	10μF 20% 16V
R7202	1-216-801-11	RES-CHIP	22 5% 1/10W	C7022	1-115-416-11	CERAMIC CHIP	0.001μF 5% 25V
R7204	1-216-801-11	RES-CHIP	22 5% 1/10W	C7023	1-162-927-11	CERAMIC CHIP	100pF 5% 50V
R7205	1-218-692-11	METAL CHIP	1K 0.50% 1/16W	C7024	1-124-779-00	ELECT	10μF 20% 16V
R7206	1-216-809-11	RES-CHIP	100 5% 1/10W	C7025	1-164-156-11	CERAMIC CHIP	0.1μF 25V
R7207	1-216-809-11	RES-CHIP	100 5% 1/10W	C7026	1-124-779-00	ELECT	10μF 20% 16V
R7208	1-216-809-11	RES-CHIP	100 5% 1/10W	C7027	1-164-156-11	CERAMIC CHIP	0.1μF 25V
R7209	1-216-809-11	RES-CHIP	100 5% 1/10W	C7028	1-164-156-11	CERAMIC CHIP	0.1μF 25V
R7210	1-216-803-11	RES-CHIP	33 5% 1/10W	C7029	1-164-156-11	CERAMIC CHIP	0.1μF 25V
R7221	1-216-821-11	RES-CHIP	1K 5% 1/10W	C7030	1-162-927-11	CERAMIC CHIP	100pF 5% 50V
R7222	1-216-809-11	RES-CHIP	100 5% 1/10W	C7031	1-162-927-11	CERAMIC CHIP	100pF 5% 50V
R7224	1-216-833-11	RES-CHIP	10K 5% 1/10W	C7032	1-162-927-11	CERAMIC CHIP	100pF 5% 50V
R7225	1-216-845-11	RES-CHIP	100K 5% 1/10W	C7033	1-124-779-00	ELECT	10μF 20% 16V
R7226	1-218-716-11	METAL CHIP	10K 0.50% 1/16W	C7034	1-164-156-11	CERAMIC CHIP	0.1μF 25V
R7228	1-216-864-11	SHORT CHIP					

— 314 —

NOTE: The components identified by shading and  mark are critical for safety. Replace only with part number specified.


NOTE: Les composants identifiés par un trame et une marque  sont critiques pour la sécurité. Ne les remplacer que par une pièce portant le numéro spécifié.




REF. NO.	PART NO.	DESCRIPTION	VALUES			REF. NO.	PART NO.	DESCRIPTION	VALUES		
R7025	1-216-833-11	RES-CHIP	10K	5%	1/10W	R7114	1-218-700-11	METAL CHIP	2.2K	0.50%	1/16W
R7026	1-216-833-11	RES-CHIP	10K	5%	1/10W	R7115	1-218-700-11	METAL CHIP	2.2K	0.50%	1/16W
R7029	1-218-692-11	METAL CHIP	1K	0.50%	1/16W	R7116	1-218-700-11	METAL CHIP	2.2K	0.50%	1/16W
R7030	1-216-864-11	SHORT CHIP				R7117	1-218-668-11	METAL CHIP	100	0.50%	1/16W
R7032	1-218-676-11	METAL CHIP	220	0.50%	1/16W	R7119	1-218-668-11	METAL CHIP	100	0.50%	1/16W
R7034	1-218-676-11	METAL CHIP	220	0.50%	1/16W	R7121	1-216-864-11	SHORT CHIP			
R7036	1-218-704-11	METAL CHIP	3.3K	0.50%	1/16W	R7123	1-218-704-11	METAL CHIP	3.3K	0.50%	1/16W
R7037	1-218-676-11	METAL CHIP	220	0.50%	1/16W	R7124	1-218-680-11	METAL CHIP	330	0.50%	1/16W
R7041	1-216-833-11	RES-CHIP	10K	5%	1/10W	R7125	1-218-700-11	METAL CHIP	2.2K	0.50%	1/16W
R7043	1-216-829-11	RES-CHIP	4.7K	5%	1/10W	R7126	1-216-864-11	SHORT CHIP			
R7044	1-216-829-11	RES-CHIP	4.7K	5%	1/10W						
R7045	1-216-833-11	RES-CHIP	10K	5%	1/10W	CRYSTAL					
R7047	1-216-833-11	RES-CHIP	10K	5%	1/10W	X7001	1-795-568-21	VIBRATOR, CRYSTAL			
R7051	1-216-864-11	SHORT CHIP				X7002	1-795-567-21	VIBRATOR, CRYSTAL			
R7053	1-216-833-11	RES-CHIP	10K	5%	1/10W						
R7054	1-216-833-11	RES-CHIP	10K	5%	1/10W	*	A-1300-326-A A BOARD, COMPLETE				
R7056	1-216-833-11	RES-CHIP	10K	5%	1/10W		[ALL EXCEPT KV-34DRC500(S)/38DRC500(S)]				
R7057	1-216-864-11	SHORT CHIP				*	A-1300-537-A A BOARD, COMPLETE				
R7058	1-216-833-11	RES-CHIP	10K	5%	1/10W		[KV-34DRC500(S)/38DRC500(S) ONLY]				
R7059	1-216-864-11	SHORT CHIP				*	4-374-846-11	COVER,CAPACITOR, CAP TYPE			
R7060	1-216-833-11	RES-CHIP	10K	5%	1/10W		4-382-854-01	SCREW (M3X8), P, SW (+)			
R7061	1-216-833-11	RES-CHIP	10K	5%	1/10W		4-382-854-21	SCREW (M3X14), P, SW (+)			
R7062	1-216-864-11	SHORT CHIP									
R7065	1-216-833-11	RES-CHIP	10K	5%	1/10W	CAPACITOR					
R7066	1-218-694-11	METAL CHIP	1.2K	0.50%	1/16W	C501	1-165-529-11	MYLAR	0.22μF	10	275V
R7067	1-216-833-11	RES-CHIP	10K	5%	1/10W	C502	1-127-798-51	CERAMIC	4700PF	20%	250V
R7068	1-216-801-11	RES-CHIP	22	5%	1/10W		[KV-34DRC500(S)/38DRC500(S) ONLY]				
R7069	1-216-801-11	RES-CHIP	22	5%	1/10W	 C503	1-165-529-11	MYLAR	0.22μF	10	275V
R7071	1-216-803-11	RES-CHIP	33	5%	1/10W	C504	1-126-961-11	ELECT	2.2μF	20%	50V
R7072	1-216-803-11	RES-CHIP	33	5%	1/10W	 C505	1-119-913-51	CERAMIC	2200pF	20%	250V
R7075	1-218-676-11	METAL CHIP	220	0.50%	1/16W	C506	1-126-971-11	ELECT	470μF	20%	50V
R7080	1-218-704-11	METAL CHIP	3.3K	0.50%	1/16W	C507	1-126-943-11	ELECT	2200μF	20%	25V
R7087	1-218-680-11	METAL CHIP	330	0.50%	1/16W	 C508	1-119-913-51	CERAMIC	2200pF	20%	250V
R7096	1-216-833-11	RES-CHIP	10K	5%	1/10W	C510	1-107-826-11	CERAMIC CHIP	0.1μF	10%	16V
R7097	1-216-809-11	RES-CHIP	100	5%	1/10W	 C512	1-136-311-11	MYLAR	0.47μF	20%	125V
R7098	1-216-809-11	RES-CHIP	100	5%	1/10W	C513	1-126-961-11	ELECT	2.2μF	20%	50V
R7099	1-216-809-11	RES-CHIP	100	5%	1/10W	C514	1-126-960-11	ELECT	1μF	20%	50V
R7101	1-216-864-11	SHORT CHIP				C515	1-126-947-11	ELECT	47μF	20%	25V
R7106	1-216-833-11	RES-CHIP	10K	5%	1/10W	C516	1-162-966-11	CERAMIC CHIP	0.0022μF	10%	50V
R7108	1-216-805-11	RES-CHIP	47	5%	1/10W	C517	1-104-665-11	ELECT	100μF	20%	25V
R7109	1-216-805-11	RES-CHIP	47	5%	1/10W	C518	1-126-967-11	ELECT	47μF	20%	50V
R7111	1-216-864-11	SHORT CHIP									
R7112	1-216-864-11	SHORT CHIP									
R7113	1-216-864-11	SHORT CHIP									





REF. NO.	PART NO.	DESCRIPTION	VALUES			REF. NO.	PART NO.	DESCRIPTION	VALUES		
C519	1-162-966-11	CERAMIC CHIP	0.0022μF	10%	50V	C578	1-126-964-11	ELECT	10μF	20%	50V
C520	1-162-966-11	CERAMIC CHIP	0.0022μF	10%	50V	C579	1-126-964-11	ELECT	10μF	20%	50V
C521	1-104-665-11	ELECT	100μF	20%	25V	C580	1-126-964-11	ELECT	10μF	20%	50V
C522	1-126-964-11	ELECT	10μF	20%	50V	C582	1-136-165-00	FILM	0.1μF	5%	50V
C523	1-104-665-11	ELECT	100μF	20%	25V	C583	1-126-960-11	ELECT	1μF	20%	50V
C524	1-162-970-11	CERAMIC CHIP	0.01μF	10%	25V	C584	1-126-960-11	ELECT	1μF	20%	50V
C525	1-162-966-11	CERAMIC CHIP	0.0022μF	10%	50V	C585	1-126-960-11	ELECT	1μF	20%	50V
C526	1-162-927-11	CERAMIC CHIP	100pF	5%	50V	C586	1-136-165-00	FILM	0.1μF	5%	50V
C527	1-162-966-11	CERAMIC CHIP	0.0022μF	10%	50V	C587	1-126-960-11	ELECT	1μF	20%	50V
C528	1-126-933-11	ELECT	100μF	20%	16V	C588	1-162-964-11	CERAMIC CHIP	0.001μF	10%	50V
C530	1-126-941-11	ELECT	470μF	20%	25V	C589	1-130-495-00	MYLAR	0.1μF	5%	50V
C531	1-130-495-00	MYLAR	0.1μF	5%	50V	C590	1-126-953-11	ELECT	2200μF	20%	35V
C533	1-130-495-00	MYLAR	0.1μF	5%	50V	C591	1-126-935-11	ELECT	470μF	20%	16V
C535	1-115-156-11	CERAMIC CHIP	1μF		10V	C592	1-126-935-11	ELECT	470μF	20%	16V
C536	1-126-933-11	ELECT	100μF	20%	16V	C593	1-126-935-11	ELECT	470μF	20%	16V
C537	1-126-941-11	ELECT	470μF	20%	25V	C594	1-126-935-11	ELECT	470μF	20%	16V
C538	1-165-176-11	CERAMIC CHIP	0.047μF	10%	16V	C595	1-104-666-11	ELECT	220μF	20%	25V
C540	1-126-767-11	ELECT	1000μF	20%	16V	C596	1-104-666-11	ELECT	220μF	20%	25V
C541	1-162-961-11	CERAMIC CHIP	330pF	10%	50V	C597	1-162-964-11	CERAMIC CHIP	0.001μF	10%	50V
C542	1-126-941-11	ELECT	470μF	20%	25V	C598	1-130-495-00	MYLAR	0.1μF	5%	50V
C547	1-126-767-11	ELECT	1000μF	20%	16V	C599	1-126-953-11	ELECT	2200μF	20%	35V
C548	1-162-966-11	CERAMIC CHIP	0.0022μF	10%	50V	C601	1-164-156-11	CERAMIC CHIP	0.1μF		25V
C549	1-162-966-11	CERAMIC CHIP	0.0022μF	10%	50V	C604	1-164-156-11	CERAMIC CHIP	0.1μF		25V
C550	1-162-966-11	CERAMIC CHIP	0.0022μF	10%	50V	C606	1-130-495-00	MYLAR	0.1μF	5%	50V
C551	1-126-933-11	ELECT	100μF	20%	16V	C607	1-130-495-00	MYLAR	0.1μF	5%	50V
C553	1-126-767-11	ELECT	1000μF	20%	16V	C608	1-130-495-00	MYLAR	0.1μF	5%	50V
C554	1-126-933-11	ELECT	100μF	20%	16V	C609	1-126-942-61	ELECT	1000μF	20%	25V
C555	1-126-933-11	ELECT	100μF	20%	16V	C610	1-126-942-61	ELECT	1000μF	20%	25V
C556	1-126-767-11	ELECT	1000μF	20%	16V	C611	1-130-495-00	MYLAR	0.1μF	5%	50V
C558	1-162-966-11	CERAMIC CHIP	0.0022μF	10%	50V	C612	1-126-953-11	ELECT	2200μF	20%	35V
C559	1-162-927-11	CERAMIC CHIP	100pF	5%	50V	C613	1-126-953-11	ELECT	2200μF	20%	35V
C560	1-126-935-11	ELECT	470μF	20%	16V	C900	1-104-666-11	ELECT	220μF	20%	25V
C561	1-162-970-11	CERAMIC CHIP	0.01μF	10%	25V	C901	1-126-939-11	ELECT	10000μF	20%	16V
C562	1-126-964-11	ELECT	10μF	20%	50V	C902	1-126-947-11	ELECT	47μF	20%	25V
C563	1-126-947-11	ELECT	47μF	20%	25V	C903	1-104-666-11	ELECT	220μF	20%	25V
C564	1-162-966-11	CERAMIC CHIP	0.0022μF	10%	50V	C909	1-136-177-00	FILM	1μF	5%	50V
C565	1-115-156-11	CERAMIC CHIP	1μF		10V	C912	1-136-177-00	FILM	1μF	5%	50V
C566	1-162-961-11	CERAMIC CHIP	330pF	10%	50V	C915	1-162-959-11	CERAMIC CHIP	330pF	5%	50V
C567	1-165-176-11	CERAMIC CHIP	0.047μF	10%	16V	C918	1-162-968-11	CERAMIC CHIP	0.0047μF	10%	50V
C569	1-126-767-11	ELECT	1000μF	20%	16V	C921	1-164-677-11	CERAMIC CHIP	0.033μF	10%	16V
C570	1-136-165-00	FILM	0.1μF	5%	50V	C924	1-164-677-11	CERAMIC CHIP	0.033μF	10%	16V
C571	1-136-165-00	FILM	0.1μF	5%	50V	C927	1-136-171-00	FILM	0.33μF	5%	50V
C574	1-126-960-11	ELECT	1μF	20%	50V	C930	1-164-388-91	CERAMIC CHIP	270pF	5%	50V
C577	1-126-960-11	ELECT	1μF	20%	50V	C933	1-130-495-00	MYLAR	0.1μF	5%	50V


NOTE: The components identified by shading and  mark are critical for safety. Replace only with part number specified.

NOTE: Les composants identifiés par un trame et une marque  sont critiques pour la sécurité. Ne les remplacer que par une pièce portant le numéro spécifié.










A


REF. NO.	PART NO.	DESCRIPTION	VALUES	REF. NO.	PART NO.	DESCRIPTION	VALUES
C939	1-126-933-11	ELECT	100µF 20% 16V	D515	8-719-991-33	DIODE 1SS133T-77	
C942	1-162-927-11	CERAMIC CHIP	100pF 5% 50V	D516	8-719-991-33	DIODE 1SS133T-77	
C945	1-126-933-11	ELECT	100µF 20% 16V	D517	8-719-991-33	DIODE 1SS133T-77	
CONNECTOR				D519	8-719-991-33	DIODE 1SS133T-77	
CN501	1-695-915-11	TAB (CONTACT)		D520	8-719-991-33	DIODE 1SS133T-77	
CN503	1-580-843-11	PIN,CONNECTOR (POWER)		D521	8-719-991-33	DIODE 1SS133T-77	
* CN504	1-766-241-11	PIN,CONNECTOR (PC BOARD)	3P	D522	8-719-991-33	DIODE 1SS133T-77	
* CN505	1-766-241-11	PIN,CONNECTOR (PC BOARD)	3P	D523	8-719-991-33	DIODE 1SS133T-77	
* CN506	1-508-786-00	PIN,CONNECTOR (5MM PITCH)	2P	D524	8-719-991-33	DIODE 1SS133T-77	
CN507	1-764-812-11	CONNECTOR, BOARD TO BOARD	11P	D525	8-719-991-33	DIODE 1SS133T-77	
* CN508	1-779-892-11	CONNECTOR, BOARD TO BOARD	10P	D526	8-719-991-33	DIODE 1SS133T-77	
* CN509	1-779-892-11	CONNECTOR, BOARD TO BOARD	10P	D527	8-719-991-33	DIODE 1SS133T-77	
CN510	1-793-494-11	CONNECTOR, BOARD TO BOARD	40P	D530	8-719-924-13	DIODE MTZJ-T-77-22B	
* CN512	1-564-508-11	PLUG,CONNECTOR	5P	D531	8-719-924-13	DIODE MTZJ-T-77-22B	
* CN514	1-766-240-11	PIN,CONNECTOR (PC BOARD)	2P	D534	8-719-991-33	DIODE 1SS133T-77	
CN515	1-695-915-11	TAB (CONTACT)		D535	8-719-991-33	DIODE 1SS133T-77	
CN516	1-695-915-11	TAB (CONTACT)		D540	8-719-991-33	DIODE 1SS133T-77	
CN517	1-695-915-11	TAB (CONTACT)		D541	8-719-991-33	DIODE 1SS133T-77	
CN518	1-695-915-11	TAB (CONTACT)		D900	8-719-110-31	DIODE MTZJ-T-77-12B	
CN519	1-695-915-11	TAB (CONTACT)		D901	8-719-063-70	DIODE D1NL20U-TA2	
CN520	1-695-915-11	TAB (CONTACT)		D903	8-719-110-31	DIODE MTZJ-T-77-12B	
* CN521	1-779-892-11	CONNECTOR, BOARD TO BOARD	10P	FUSE			
* CN524	1-564-515-11	PLUG,CONNECTOR	12P	 F501	1-532-506-51	FUSE	6.3A/250V
* CN526	1-564-508-11	PLUG,CONNECTOR	5P	FERRITE BEAD			
* CN527	1-564-511-61	PLUG,CONNECTOR	8P	FB500	1-412-911-11	FERRITE	0µH
* CN528	1-564-507-11	PLUG,CONNECTOR	4P	[ALL EXCEPT KV-34DRC500(S)/38DRC500(S)]			
* CN900	1-779-892-11	CONNECTOR, BOARD TO BOARD	10P	FB501	1-412-911-11	FERRITE	0µH
* CN903	1-564-506-11	PLUG,CONNECTOR	3P	[KV-34DRC500(S)/38DRC500(S) ONLY]			
DIODE				FB502	1-412-911-11	FERRITE	0µH
D501	8-719-991-33	DIODE 1SS133T-77		FUSE HOLDER			
D502	8-719-991-33	DIODE 1SS133T-77		FH501	1-533-223-11	HOLDER, FUSE	
D503	8-719-511-40	DIODE S1VB20		FH502	1-533-223-11	HOLDER, FUSE	
D504	8-719-991-33	DIODE 1SS133T-77		IC			
D505	8-719-991-33	DIODE 1SS133T-77		IC501	8-759-450-47	IC BA05T	
D508	8-719-991-33	DIODE 1SS133T-77		IC502	8-759-520-49	IC PQ30RV21	
D509	8-719-991-33	DIODE 1SS133T-77		IC504	6-700-898-01	IC PQ05RD21	
D510	8-719-991-33	DIODE 1SS133T-77		IC505	8-759-653-07	IC PQ09RD21	
D511	8-719-991-33	DIODE 1SS133T-77		IC508	8-759-246-70	IC TA8216H	
D512	8-719-991-33	DIODE 1SS133T-77		IC509	8-759-246-70	IC TA8216H	
D513	8-719-991-33	DIODE 1SS133T-77		IC900	8-749-016-08	IC STK390-910	
D514	8-719-991-33	DIODE 1SS133T-77					


NOTE: The components identified by shading and  mark are critical for safety. Replace only with part number specified.

NOTE: Les composants identifiés par un trame et une marque  sont critiques pour la sécurité. Ne les remplacer que par une pièce portant le numéro spécifié.


A


REF. NO.	PART NO.	DESCRIPTION	VALUES	REF. NO.	PART NO.	DESCRIPTION	VALUES
IC901	8-759-450-47	IC BA05T		Q513	8-729-422-27	TRANSISTOR 2SD601A-QRS-TX	
IC903	8-759-595-52	IC CXA8070AP		Q514	8-729-424-02	TRANSISTOR 2SB709A-QRS-TX	
CHIP CONDUCTOR				Q515	8-729-422-27	TRANSISTOR 2SD601A-QRS-TX	
JR501	1-216-864-11	SHORT CHIP		Q516	8-729-422-27	TRANSISTOR 2SD601A-QRS-TX	
JR502	1-216-864-11	SHORT CHIP		Q517	8-729-422-27	TRANSISTOR 2SD601A-QRS-TX	
JR509	1-216-864-11	SHORT CHIP		Q518	8-729-422-27	TRANSISTOR 2SD601A-QRS-TX	
JR510	1-216-864-11	SHORT CHIP		Q519	8-729-422-27	TRANSISTOR 2SD601A-QRS-TX	
JR512	1-216-864-11	SHORT CHIP		Q524	8-729-422-27	TRANSISTOR 2SD601A-QRS-TX	
JR513	1-216-864-11	SHORT CHIP		Q527	8-729-424-02	TRANSISTOR 2SB709A-QRS-TX	
JR514	1-216-864-11	SHORT CHIP		RESISTOR			
JR515	1-216-864-11	SHORT CHIP		R501	1-216-864-11	SHORT CHIP	
JR516	1-216-864-11	SHORT CHIP		R502	1-244-207-11	RES-WIREWOUND	3.3 5% 10W
COIL				[KV-34DRC500(S)/38DRC500(S) ONLY]			
L501	1-469-320-21	INDUCTOR	100μH	R503	1-244-207-11	RES-WIREWOUND	3.3 5% 10W
L502	1-412-525-31	INDUCTOR	10μH	[KV-34DRC500(S)/38DRC500(S) ONLY]			
L503	1-469-320-21	INDUCTOR	100μH	R504	1-216-833-11	RES-CHIP	10K 5% 1/10W
L504	1-469-317-21	INDUCTOR	10μH	R505	1-216-833-11	RES-CHIP	10K 5% 1/10W
L505	1-469-320-21	INDUCTOR	100μH	R506	1-216-857-11	RES-CHIP	1M 5% 1/10W
L506	1-469-320-21	INDUCTOR	100μH	R507	1-247-895-91	CARBON	470K 5% 1/4W
L507	1-469-317-21	INDUCTOR	10μH	 R508	1-219-512-11	CARBON	2.2M 5% 1/2W
L508	1-412-529-11	INDUCTOR	22μH	[ALL EXCEPT KV-34DRC500(S)/38DRC500(S)]			
 L510	1-433-404-11	TRANSFORMER, LINE FILTER		 R508	1-218-265-11	CARBON	8.2M 5% 1W
L511	1-433-404-11	TRANSFORMER, LINE FILTER		[KV-34DRC500(S)/38DRC500(S) ONLY]			
L900	1-408-612-31	INDUCTOR	56μH	 R509	1-240-241-11	CEMENTED	0.47 5% 20W
IC LINK				[ALL EXCEPT KV-34DRC500(S)/38DRC500(S)]			
 PS501	1-532-984-11	LINK, IC	2A/90V	 R509	1-244-268-11	CEMENTED	1 5% 20W
 PS502	1-532-984-11	LINK, IC	2A/90V	[KV-34DRC500(S)/38DRC500(S) ONLY]			
TRANSISTOR				 R510	1-240-241-11	CEMENTED	0.47 5% 20W
Q501	8-729-422-27	TRANSISTOR 2SD601A-QRS-TX		[ALL EXCEPT KV-34DRC500(S)/38DRC500(S)]			
Q502	8-729-424-02	TRANSISTOR 2SB709A-QRS-TX		 R510	1-244-268-11	CEMENTED	1 5% 20W
Q503	8-729-424-02	TRANSISTOR 2SB709A-QRS-TX		[KV-34DRC500(S)/38DRC500(S) ONLY]			
Q504	8-729-424-02	TRANSISTOR 2SB709A-QRS-TX		R511	1-216-849-11	RES-CHIP	220K 5% 1/10W
Q505	8-729-424-02	TRANSISTOR 2SB709A-QRS-TX		R512	1-216-849-11	RES-CHIP	220K 5% 1/10W
Q506	8-729-424-02	TRANSISTOR 2SB709A-QRS-TX		R513	1-216-833-11	RES-CHIP	10K 5% 1/10W
Q507	8-729-422-27	TRANSISTOR 2SD601A-QRS-TX		R515	1-216-833-11	RES-CHIP	10K 5% 1/10W
Q508	8-729-424-02	TRANSISTOR 2SB709A-QRS-TX		R516	1-216-857-11	RES-CHIP	1M 5% 1/10W
Q509	8-729-422-27	TRANSISTOR 2SD601A-QRS-TX		R517	1-216-805-11	RES-CHIP	47 5% 1/10W
Q510	8-729-424-02	TRANSISTOR 2SB709A-QRS-TX		R518	1-216-805-11	RES-CHIP	47 5% 1/10W
Q511	8-729-422-27	TRANSISTOR 2SD601A-QRS-TX		R519	1-216-839-11	RES-CHIP	33K 5% 1/10W
Q512	8-729-424-02	TRANSISTOR 2SB709A-QRS-TX		R520	1-216-837-11	RES-CHIP	22K 5% 1/10W
				R521	1-216-825-11	RES-CHIP	2.2K 5% 1/10W
				R522	1-216-829-11	RES-CHIP	4.7K 5% 1/10W
				R524	1-216-833-11	RES-CHIP	10K 5% 1/10W
				R525	1-216-833-11	RES-CHIP	10K 5% 1/10W


NOTE: The components identified by shading and  mark are critical for safety. Replace only with part number specified.

NOTE: Les composants identifiés par un trame et une  sont critiques pour la sécurité. Ne les remplacer que par une pièce portant le numéro spécifié.






A

REF. NO.	PART NO.	DESCRIPTION	VALUES			REF. NO.	PART NO.	DESCRIPTION	VALUES		
 R527	1-216-361-00	METAL OXIDE	0.22	5%	2W	R575	1-216-825-11	RES-CHIP	2.2K	5%	1/10W
R528	1-216-833-11	RES-CHIP	10K	5%	1/10W	R576	1-216-825-11	RES-CHIP	2.2K	5%	1/10W
R529	1-216-857-11	RES-CHIP	1M	5%	1/10W	R577	1-216-821-11	RES-CHIP	1K	5%	1/10W
R530	1-216-847-11	RES-CHIP	150K	5%	1/10W	R578	1-216-829-11	RES-CHIP	4.7K	5%	1/10W
R531	1-216-821-11	RES-CHIP	1K	5%	1/10W	R579	1-216-821-11	RES-CHIP	1K	5%	1/10W
R532	1-216-825-11	RES-CHIP	2.2K	5%	1/10W	R580	1-216-829-11	RES-CHIP	4.7K	5%	1/10W
R533	1-216-833-11	RES-CHIP	10K	5%	1/10W	R584	1-216-813-11	RES-CHIP	220	5%	1/10W
R534	1-218-716-11	METAL CHIP	10K	0.50%	1/16W	R585	1-216-825-11	RES-CHIP	2.2K	5%	1/10W
R535	1-218-722-11	METAL CHIP	18K	0.50%	1/16W	R586	1-216-825-11	RES-CHIP	2.2K	5%	1/10W
R536	1-216-829-11	RES-CHIP	4.7K	5%	1/10W	R587	1-216-833-11	RES-CHIP	10K	5%	1/10W
R537	1-218-750-11	METAL CHIP	270K	0.50%	1/16W	R588	1-216-833-11	RES-CHIP	10K	5%	1/10W
R538	1-216-823-11	RES-CHIP	1.5K	5%	1/10W	R589	1-216-833-11	RES-CHIP	10K	5%	1/10W
R539	1-216-829-11	RES-CHIP	4.7K	5%	1/10W	R590	1-216-813-11	RES-CHIP	220	5%	1/10W
R540	1-216-821-11	RES-CHIP	1K	5%	1/10W	R591	1-216-821-11	RES-CHIP	1K	5%	1/10W
R541	1-216-833-11	RES-CHIP	10K	5%	1/10W	R592	1-216-833-11	RES-CHIP	10K	5%	1/10W
R542	1-216-821-11	RES-CHIP	1K	5%	1/10W	R595	1-216-813-11	RES-CHIP	220	5%	1/10W
R543	1-216-825-11	RES-CHIP	2.2K	5%	1/10W	R596	1-216-833-11	RES-CHIP	10K	5%	1/10W
R544	1-216-829-11	RES-CHIP	4.7K	5%	1/10W	R598	1-216-833-11	RES-CHIP	10K	5%	1/10W
R545	1-216-805-11	RES-CHIP	47	5%	1/10W	R599	1-216-825-11	RES-CHIP	2.2K	5%	1/10W
R546	1-216-805-11	RES-CHIP	47	5%	1/10W	R600	1-216-825-11	RES-CHIP	2.2K	5%	1/10W
R547	1-216-829-11	RES-CHIP	4.7K	5%	1/10W	R601	1-216-813-11	RES-CHIP	220	5%	1/10W
R548	1-216-829-11	RES-CHIP	4.7K	5%	1/10W	R602	1-216-833-11	RES-CHIP	10K	5%	1/10W
R550	1-216-845-11	RES-CHIP	100K	5%	1/10W	R603	1-216-829-11	RES-CHIP	4.7K	5%	1/10W
R551	1-216-833-11	RES-CHIP	10K	5%	1/10W	R604	1-216-829-11	RES-CHIP	4.7K	5%	1/10W
R552	1-216-837-11	RES-CHIP	22K	5%	1/10W	R606	1-216-833-11	RES-CHIP	10K	5%	1/10W
R553	1-216-821-11	RES-CHIP	1K	5%	1/10W	R607	1-216-833-11	RES-CHIP	10K	5%	1/10W
R554	1-216-864-11	SHORT CHIP				R608	1-216-821-11	RES-CHIP	1K	5%	1/10W
R555	1-216-833-11	RES-CHIP	10K	5%	1/10W	R610	1-216-821-11	RES-CHIP	1K	5%	1/10W
R556	1-216-839-11	RES-CHIP	33K	5%	1/10W	R611	1-216-833-11	RES-CHIP	10K	5%	1/10W
R557	1-216-821-11	RES-CHIP	1K	5%	1/10W	R615	1-249-385-11	CARBON	2.2	5%	1/4W
R558	1-216-857-11	RES-CHIP	1M	5%	1/10W	R617	1-249-385-11	CARBON	2.2	5%	1/4W
R559	1-216-847-11	RES-CHIP	150K	5%	1/10W	R619	1-249-385-11	CARBON	2.2	5%	1/4W
R560	1-216-825-11	RES-CHIP	2.2K	5%	1/10W	R622	1-249-385-11	CARBON	2.2	5%	1/4W
R563	1-216-823-11	RES-CHIP	1.5K	5%	1/10W	R628	1-249-429-11	CARBON	10K	5%	1/4W
R564	1-216-847-11	RES-CHIP	150K	5%	1/10W	R629	1-249-429-11	CARBON	10K	5%	1/4W
R565	1-216-821-11	RES-CHIP	1K	5%	1/10W	R631	1-249-429-11	CARBON	10K	5%	1/4W
R566	1-216-864-11	SHORT CHIP				R632	1-249-429-11	CARBON	10K	5%	1/4W
R567	1-216-864-11	SHORT CHIP				R635	1-216-833-11	RES-CHIP	10K	5%	1/10W
R568	1-216-864-11	SHORT CHIP				R636	1-216-833-11	RES-CHIP	10K	5%	1/10W
R569	1-216-864-11	SHORT CHIP				R643	1-216-864-11	SHORT CHIP			
R570	1-216-833-11	RES-CHIP	10K	5%	1/10W	R644	1-216-864-11	SHORT CHIP			
R572	1-216-809-11	RES-CHIP	100	5%	1/10W	R646	1-216-864-11	SHORT CHIP			
R573	1-216-847-11	RES-CHIP	150K	5%	1/10W	R648	1-218-716-11	METAL CHIP	10K	0.5%	1/16W
R574	1-216-809-11	RES-CHIP	100	5%	1/10W	[KV-34DRC500(S)/38DRC500(S) ONLY]					

NOTE: The components identified by shading and  mark are critical for safety. Replace only with part number specified.

NOTE: Les composants identifiés par un trame et une  sont critiques pour la sécurité. Ne les remplacer que par une pièce portant le numéro spécifié.

A

REF. NO.	PART NO.	DESCRIPTION	VALUES			REF. NO.	PART NO.	DESCRIPTION	VALUES
R648	1-218-740-11	METAL CHIP [ALL EXCEPT KV-34DRC500(S)/38DRC500(S)]	100K	0.50%	1/16W	 VD501	1-803-585-11	VARISTOR [ALL EXCEPT KV-34DRC500(S)/38DRC500(S)]	ENE271D-10A
R900	1-216-864-11	SHORT CHIP				 VD501	1-803-967-11	VARISTOR [KV-34DRC500(S)/38DRC500(S) ONLY]	ENE621D-14A
R903	1-260-288-11	CARBON	0.47	5%	1/2W				
R904	1-216-393-00	METAL OXIDE	2.2	5%	3W				
R906	1-260-288-11	CARBON	0.47	5%	1/2W				
R909	1-216-843-11	RES-CHIP	68K	5%	1/10W				
R912	1-216-381-11	METAL OXIDE	0.22	5%	3W				
R915	1-215-886-11	METAL OXIDE	100	5%	2W				
R918	1-218-708-11	METAL CHIP	4.7K	0.50%	1/16W				
R921	1-218-708-11	METAL CHIP	4.7K	0.50%	1/16W				
R927	1-218-696-11	METAL CHIP	1.5K	0.50%	1/16W				
R930	1-218-708-11	METAL CHIP	4.7K	0.50%	1/16W				
R933	1-218-708-11	METAL CHIP	4.7K	0.50%	1/16W				
R939	1-216-805-11	RES-CHIP	47	5%	1/10W				
R942	1-216-429-00	METAL OXIDE	270	5%	1W				
R945	1-216-805-11	RES-CHIP	47	5%	1/10W				
R948	1-216-845-11	RES-CHIP	100K	5%	1/10W				
R949	1-218-708-11	METAL CHIP	4.7K	0.50%	1/16W				
R950	1-218-708-11	METAL CHIP	4.7K	0.50%	1/16W				
R951	1-216-845-11	RES-CHIP	100K	5%	1/10W				
R954	1-216-821-11	RES-CHIP	1K	5%	1/10W				
RELAY									
 RY501	1-755-389-11	RELAY (AC POWER)							
TRANSFORMER									
T502	1-437-697-11	TRANSFORMER, STANDBY [ALL EXCEPT KV-34DRC500(S)/38DRC500(S)]							
T502	1-437-742-11	TRANSFORMER, STANDBY [KV-34DRC500(S)/38DRC500(S) ONLY]							
THERMISTOR									
 TH501	1-803-540-11	THERMISTOR, POSITIVE [KV-34DRC500(S)/38DRC500(S) ONLY]							
 TH501	1-803-970-11	THERMISTOR, POSITIVE [ALL EXCEPT KV-34DRC500(S)/38DRC500(S)]							
TUNER									
TU501	8-598-594-20	TUNER, FSS	BTF-FA421						
TU502	8-598-593-40	TUNER, FSS	BTF-WA421						
VARISTOR									

COMMON PARTS LIST



The B board is **not** field repairable. If service is required, use the following part number to order a complete replacement board. Data is provided for reference only.

- * **A-1300-325-A B BOARD, COMPLETE**
[KV-32HS500/34DRC500/36HS500/38DRC500 ONLY]
* **A-1300-327-A B BOARD, COMPLETE**
[KV-32HV600/34XBR800/36XBR800/40XBR800/42DRC800(N) ONLY]

CAPACITOR

C2801	1-117-681-11	ELECT	100μF	20%	16V
C2802	1-164-156-11	CERAMIC CHIP	0.1μF		25V
C2804	1-162-923-11	CERAMIC CHIP	47pF	5%	50V
C2805	1-162-970-11	CERAMIC CHIP	0.01μF	10%	25V
C2806	1-125-891-11	CERAMIC CHIP	0.47μF	10%	10V
C2808	1-128-996-11	ELECT	4.7μF	20%	50V
C2809	1-117-681-11	ELECT	100μF	20%	16V
C2810	1-107-826-11	CERAMIC CHIP	0.1μF	10%	16V
C2811	1-164-156-11	CERAMIC CHIP	0.1μF		25V
C2812	1-125-891-11	CERAMIC CHIP	0.47μF	10%	10V
C2813	1-107-826-11	CERAMIC CHIP	0.1μF	10%	16V
C2814	1-107-826-11	CERAMIC CHIP	0.1μF	10%	16V
C2815	1-107-826-11	CERAMIC CHIP	0.1μF	10%	16V
C2816	1-107-826-11	CERAMIC CHIP	0.1μF	10%	16V
C2817	1-107-826-11	CERAMIC CHIP	0.1μF	10%	16V
C2818	1-162-964-11	CERAMIC CHIP	0.001μF	10%	50V
C2819	1-107-826-11	CERAMIC CHIP	0.1μF	10%	16V
C2820	1-162-970-11	CERAMIC CHIP	0.01μF	10%	25V
C2821	1-107-826-11	CERAMIC CHIP	0.1μF	10%	16V
C2822	1-107-826-11	CERAMIC CHIP	0.1μF	10%	16V
C2823	1-117-681-11	ELECT	100μF	20%	16V
C2824	1-117-681-11	ELECT	100μF	20%	16V
C2825	1-162-964-11	CERAMIC CHIP	0.001μF	10%	50V
C2826	1-164-156-11	CERAMIC CHIP	0.1μF		25V
C2827	1-164-156-11	CERAMIC CHIP	0.1μF		25V
C2828	1-110-563-11	CERAMIC CHIP	0.068μF	10%	16V
C2829	1-162-968-11	CERAMIC CHIP	0.0047μF	10%	50V
C2830	1-128-996-11	ELECT	4.7μF	20%	50V
C2831	1-117-681-11	ELECT	100μF	20%	16V
C2833	1-127-715-91	CERAMIC CHIP	0.22μF	10%	16V
C2834	1-125-891-11	CERAMIC CHIP	0.47μF	10%	10V
C2835	1-162-970-11	CERAMIC CHIP	0.01μF	10%	25V

C2836	1-164-156-11	CERAMIC CHIP	0.1μF		25V
C2837	1-117-681-11	ELECT	100μF	20%	16V
C2840	1-107-826-11	CERAMIC CHIP	0.1μF	10%	16V
C2841	1-107-826-11	CERAMIC CHIP	0.1μF	10%	16V
C2842	1-117-681-11	ELECT	100μF	20%	16V
C2843	1-164-156-11	CERAMIC CHIP	0.1μF		25V
C2844	1-117-681-11	ELECT	100μF	20%	16V
C2845	1-117-681-11	ELECT	100μF	20%	16V
C2846	1-107-826-11	CERAMIC CHIP	0.1μF	10%	16V
C2847	1-127-715-91	CERAMIC CHIP	0.22μF	10%	16V
C2849	1-162-966-11	CERAMIC CHIP	0.0022μF	10%	50V
C2850	1-117-681-11	ELECT	100μF	20%	16V
C2851	1-164-156-11	CERAMIC CHIP	0.1μF		25V
C3001	VARIANT (SEE VARIANT PARTS LIST)				
C3002	VARIANT (SEE VARIANT PARTS LIST)				
C3003	VARIANT (SEE VARIANT PARTS LIST)				
C3005	1-126-204-11	ELECT	47μF	20%	16V
C3006	1-162-970-11	CERAMIC CHIP	0.01μF	10%	25V
C3008	1-126-204-11	ELECT	47μF	20%	16V
C3009	1-162-970-11	CERAMIC CHIP	0.01μF	10%	25V
C3011	1-164-156-11	CERAMIC CHIP	0.1μF		25V
C3012	1-164-156-11	CERAMIC CHIP	0.1μF		25V
C3013	1-128-391-11	ELECT	330μF	20%	6.3V
C3014	1-128-391-11	ELECT	330μF	20%	6.3V
C3015	1-164-156-11	CERAMIC CHIP	0.1μF		25V
C3016	1-164-156-11	CERAMIC CHIP	0.1μF		25V
C3017	1-125-837-91	CERAMIC CHIP	1μF	10%	6.3V
C3018	1-164-156-11	CERAMIC CHIP	0.1μF		25V
C3019	1-164-156-11	CERAMIC CHIP	0.1μF		25V
C3020	1-107-826-11	CERAMIC CHIP	0.1μF	10%	16V
C3021	1-164-156-11	CERAMIC CHIP	0.1μF		25V
C3023	1-125-837-91	CERAMIC CHIP	1μF	10%	6.3V
C3024	1-125-837-91	CERAMIC CHIP	1μF	10%	6.3V
C3025	1-164-156-11	CERAMIC CHIP	0.1μF		25V
C3026	1-164-156-11	CERAMIC CHIP	0.1μF		25V
C3027	1-164-156-11	CERAMIC CHIP	0.1μF		25V
C3028	1-164-156-11	CERAMIC CHIP	0.1μF		25V
C3029	1-164-156-11	CERAMIC CHIP	0.1μF		25V
C3030	1-164-156-11	CERAMIC CHIP	0.1μF		25V
C3031	1-164-156-11	CERAMIC CHIP	0.1μF		25V
C3032	1-164-156-11	CERAMIC CHIP	0.1μF		25V
C3033	1-109-982-11	CERAMIC CHIP	1μF	10%	10V
C3034	1-162-970-11	CERAMIC CHIP	0.01μF	10%	25V
C3035	1-162-970-11	CERAMIC CHIP	0.01μF	10%	25V

COMMON PARTS LIST



REF. NO.	PART NO.	DESCRIPTION	VALUES			REF. NO.	PART NO.	DESCRIPTION	VALUES		
C3036	1-107-826-11	CERAMIC CHIP	0.1μF	10%	16V	C3350	1-164-156-11	CERAMIC CHIP	0.1μF		25V
C3037	1-107-826-11	CERAMIC CHIP	0.1μF	10%	16V	C3351	1-164-156-11	CERAMIC CHIP	0.1μF		25V
C3038	1-162-970-11	CERAMIC CHIP	0.01μF	10%	25V	C3357	1-164-156-11	CERAMIC CHIP	0.1μF		25V
C3040	1-107-826-11	CERAMIC CHIP	0.1μF	10%	16V	C3358	1-164-156-11	CERAMIC CHIP	0.1μF		25V
C3042	1-128-391-11	ELECT	330μF	20%	6.3V	C3359	1-126-204-11	ELECT	47μF	20%	16V
C3044	1-164-156-11	CERAMIC CHIP	0.1μF		25V	C3360	1-164-156-11	CERAMIC CHIP	0.1μF		25V
C3046	1-162-970-11	CERAMIC CHIP	0.01μF	10%	25V	C3363	1-126-204-11	ELECT	47μF	20%	16V
C3047	1-126-204-11	ELECT	47μF	20%	16V	C3364	1-164-156-11	CERAMIC CHIP	0.1μF		25V
C3048	1-162-970-11	CERAMIC CHIP	0.01μF	10%	25V	C3365	1-164-156-11	CERAMIC CHIP	0.1μF		25V
C3049	1-107-826-11	CERAMIC CHIP	0.1μF	10%	16V	C3366	1-164-156-11	CERAMIC CHIP	0.1μF		25V
C3089	1-162-970-11	CERAMIC CHIP	0.01μF	10%	25V	C3367	1-164-156-11	CERAMIC CHIP	0.1μF		25V
C3090	1-126-204-11	ELECT	47μF	20%	16V	C3368	1-164-156-11	CERAMIC CHIP	0.1μF		25V
C3095	1-128-359-21	ELECT	100μF	20%	10V	C3369	1-164-156-11	CERAMIC CHIP	0.1μF		25V
C3096	1-162-970-11	CERAMIC CHIP	0.01μF	10%	25V	C3370	1-164-156-11	CERAMIC CHIP	0.1μF		25V
C3097	1-128-359-11	ELECT	100μF	20%	10V	C3371	1-164-156-11	CERAMIC CHIP	0.1μF		25V
C3098	1-162-970-11	CERAMIC CHIP	0.01μF	10%	25V	C3372	1-164-156-11	CERAMIC CHIP	0.1μF		25V
C3101	VARIANT (SEE VARIANT PARTS LIST)					C3374	1-164-156-11	CERAMIC CHIP	0.1μF		25V
C3102	VARIANT (SEE VARIANT PARTS LIST)					C3375	1-127-760-11	CERAMIC CHIP	4.7μF	10%	6.3V
C3103	1-107-826-11	CERAMIC CHIP	0.1μF	10%	16V	C3376	1-164-156-11	CERAMIC CHIP	0.1μF		25V
C3301	1-164-156-11	CERAMIC CHIP	0.1μF		25V	C3377	1-162-970-11	CERAMIC CHIP	0.01μF	10%	25V
C3302	1-164-156-11	CERAMIC CHIP	0.1μF		25V	C3378	1-126-204-11	ELECT	47μF	20%	16V
C3303	1-126-206-11	ELECT	100μF	20%	6.3V	C3379	1-164-156-11	CERAMIC CHIP	0.1μF		25V
C3304	1-164-156-11	CERAMIC CHIP	0.1μF		25V	C3401	1-164-156-11	CERAMIC CHIP	0.1μF		25V
C3305	1-164-156-11	CERAMIC CHIP	0.1μF		25V	C3402	1-124-779-00	ELECT	10μF	20%	16V
C3307	1-164-156-11	CERAMIC CHIP	0.1μF		25V	C3403	1-164-156-11	CERAMIC CHIP	0.1μF		25V
C3308	1-164-156-11	CERAMIC CHIP	0.1μF		25V	C3404	1-126-206-11	ELECT	100μF	20%	6.3V
C3309	1-126-206-11	ELECT	100μF	20%	6.3V	C3405	1-126-206-11	ELECT	100μF	20%	6.3V
C3313	1-164-156-11	CERAMIC CHIP	0.1μF		25V	C3406	1-107-826-11	CERAMIC CHIP	0.1μF	10%	16V
C3314	1-164-156-11	CERAMIC CHIP	0.1μF		25V	C3407	1-107-826-11	CERAMIC CHIP	0.1μF	10%	16V
C3315	1-164-156-11	CERAMIC CHIP	0.1μF		25V	C3408	1-126-206-11	ELECT	100μF	20%	6.3V
C3316	1-164-156-11	CERAMIC CHIP	0.1μF		25V	C3409	1-164-156-11	CERAMIC CHIP	0.1μF		25V
C3317	1-164-156-11	CERAMIC CHIP	0.1μF		25V	C3410	1-164-156-11	CERAMIC CHIP	0.1μF		25V
C3318	1-164-156-11	CERAMIC CHIP	0.1μF		25V	C3411	1-164-156-11	CERAMIC CHIP	0.1μF		25V
C3319	1-164-156-11	CERAMIC CHIP	0.1μF		25V	C3412	1-164-156-11	CERAMIC CHIP	0.1μF		25V
C3325	1-164-156-11	CERAMIC CHIP	0.1μF		25V	C3413	1-164-156-11	CERAMIC CHIP	0.1μF		25V
C3326	1-164-156-11	CERAMIC CHIP	0.1μF		25V	C3414	1-164-156-11	CERAMIC CHIP	0.1μF		25V
C3329	1-107-826-11	CERAMIC CHIP	0.1μF	10%	16V	C3415	VARIANT (SEE VARIANT PARTS LIST)				
C3333	1-164-156-11	CERAMIC CHIP	0.1μF		25V	C3416	VARIANT (SEE VARIANT PARTS LIST)				
C3334	1-107-826-11	CERAMIC CHIP	0.1μF	10%	16V	C3417	1-164-156-11	CERAMIC CHIP	0.1μF		25V
C3335	1-164-156-11	CERAMIC CHIP	0.1μF		25V	C3418	1-107-826-11	CERAMIC CHIP	0.1μF	10%	16V
C3337	1-107-826-11	CERAMIC CHIP	0.1μF	10%	16V	C3419	VARIANT (SEE VARIANT PARTS LIST)				
C3341	1-164-156-11	CERAMIC CHIP	0.1μF		25V	C3420	VARIANT (SEE VARIANT PARTS LIST)				
C3343	1-164-156-11	CERAMIC CHIP	0.1μF		25V	C3421	VARIANT (SEE VARIANT PARTS LIST)				
C3349	1-164-156-11	CERAMIC CHIP	0.1μF		25V	C3422	VARIANT (SEE VARIANT PARTS LIST)				

COMMON PARTS LIST



REF. NO.	PART NO.	DESCRIPTION	VALUES			REF. NO.	PART NO.	DESCRIPTION	VALUES		
C3423	VARIANT (SEE VARIANT PARTS LIST)					C3473	1-164-156-11	CERAMIC CHIP	0.1μF		25V
C3424	1-164-156-11	CERAMIC CHIP	0.1μF		25V	C3474	1-124-779-00	ELECT	10μF	20%	16V
C3425	VARIANT (SEE VARIANT PARTS LIST)					C3475	1-164-156-11	CERAMIC CHIP	0.1μF		25V
C3426	1-164-156-11	CERAMIC CHIP	0.1μF		25V	C3476	1-124-779-00	ELECT	10μF	20%	16V
C3428	1-107-826-11	CERAMIC CHIP	0.1μF	10%	16V	C3477	1-164-156-11	CERAMIC CHIP	0.1μF		25V
C3429	VARIANT (SEE VARIANT PARTS LIST)					C3478	1-126-204-11	ELECT	47μF	20%	16V
C3430	VARIANT (SEE VARIANT PARTS LIST)					C3479	1-124-779-00	ELECT	10μF	20%	16V
C3431	1-126-204-11	ELECT	47μF	20%	16V	C3480	1-164-156-11	CERAMIC CHIP	0.1μF		25V
C3432	VARIANT (SEE VARIANT PARTS LIST)					C3481	1-117-681-11	ELECT	100μF	20%	16V
C3433	VARIANT (SEE VARIANT PARTS LIST)					C3482	1-117-681-11	ELECT	100μF	20%	16V
C3434	VARIANT (SEE VARIANT PARTS LIST)					C3483	1-117-681-11	ELECT	100μF	20%	16V
C3435	1-164-156-11	CERAMIC CHIP	0.1μF		25V	C3484	1-125-837-91	CERAMIC CHIP	1μF	10%	6.3V
C3436	1-107-826-11	CERAMIC CHIP	0.1μF	10%	16V	C3485	1-164-156-11	CERAMIC CHIP	0.1μF		25V
C3437	VARIANT (SEE VARIANT PARTS LIST)					C3486	1-164-156-11	CERAMIC CHIP	0.1μF		25V
C3438	VARIANT (SEE VARIANT PARTS LIST)					C3487	1-164-156-11	CERAMIC CHIP	0.1μF		25V
C3439	1-164-156-11	CERAMIC CHIP	0.1μF		25V	C3488	1-124-779-00	ELECT	10μF	20%	16V
C3440	1-162-916-11	CERAMIC CHIP	12pF	5%	50V	C3489	1-164-156-11	CERAMIC CHIP	0.1μF		25V
C3441	1-162-916-11	CERAMIC CHIP	12pF	5%	50V	C3490	1-124-779-00	ELECT	10μF	20%	16V
C3442	1-124-779-00	ELECT	10μF	20%	16V	C3491	1-126-204-11	ELECT	47μF	20%	16V
C3443	VARIANT (SEE VARIANT PARTS LIST)					C3492	1-164-156-11	CERAMIC CHIP	0.1μF		25V
C3444	1-164-156-11	CERAMIC CHIP	0.1μF		25V	C3493	1-126-204-11	ELECT	47μF	20%	16V
C3445	VARIANT (SEE VARIANT PARTS LIST)					C3494	1-164-156-11	CERAMIC CHIP	0.1μF		25V
C3446	1-107-826-11	CERAMIC CHIP	0.1μF	10%	16V	C3495	1-124-779-00	ELECT	10μF	20%	16V
C3447	VARIANT (SEE VARIANT PARTS LIST)					C3496	1-164-156-11	CERAMIC CHIP	0.1μF		25V
C3448	VARIANT (SEE VARIANT PARTS LIST)					C3499	1-162-970-11	CERAMIC CHIP	0.01μF	10%	25V
C3449	1-107-826-11	CERAMIC CHIP	0.1μF	10%	16V	C3500	1-117-681-11	ELECT	100μF	20%	16V
C3450	1-164-156-11	CERAMIC CHIP	0.1μF		25V	C3501	1-164-156-11	CERAMIC CHIP	0.1μF		25V
C3452	1-164-156-11	CERAMIC CHIP	0.1μF		25V	C3601	1-164-156-11	CERAMIC CHIP	0.1μF		25V
C3453	VARIANT (SEE VARIANT PARTS LIST)					C3602	1-164-156-11	CERAMIC CHIP	0.1μF		25V
C3454	VARIANT (SEE VARIANT PARTS LIST)					C3604	1-124-779-00	ELECT	10μF	20%	16V
C3455	VARIANT (SEE VARIANT PARTS LIST)					C3605	1-162-970-11	CERAMIC CHIP	0.01μF	10%	25V
C3456	VARIANT (SEE VARIANT PARTS LIST)					C3606	1-164-156-11	CERAMIC CHIP	0.1μF		25V
C3457	VARIANT (SEE VARIANT PARTS LIST)					C3607	1-162-970-11	CERAMIC CHIP	0.01μF	10%	25V
C3458	VARIANT (SEE VARIANT PARTS LIST)					C3608	1-164-156-11	CERAMIC CHIP	0.1μF		25V
C3460	1-162-923-11	CERAMIC CHIP	47pF	5%	50V	C3610	1-164-156-11	CERAMIC CHIP	0.1μF		25V
C3462	1-164-156-11	CERAMIC CHIP	0.1μF		25V	C3611	1-164-156-11	CERAMIC CHIP	0.1μF		25V
C3463	1-164-156-11	CERAMIC CHIP	0.1μF		25V	C3612	VARIANT (SEE VARIANT PARTS LIST)				
C3464	1-164-156-11	CERAMIC CHIP	0.1μF		25V	C3613	1-126-206-11	ELECT	100μF	20%	6.3V
C3465	1-164-156-11	CERAMIC CHIP	0.1μF		25V	C3614	1-164-156-11	CERAMIC CHIP	0.1μF		25V
C3466	1-164-156-11	CERAMIC CHIP	0.1μF		25V	C3615	1-124-779-00	ELECT	10μF	20%	16V
C3467	1-164-156-11	CERAMIC CHIP	0.1μF		25V	C3617	1-162-970-11	CERAMIC CHIP	0.01μF	10%	25V
C3468	1-126-206-11	ELECT	100μF	20%	6.3V	C3618	1-127-760-11	CERAMIC CHIP	4.7μF	10%	6.3V
C3469	1-164-156-11	CERAMIC CHIP	0.1μF		25V	C3619	1-126-206-11	ELECT	100μF	20%	6.3V
C3470	1-126-206-11	ELECT	100μF	20%	6.3V	C3620	1-107-826-11	CERAMIC CHIP	0.1μF	10%	16V

COMMON PARTS LIST



REF. NO.	PART NO.	DESCRIPTION	VALUES			REF. NO.	PART NO.	DESCRIPTION	VALUES		
C3622	1-164-156-11	CERAMIC CHIP	0.1μF	25V		C8643	VARIANT (SEE VARIANT PARTS LIST)				
C3623	1-164-156-11	CERAMIC CHIP	0.1μF	25V		C8644	VARIANT (SEE VARIANT PARTS LIST)				
C3624	1-164-156-11	CERAMIC CHIP	0.1μF	25V		C8645	VARIANT (SEE VARIANT PARTS LIST)				
C3625	VARIANT (SEE VARIANT PARTS LIST)					C8646	VARIANT (SEE VARIANT PARTS LIST)				
C3626	1-164-156-91	CERAMIC CHIP	0.1μF	25V		C8647	VARIANT (SEE VARIANT PARTS LIST)				
C3627	1-164-156-91	CERAMIC CHIP	0.1μF	25V		C8648	VARIANT (SEE VARIANT PARTS LIST)				
C3628	1-164-156-91	CERAMIC CHIP	0.1μF	25V		C8649	VARIANT (SEE VARIANT PARTS LIST)				
C3629	1-126-394-21	ELECT	10μF	20%	16V	C8650	VARIANT (SEE VARIANT PARTS LIST)				
C3630	1-126-394-21	ELECT	10μF	20%	16V	C8651	VARIANT (SEE VARIANT PARTS LIST)				
C3906	1-126-204-11	ELECT	47μF	20%	16V	C8652	VARIANT (SEE VARIANT PARTS LIST)				
C3912	1-126-206-11	ELECT	100μF	20%	6.3V	C8653	VARIANT (SEE VARIANT PARTS LIST)				
C8601	VARIANT (SEE VARIANT PARTS LIST)					C8654	VARIANT (SEE VARIANT PARTS LIST)				
C8602	VARIANT (SEE VARIANT PARTS LIST)					C8655	VARIANT (SEE VARIANT PARTS LIST)				
C8603	VARIANT (SEE VARIANT PARTS LIST)					C8656	VARIANT (SEE VARIANT PARTS LIST)				
C8604	VARIANT (SEE VARIANT PARTS LIST)					C8657	VARIANT (SEE VARIANT PARTS LIST)				
C8605	VARIANT (SEE VARIANT PARTS LIST)					CONNECTOR					
C8606	VARIANT (SEE VARIANT PARTS LIST)					* CN2803	1-564-508-11	PLUG,CONNECTOR	5P		
C8607	VARIANT (SEE VARIANT PARTS LIST)					CN2805	1-764-334-11	PLUG,CONNECTOR	11P		
C8608	VARIANT (SEE VARIANT PARTS LIST)					* CN3602	1-793-141-21	PIN,CONNECTOR (PC BOARD)	15P		
C8609	VARIANT (SEE VARIANT PARTS LIST)					* CN3603	1-815-177-12	PIN,CONNECTOR(WITH SHIELD)	22P		
C8610	VARIANT (SEE VARIANT PARTS LIST)					DIODE					
C8611	VARIANT (SEE VARIANT PARTS LIST)					D2803	8-719-404-50	DIODE MA111-TX			
C8612	VARIANT (SEE VARIANT PARTS LIST)					D2806	8-719-069-55	DIODE UDZSTE-175.6B			
C8613	VARIANT (SEE VARIANT PARTS LIST)					D3001	8-719-404-50	DIODE MA111-TX			
C8615	VARIANT (SEE VARIANT PARTS LIST)					D3002	8-719-083-58	DIODE UDZSTE-173.9B			
C8617	VARIANT (SEE VARIANT PARTS LIST)					D3089	8-719-800-76	DIODE MA153-TX			
C8621	VARIANT (SEE VARIANT PARTS LIST)					D3090	8-719-800-76	DIODE MA153-TX			
C8622	VARIANT (SEE VARIANT PARTS LIST)					D3309	VARIANT (SEE VARIANT PARTS LIST)				
C8623	VARIANT (SEE VARIANT PARTS LIST)					D3310	VARIANT (SEE VARIANT PARTS LIST)				
C8624	VARIANT (SEE VARIANT PARTS LIST)					D3401	8-719-914-43	DIODE DAN202K-T-146			
C8625	VARIANT (SEE VARIANT PARTS LIST)					D3402	8-719-914-44	DIODE DAP202K-T-146			
C8630	VARIANT (SEE VARIANT PARTS LIST)					D3403	8-719-978-33	DIODE UDZSTE-176.8B			
C8631	VARIANT (SEE VARIANT PARTS LIST)					D3404	8-719-404-50	DIODE MA111-TX			
C8632	VARIANT (SEE VARIANT PARTS LIST)					D3601	8-719-800-76	DIODE MA153-TX			
C8633	VARIANT (SEE VARIANT PARTS LIST)					D3603	8-719-083-58	DIODE UDZSTE-173.9B			
C8634	VARIANT (SEE VARIANT PARTS LIST)					FERRITE BEAD					
C8635	VARIANT (SEE VARIANT PARTS LIST)					FB3001	1-500-451-11	FERRITE	0μH		
C8636	VARIANT (SEE VARIANT PARTS LIST)					FB3002	1-216-864-11	SHORT CHIP			
C8637	VARIANT (SEE VARIANT PARTS LIST)					FB3301	VARIANT (SEE VARIANT PARTS LIST)				
C8638	VARIANT (SEE VARIANT PARTS LIST)					FB3302	VARIANT (SEE VARIANT PARTS LIST)				
C8639	VARIANT (SEE VARIANT PARTS LIST)					FB3303	1-216-809-11	RES-CHIP	100	5%	1/10W
C8640	VARIANT (SEE VARIANT PARTS LIST)										
C8641	VARIANT (SEE VARIANT PARTS LIST)										
C8642	VARIANT (SEE VARIANT PARTS LIST)										

COMMON PARTS LIST



REF. NO.	PART NO.	DESCRIPTION	VALUES	REF. NO.	PART NO.	DESCRIPTION	VALUES
FB3304	1-469-110-21	FERRITE	0μH	IC3402	8-759-677-37	IC MT48LC2M32B2TG-7	
FB3401	1-414-235-22	FERRITE	0μH	IC3403	8-759-460-29	IC PST9120NL	
FB3402	1-414-235-22	FERRITE	0μH	IC3404	VARIANT (SEE VARIANT PARTS LIST)		
FB3403	1-216-864-11	SHORT CHIP		IC3405	VARIANT (SEE VARIANT PARTS LIST)		
FB3601	1-414-228-11	FERRITE	0μH	IC3406	VARIANT (SEE VARIANT PARTS LIST)		
FB3602	1-414-228-11	FERRITE	0μH	IC3407	VARIANT (SEE VARIANT PARTS LIST)		
FB3603	1-216-864-11	SHORT CHIP		IC3408	8-759-672-57	IC CXD9509AQ	
FB3604	1-216-864-11	SHORT CHIP		IC3409	8-759-833-72	IC NJM2870F25-TE2	
FB3605	1-216-864-11	SHORT CHIP		IC3410	8-752-409-20	IC CXD2309AQ	
FB3606	1-216-864-11	SHORT CHIP		IC3411	8-759-082-57	IC TC7W04FU(TE12R)	
FB3607	1-216-864-11	SHORT CHIP		IC3413	6-700-205-01	IC TC74LVX157FT(EL)	
FB3608	1-469-568-21	FERRITE	0μH	IC3414	8-759-548-56	IC M52055FP	
FB3609	1-414-921-11	FERRITE	0μH	IC3601	8-759-592-50	IC TC7SZ126FU(TE85R)	
FB3610	1-414-921-11	FERRITE	0μH	IC3602	8-759-592-49	IC TC7SZ125FU(TE85R)	
FB3611	1-414-921-11	FERRITE	0μH	IC3603	8-759-639-85	IC SN65LVDS31DR	
FB3612	1-414-921-11	FERRITE	0μH	IC3604	6-701-762-11	IC DS90LV028ATMX	
FB3623	VARIANT (SEE VARIANT PARTS LIST)			IC3605	8-759-698-08	IC SN74CBTLV1G125DCKR	
FB3624	VARIANT (SEE VARIANT PARTS LIST)			IC3606	VARIANT (SEE VARIANT PARTS LIST)		
<u>FILTER</u>				IC3607	VARIANT (SEE VARIANT PARTS LIST)		
FL3001	1-234-177-21	FERRITE	0μH	IC3608	8-759-669-75	IC TLC2932IPWR	
FL3002	1-234-177-21	FERRITE	0μH	IC3609	8-759-828-44	IC NJM2870F33(TE2)	
FL3003	VARIANT (SEE VARIANT PARTS LIST)			IC8601	VARIANT (SEE VARIANT PARTS LIST)		
FL3301	1-234-558-21	FILTER, LOW PASS		<u>COIL</u>			
FL3302	1-234-557-21	FILTER, LOW PASS		L2801	1-469-555-21	INDUCTOR	10μH
FL3303	1-234-557-21	FILTER, LOW PASS		L2803	1-469-555-21	INDUCTOR	10μH
FL3401	1-781-923-21	FILTER, LOW PASS (SMD)		L2804	1-469-555-21	INDUCTOR	10μH
FL3602	1-234-494-21	FILTER, EMI REMOVAL (SMD)		L2805	1-469-555-21	INDUCTOR	10μH
FL8601	VARIANT (SEE VARIANT PARTS LIST)			L2806	1-469-555-21	INDUCTOR	10μH
FL8602	VARIANT (SEE VARIANT PARTS LIST)			L2807	1-469-555-21	INDUCTOR	10μH
FL8603	VARIANT (SEE VARIANT PARTS LIST)			L2811	1-469-555-21	INDUCTOR	10μH
<u>IC</u>				L3001	1-216-295-91	SHORT CHIP	
IC2801	8-752-102-68	IC CXA2170Q		L3004	1-412-026-11	INDUCTOR	1μH
IC3002	8-759-583-47	IC UPC2933T-E1		L3005	1-412-026-11	INDUCTOR	1μH
IC3003	6-701-892-01	IC TC90A90F(BH,DRY)		L3007	1-469-555-21	INDUCTOR	10μH
IC3004	8-759-642-22	IC UPC29M05T-E2		L3009	1-469-555-21	INDUCTOR	10μH
IC3089	8-759-682-41	IC M24C32-WMN6T(A)		L3010	1-469-555-21	INDUCTOR	10μH
IC3090	6-801-376-01	IC MB94918RpF-G-147-BND		L3011	1-469-555-21	INDUCTOR	10μH
IC3091	8-759-352-91	IC PST9143NL		L3102	VARIANT (SEE VARIANT PARTS LIST)		
IC3301	8-759-663-74	IC HY57V161610DTC-7TR		L3089	1-414-233-22	FERRITE	0μH
IC3302	6-700-398-01	IC UPC2918T-E1		L3304	1-469-555-21	INDUCTOR	10μH
IC3303	VARIANT (SEE VARIANT PARTS LIST)			L3310	1-469-561-21	INDUCTOR	100μH
IC3306	8-759-669-78	IC TLC2933IPWR-12		L3311	1-469-561-21	INDUCTOR	100μH
IC3401	6-700-399-01	IC UPC2925T-E1		L3402	1-412-052-21	INDUCTOR	1μH

COMMON PARTS LIST



REF. NO.	PART NO.	DESCRIPTION	VALUES	REF. NO.	PART NO.	DESCRIPTION	VALUES
L3403	VARIANT (SEE VARIANT PARTS LIST)			Q3008	8-729-422-27	TRANSISTOR 2SD601A-QRS-TX	
L3404	VARIANT (SEE VARIANT PARTS LIST)			Q3009	8-729-422-27	TRANSISTOR 2SD601A-QRS-TX	
L3405	1-469-555-21	INDUCTOR	10μH	Q3089	8-729-424-02	TRANSISTOR 2SB709A-QRS-TX	
L3406	1-469-555-21	INDUCTOR	10μH	Q3090	8-729-424-02	TRANSISTOR 2SB709A-QRS-TX	
L3407	1-469-555-21	INDUCTOR	10μH	Q3092	8-729-422-27	TRANSISTOR 2SD601A-QRS-TX	
L3409	VARIANT (SEE VARIANT PARTS LIST)			Q3093	8-729-422-27	TRANSISTOR 2SD601A-QRS-TX	
L3411	1-412-058-11	INDUCTOR	10μH	Q3302	8-729-422-27	TRANSISTOR 2SD601A-QRS-TX	
L3412	1-469-555-21	INDUCTOR	10μH	Q3303	8-729-422-27	TRANSISTOR 2SD601A-QRS-TX	
L3413	1-469-555-21	INDUCTOR	10μH	Q3305	8-729-424-02	TRANSISTOR 2SB709A-QRS-TX	
L3414	1-469-555-21	INDUCTOR	10μH	Q3306	8-729-424-02	TRANSISTOR 2SB709A-QRS-TX	
L3416	1-469-555-21	INDUCTOR	10μH	Q3307	8-729-422-27	TRANSISTOR 2SD601A-QRS-TX	
L3418	1-469-555-21	INDUCTOR	10μH	Q3308	8-729-424-02	TRANSISTOR 2SB709A-QRS-TX	
L3601	1-419-370-21	INDUCTOR	0μH	Q3309	8-729-422-27	TRANSISTOR 2SD601A-QRS-TX	
L3602	1-419-370-21	INDUCTOR	0μH	Q3310	8-729-424-02	TRANSISTOR 2SB709A-QRS-TX	
L3603	1-419-370-21	INDUCTOR	0μH	Q3311	8-729-422-27	TRANSISTOR 2SD601A-QRS-TX	
L3604	1-419-370-21	INDUCTOR	0μH	Q3401	8-729-422-27	TRANSISTOR 2SD601A-QRS-TX	
L3605	1-419-370-21	INDUCTOR	0μH	Q3402	8-729-028-28	TRANSISTOR 2SK2036(TE85L)	
L3903	1-412-052-21	INDUCTOR	1μH	Q3403	VARIANT (SEE VARIANT PARTS LIST)		
L8601	VARIANT (SEE VARIANT PARTS LIST)			Q3404	8-729-028-28	TRANSISTOR 2SK2036(TE85L)	
L8602	VARIANT (SEE VARIANT PARTS LIST)			Q3405	VARIANT (SEE VARIANT PARTS LIST)		
L8603	VARIANT (SEE VARIANT PARTS LIST)			Q3406	VARIANT (SEE VARIANT PARTS LIST)		
L8604	VARIANT (SEE VARIANT PARTS LIST)			Q3407	VARIANT (SEE VARIANT PARTS LIST)		
	TRANSISTOR			Q3408	VARIANT (SEE VARIANT PARTS LIST)		
Q2801	8-729-122-63	TRANSISTOR 2SA1226-T1E4		Q3409	VARIANT (SEE VARIANT PARTS LIST)		
Q2802	8-729-424-02	TRANSISTOR 2SB709A-QRS-TX		Q3410	8-729-424-02	TRANSISTOR 2SB709A-QRS-TX	
Q2803	8-729-424-02	TRANSISTOR 2SB709A-QRS-TX		Q3411	8-729-424-02	TRANSISTOR 2SB709A-QRS-TX	
Q2804	8-729-422-27	TRANSISTOR 2SD601A-QRS-TX		Q3412	8-729-424-02	TRANSISTOR 2SB709A-QRS-TX	
Q2805	8-729-424-02	TRANSISTOR 2SB709A-QRS-TX		Q3413	8-729-424-02	TRANSISTOR 2SB709A-QRS-TX	
Q2806	8-729-422-27	TRANSISTOR 2SD601A-QRS-TX		Q3414	8-729-424-02	TRANSISTOR 2SB709A-QRS-TX	
Q2807	8-729-422-27	TRANSISTOR 2SD601A-QRS-TX		Q3415	8-729-424-02	TRANSISTOR 2SB709A-QRS-TX	
Q2811	8-729-122-63	TRANSISTOR 2SA1226-T1E4		Q3416	8-729-422-27	TRANSISTOR 2SD601A-QRS-TX	
Q2812	8-729-122-63	TRANSISTOR 2SA1226-T1E4		Q3601	8-729-422-27	TRANSISTOR 2SD601A-QRS-TX	
Q2813	8-729-122-63	TRANSISTOR 2SA1226-T1E4		Q3906	VARIANT (SEE VARIANT PARTS LIST)		
Q2818	8-729-422-27	TRANSISTOR 2SD601A-QRS-TX		Q3907	VARIANT (SEE VARIANT PARTS LIST)		
Q2819	VARIANT (SEE VARIANT PARTS LIST)			Q8601	VARIANT (SEE VARIANT PARTS LIST)		
Q2820	VARIANT (SEE VARIANT PARTS LIST)			Q8602	VARIANT (SEE VARIANT PARTS LIST)		
Q2821	VARIANT (SEE VARIANT PARTS LIST)			Q8603	VARIANT (SEE VARIANT PARTS LIST)		
Q2822	8-729-422-27	TRANSISTOR 2SD601A-QRS-TX		Q8604	VARIANT (SEE VARIANT PARTS LIST)		
Q2823	8-729-422-27	TRANSISTOR 2SD601A-QRS-TX		Q8605	VARIANT (SEE VARIANT PARTS LIST)		
Q3003	8-729-422-27	TRANSISTOR 2SD601A-QRS-TX		Q8606	VARIANT (SEE VARIANT PARTS LIST)		
Q3005	8-729-422-27	TRANSISTOR 2SD601A-QRS-TX		Q8607	VARIANT (SEE VARIANT PARTS LIST)		
Q3006	8-729-422-27	TRANSISTOR 2SD601A-QRS-TX		Q8608	VARIANT (SEE VARIANT PARTS LIST)		
Q3007	8-729-422-27	TRANSISTOR 2SD601A-QRS-TX		Q8609	VARIANT (SEE VARIANT PARTS LIST)		

COMMON PARTS LIST



REF. NO.	PART NO.	DESCRIPTION	VALUES			REF. NO.	PART NO.	DESCRIPTION	VALUES		
RESISTOR						R2846	1-216-827-11	RES-CHIP	3.3K	5%	1/10W
R2801	1-218-867-11	RES-CHIP	6.8K	5%	1/10W	R2847	1-216-809-11	RES-CHIP	100	5%	1/10W
R2803	1-216-829-11	RES-CHIP	4.7K	5%	1/10W	R2848	1-216-825-11	RES-CHIP	2.2K	5%	1/10W
R2804	1-216-805-11	RES-CHIP	47	5%	1/10W	R2849	1-216-833-11	RES-CHIP	10K	5%	1/10W
R2805	1-216-823-11	RES-CHIP	1.5K	5%	1/10W	R2850	1-216-809-11	RES-CHIP	100	5%	1/10W
R2806	1-216-863-11	RES-CHIP	3.3M	5%	1/10W	R2851	1-216-815-11	RES-CHIP	330	5%	1/10W
R2807	1-216-809-11	RES-CHIP	100	5%	1/10W	R2854	1-216-864-11	SHORT CHIP			
R2808	1-216-834-11	RES-CHIP	12K	5%	1/10W	R2858	1-218-716-11	METAL CHIP	10K	0.50%	1/16W
R2809	1-216-825-11	RES-CHIP	2.2K	5%	1/10W	R2860	1-216-833-11	RES-CHIP	10K	5%	1/10W
R2810	1-216-825-11	RES-CHIP	2.2K	5%	1/10W	R2861	1-216-833-11	RES-CHIP	10K	5%	1/10W
R2811	1-216-809-11	RES-CHIP	100	5%	1/10W	R2862	1-216-809-11	RES-CHIP	100	5%	1/10W
R2812	1-218-708-11	METAL CHIP	4.7K	0.50%	1/16W	R2865	1-216-825-11	RES-CHIP	2.2K	5%	1/10W
R2813	1-216-833-11	RES-CHIP	10K	5%	1/10W	R2866	1-216-825-11	RES-CHIP	2.2K	5%	1/10W
R2815	1-216-833-11	RES-CHIP	10K	5%	1/10W	R2867	1-216-825-11	RES-CHIP	2.2K	5%	1/10W
R2816	1-216-845-11	RES-CHIP	100K	5%	1/10W	R2868	1-216-809-11	RES-CHIP	100	5%	1/10W
R2817	1-216-809-11	RES-CHIP	100	5%	1/10W	R2869	1-216-809-11	RES-CHIP	100	5%	1/10W
R2818	1-216-809-11	RES-CHIP	100	5%	1/10W	R2870	1-216-809-11	RES-CHIP	100	5%	1/10W
R2819	1-216-809-11	RES-CHIP	100	5%	1/10W	R2880	1-216-823-11	RES-CHIP	1.5K	5%	1/10W
R2820	1-216-809-11	RES-CHIP	100	5%	1/10W	R2881	1-216-823-11	RES-CHIP	1.5K	5%	1/10W
R2821	1-216-809-11	RES-CHIP	100	5%	1/10W	R2883	1-216-825-11	RES-CHIP	2.2K	5%	1/10W
R2823	1-216-841-11	RES-CHIP	47K	5%	1/10W	R2884	1-216-825-11	RES-CHIP	2.2K	5%	1/10W
R2824	1-216-809-11	RES-CHIP	100	5%	1/10W	R2885	1-216-825-11	RES-CHIP	2.2K	5%	1/10W
R2825	1-216-841-11	RES-CHIP	47K	5%	1/10W	R2886	1-216-825-11	RES-CHIP	2.2K	5%	1/10W
R2826	1-218-716-11	METAL CHIP	10K	0.50%	1/16W	R2887	1-216-825-11	RES-CHIP	2.2K	5%	1/10W
R2827	1-216-829-11	RES-CHIP	4.7K	5%	1/10W	R2889	1-216-825-11	RES-CHIP	2.2K	5%	1/10W
R2828	1-216-832-11	RES-CHIP	8.2K	5%	1/10W	R2890	1-216-825-11	RES-CHIP	2.2K	5%	1/10W
R2829	1-216-825-11	RES-CHIP	2.2K	5%	1/10W	R2891	1-216-825-11	RES-CHIP	2.2K	5%	1/10W
R2830	1-216-818-11	RES-CHIP	560	5%	1/10W	R2892	1-216-825-11	RES-CHIP	2.2K	5%	1/10W
R2831	1-216-825-11	RES-CHIP	2.2K	5%	1/10W	R2893	1-216-825-11	RES-CHIP	2.2K	5%	1/10W
R2832	1-216-809-11	RES-CHIP	100	5%	1/10W	R2894	1-216-825-11	RES-CHIP	2.2K	5%	1/10W
R2833	1-216-809-11	RES-CHIP	100	5%	1/10W	R2895	1-216-825-11	RES-CHIP	2.2K	5%	1/10W
R2834	1-216-809-11	RES-CHIP	100	5%	1/10W	R2896	1-216-825-11	RES-CHIP	2.2K	5%	1/10W
R2835	1-216-809-11	RES-CHIP	100	5%	1/10W	R2897	1-216-825-11	RES-CHIP	2.2K	5%	1/10W
R2836	1-216-809-11	RES-CHIP	100	5%	1/10W	R2898	1-216-825-11	RES-CHIP	2.2K	5%	1/10W
R2837	1-216-809-11	RES-CHIP	100	5%	1/10W	R2899	1-218-724-11	METAL CHIP	22K	0.50%	1/16W
R2838	1-216-809-11	RES-CHIP	100	5%	1/10W	R2900	1-216-829-11	RES-CHIP	4.7K	5%	1/10W
R2839	1-216-809-11	RES-CHIP	100	5%	1/10W	R2901	1-216-829-11	RES-CHIP	4.7K	5%	1/10W
R2840	1-216-809-11	RES-CHIP	100	5%	1/10W	R2902	1-216-829-11	RES-CHIP	4.7K	5%	1/10W
R2841	1-216-809-11	RES-CHIP	100	5%	1/10W	R2907	VARIANT (SEE VARIANT PARTS LIST)				
R2842	1-216-809-11	RES-CHIP	100	5%	1/10W	R2908	VARIANT (SEE VARIANT PARTS LIST)				
R2843	1-216-809-11	RES-CHIP	100	5%	1/10W	R2909	VARIANT (SEE VARIANT PARTS LIST)				
R2844	1-216-826-11	RES-CHIP	2.7K	5%	1/10W	R2911	1-216-864-11	SHORT CHIP			
R2845	1-216-809-11	RES-CHIP	100	5%	1/10W	R2913	1-216-864-11	SHORT CHIP			
						R2919	1-218-724-11	METAL CHIP	22K	0.50%	1/16W

COMMON PARTS LIST



REF. NO.	PART NO.	DESCRIPTION	VALUES			REF. NO.	PART NO.	DESCRIPTION	VALUES		
R2920	1-216-864-11	SHORT CHIP				R3070	1-216-864-11	SHORT CHIP			
R2921	1-216-864-91	SHORT CHIP				R3071	1-216-821-11	RES-CHIP	1K	5%	1/10W
R2922	1-216-864-91	SHORT CHIP				R3072	1-216-855-11	RES-CHIP	680K	5%	1/10W
R3002	VARIANT (SEE VARIANT PARTS LIST)					R3073	1-216-855-11	RES-CHIP	680K	5%	1/10W
R3004	1-216-864-11	SHORT CHIP				R3074	1-218-704-11	METAL CHIP	3.3K	0.50%	1/16W
R3013	1-216-809-11	RES-CHIP	100	5%	1/10W	R3075	1-216-801-11	RES-CHIP	22	5%	1/10W
R3014	1-216-809-11	RES-CHIP	100	5%	1/10W	R3076	1-216-864-11	SHORT CHIP			
R3015	1-216-809-11	RES-CHIP	100	5%	1/10W	R3077	1-216-841-11	RES-CHIP	47K	5%	1/10W
R3017	1-216-825-11	RES-CHIP	2.2K	5%	1/10W	R3078	1-216-815-11	RES-CHIP	330	5%	1/10W
R3020	1-216-827-11	RES-CHIP	3.3K	5%	1/10W	R3079	1-216-815-11	RES-CHIP	330	5%	1/10W
R3021	1-216-809-11	RES-CHIP	100	5%	1/10W	R3089	1-216-864-11	SHORT CHIP			
R3022	1-216-809-11	RES-CHIP	100	5%	1/10W	R3091	1-216-825-11	RES-CHIP	2.2K	5%	1/10W
R3023	1-216-833-11	RES-CHIP	10K	5%	1/10W	R3092	1-216-825-11	RES-CHIP	2.2K	5%	1/10W
R3025	1-216-833-11	RES-CHIP	10K	5%	1/10W	R3093	1-216-864-11	SHORT CHIP			
R3026	1-216-833-11	RES-CHIP	10K	5%	1/10W	R3095	1-216-845-11	RES-CHIP	100K	5%	1/10W
R3029	1-216-833-11	RES-CHIP	10K	5%	1/10W	R3096	1-216-817-11	RES-CHIP	470	5%	1/10W
R3030	1-216-827-11	RES-CHIP	3.3K	5%	1/10W	R3097	1-216-845-11	RES-CHIP	100K	5%	1/10W
R3031	1-216-809-11	RES-CHIP	100	5%	1/10W	R3098	1-216-805-11	RES-CHIP	47	5%	1/10W
R3032	1-216-821-11	RES-CHIP	1K	5%	1/10W	R3099	1-216-805-11	RES-CHIP	47	5%	1/10W
R3033	1-216-821-11	RES-CHIP	1K	5%	1/10W	R3100	VARIANT (SEE VARIANT PARTS LIST)				
R3034	1-216-821-11	RES-CHIP	1K	5%	1/10W	R3101	VARIANT (SEE VARIANT PARTS LIST)				
R3035	1-216-809-11	RES-CHIP	100	5%	1/10W	R3102	1-216-809-11	RES-CHIP	100	5%	1/10W
R3036	1-216-809-11	RES-CHIP	100	5%	1/10W	R3103	VARIANT (SEE VARIANT PARTS LIST)				
R3037	1-216-809-11	RES-CHIP	100	5%	1/10W	R3104	1-216-809-11	RES-CHIP	100	5%	1/10W
R3038	1-218-686-11	METAL CHIP	560	0.50%	1/16W	R3105	1-216-809-11	RES-CHIP	100	5%	1/10W
R3039	1-218-686-11	METAL CHIP	560	0.50%	1/16W	R3107	1-216-864-11	SHORT CHIP			
R3040	1-218-686-11	METAL CHIP	560	0.50%	1/16W	R3108	1-216-833-11	RES-CHIP	10K	5%	1/10W
R3043	1-216-864-11	SHORT CHIP				R3110	VARIANT (SEE VARIANT PARTS LIST)				
R3045	1-216-809-11	RES-CHIP	100	5%	1/10W	R3111	VARIANT (SEE VARIANT PARTS LIST)				
R3047	1-216-864-11	SHORT CHIP				R3116	1-216-797-11	RES-CHIP	10	5%	1/10W
R3049	1-216-859-11	RES-CHIP	1.5M	5%	1/10W	R3117	1-216-797-11	RES-CHIP	10	5%	1/10W
R3050	1-216-833-11	RES-CHIP	10K	5%	1/10W	R3150	1-216-864-11	SHORT CHIP			
R3051	1-216-864-11	SHORT CHIP				R3302	1-216-817-11	RES-CHIP	470	5%	1/10W
R3056	VARIANT (SEE VARIANT PARTS LIST)					R3303	1-218-710-11	METAL CHIP	5.6K	0.50%	1/16W
R3057	VARIANT (SEE VARIANT PARTS LIST)					R3304	1-216-809-11	RES-CHIP	100	5%	1/10W
R3058	VARIANT (SEE VARIANT PARTS LIST)					R3323	VARIANT (SEE VARIANT PARTS LIST)				
R3059	VARIANT (SEE VARIANT PARTS LIST)					R3324	VARIANT (SEE VARIANT PARTS LIST)				
R3060	VARIANT (SEE VARIANT PARTS LIST)					R3325	VARIANT (SEE VARIANT PARTS LIST)				
R3061	VARIANT (SEE VARIANT PARTS LIST)					R3326	VARIANT (SEE VARIANT PARTS LIST)				
R3063	1-216-864-11	SHORT CHIP				R3335	1-216-833-11	RES-CHIP	10K	5%	1/10W
R3064	1-216-864-11	SHORT CHIP				R3341	1-216-813-11	RES-CHIP	220	5%	1/10W
R3066	1-216-809-11	RES-CHIP	100	5%	1/10W	R3342	1-218-705-11	METAL CHIP	3.6K	0.50%	1/16W
R3068	1-216-825-11	RES-CHIP	2.2K	5%	1/10W	R3343	1-216-809-11	RES-CHIP	100	5%	1/10W
R3069	1-216-820-11	RES-CHIP	820	5%	1/10W	R3344	1-216-853-11	RES-CHIP	470K	5%	1/10W

COMMON PARTS LIST



REF. NO.	PART NO.	DESCRIPTION	VALUES			REF. NO.	PART NO.	DESCRIPTION	VALUES		
R3345	1-218-704-11	METAL CHIP	3.3K	0.50%	1/16W	R3393	VARIANT (SEE VARIANT PARTS LIST)				
R3346	1-216-809-11	RES-CHIP	100	5%	1/10W	R3394	VARIANT (SEE VARIANT PARTS LIST)				
R3347	1-216-815-11	RES-CHIP	330	5%	1/10W	R3395	VARIANT (SEE VARIANT PARTS LIST)				
R3348	1-216-864-11	SHORT CHIP				R3396	VARIANT (SEE VARIANT PARTS LIST)				
R3349	1-218-687-11	METAL CHIP	620	0.50%	1/16W	R3400	1-216-864-11	SHORT CHIP			
R3350	1-216-814-11	RES-CHIP	270	5%	1/10W	R3401	1-216-864-11	SHORT CHIP			
R3351	1-216-825-11	RES-CHIP	2.2K	5%	1/10W	R3406	1-216-833-11	RES-CHIP	10K	5%	1/10W
R3352	1-216-853-11	RES-CHIP	470K	5%	1/10W	R3407	1-216-864-11	SHORT CHIP			
R3353	1-216-837-11	RES-CHIP	22K	5%	1/10W	R3409	1-216-864-11	SHORT CHIP			
R3354	1-216-813-11	RES-CHIP	220	5%	1/10W	R3410	1-216-833-11	RES-CHIP	10K	5%	1/10W
R3355	1-216-821-11	RES-CHIP	1K	5%	1/10W	R3411	1-216-797-11	RES-CHIP	10	5%	1/10W
R3357	1-218-676-11	METAL CHIP	220	0.50%	1/16W	R3421	1-216-864-11	SHORT CHIP			
R3358	1-218-676-11	METAL CHIP	220	0.50%	1/16W	R3422	1-216-864-11	SHORT CHIP			
R3359	1-218-676-11	METAL CHIP	220	0.50%	1/16W	R3423	VARIANT (SEE VARIANT PARTS LIST)				
R3360	1-216-827-11	RES-CHIP	3.3K	5%	1/10W	R3425	VARIANT (SEE VARIANT PARTS LIST)				
R3364	VARIANT (SEE VARIANT PARTS LIST)					R3426	VARIANT (SEE VARIANT PARTS LIST)				
R3365	1-216-827-11	RES-CHIP	3.3K	5%	1/10W	R3428	1-469-094-21	FERRITE	0μH		
R3366	VARIANT (SEE VARIANT PARTS LIST)					R3429	VARIANT (SEE VARIANT PARTS LIST)				
R3367	1-216-805-11	RES-CHIP	47	5%	1/10W	R3432	VARIANT (SEE VARIANT PARTS LIST)				
R3368	VARIANT (SEE VARIANT PARTS LIST)					R3434	VARIANT (SEE VARIANT PARTS LIST)				
R3369	VARIANT (SEE VARIANT PARTS LIST)					R3435	1-216-809-11	RES-CHIP	100	5%	1/10W
R3370	1-216-833-11	RES-CHIP	10K	5%	1/10W	R3436	1-216-809-11	RES-CHIP	100	5%	1/10W
R3371	1-218-686-11	METAL CHIP	560	0.50%	1/16W	R3437	1-216-809-11	RES-CHIP	100	5%	1/10W
R3372	1-216-817-11	RES-CHIP	470	5%	1/10W	R3438	1-216-809-11	RES-CHIP	100	5%	1/10W
R3373	1-216-817-11	RES-CHIP	470	5%	1/10W	R3439	1-216-809-11	RES-CHIP	100	5%	1/10W
R3374	1-216-809-11	RES-CHIP	100	5%	1/10W	R3440	1-216-809-11	RES-CHIP	100	5%	1/10W
R3375	1-218-686-11	METAL CHIP	560	0.50%	1/16W	R3441	1-216-809-11	RES-CHIP	100	5%	1/10W
R3376	1-218-710-11	METAL CHIP	5.6K	0.50%	1/16W	R3442	1-216-833-11	RES-CHIP	10K	5%	1/10W
R3377	1-216-817-11	RES-CHIP	470	5%	1/10W	R3445	1-216-864-11	SHORT CHIP			
R3378	1-216-817-11	RES-CHIP	470	5%	1/10W	R3446	VARIANT (SEE VARIANT PARTS LIST)				
R3379	1-216-809-11	RES-CHIP	100	5%	1/10W	R3447	VARIANT (SEE VARIANT PARTS LIST)				
R3380	1-218-686-11	METAL CHIP	560	0.50%	1/16W	R3448	VARIANT (SEE VARIANT PARTS LIST)				
R3381	1-218-710-11	METAL CHIP	5.6K	0.50%	1/16W	R3451	1-216-809-11	RES-CHIP	100	5%	1/10W
R3382	VARIANT (SEE VARIANT PARTS LIST)					R3452	1-216-864-11	SHORT CHIP			
R3383	1-216-817-11	RES-CHIP	470	5%	1/10W	R3454	1-216-825-11	RES-CHIP	2.2K	5%	1/10W
R3384	VARIANT (SEE VARIANT PARTS LIST)					R3457	1-216-813-11	RES-CHIP	220	5%	1/10W
R3385	VARIANT (SEE VARIANT PARTS LIST)					R3460	1-216-833-11	RES-CHIP	10K	5%	1/10W
R3386	VARIANT (SEE VARIANT PARTS LIST)					R3461	1-216-833-11	RES-CHIP	10K	5%	1/10W
R3387	VARIANT (SEE VARIANT PARTS LIST)					R3464	VARIANT (SEE VARIANT PARTS LIST)				
R3388	VARIANT (SEE VARIANT PARTS LIST)					R3465	VARIANT (SEE VARIANT PARTS LIST)				
R3389	VARIANT (SEE VARIANT PARTS LIST)					R3466	1-216-813-11	RES-CHIP	220	5%	1/10W
R3390	VARIANT (SEE VARIANT PARTS LIST)					R3467	VARIANT (SEE VARIANT PARTS LIST)				
R3391	VARIANT (SEE VARIANT PARTS LIST)					R3468	1-216-864-91	SHORT CHIP			
R3392	VARIANT (SEE VARIANT PARTS LIST)					R3469	1-216-864-91	SHORT CHIP			

COMMON PARTS LIST



REF. NO.	PART NO.	DESCRIPTION	VALUES			REF. NO.	PART NO.	DESCRIPTION	VALUES		
R3470	1-216-809-11	RES-CHIP	100	5%	1/10W	R3541	VARIANT (SEE VARIANT PARTS LIST)				
R3471	VARIANT (SEE VARIANT PARTS LIST)					R3542	VARIANT (SEE VARIANT PARTS LIST)				
R3472	VARIANT (SEE VARIANT PARTS LIST)					R3575	VARIANT (SEE VARIANT PARTS LIST)				
R3473	1-216-864-91	SHORT CHIP				R3601	1-216-864-11	SHORT CHIP			
R3475	1-216-809-11	RES-CHIP	100	5%	1/10W	R3602	1-216-864-11	SHORT CHIP			
R3476	VARIANT (SEE VARIANT PARTS LIST)					R3603	1-216-864-11	SHORT CHIP			
R3477	VARIANT (SEE VARIANT PARTS LIST)					R3604	1-216-864-11	SHORT CHIP			
R3478	VARIANT (SEE VARIANT PARTS LIST)					R3605	1-216-864-11	SHORT CHIP			
R3480	1-216-809-11	RES-CHIP	100	5%	1/10W	R3606	1-216-864-11	SHORT CHIP			
R3483	VARIANT (SEE VARIANT PARTS LIST)					R3607	1-216-864-11	SHORT CHIP			
R3484	VARIANT (SEE VARIANT PARTS LIST)					R3608	1-216-864-11	SHORT CHIP			
R3485	VARIANT (SEE VARIANT PARTS LIST)					R3609	1-216-864-11	SHORT CHIP			
R3486	VARIANT (SEE VARIANT PARTS LIST)					R3610	1-216-833-11	RES-CHIP	10K	5%	1/10W
R3489	1-216-864-11	SHORT CHIP				R3611	1-216-833-11	RES-CHIP	10K	5%	1/10W
R3490	1-216-864-11	SHORT CHIP				R3612	1-216-845-11	RES-CHIP	100K	5%	1/10W
R3491	VARIANT (SEE VARIANT PARTS LIST)					R3613	1-216-801-11	RES-CHIP	22	5%	1/10W
R3492	VARIANT (SEE VARIANT PARTS LIST)					R3614	1-216-827-11	RES-CHIP	3.3K	5%	1/10W
R3493	VARIANT (SEE VARIANT PARTS LIST)					R3615	1-218-867-11	RES-CHIP	6.8K	5%	1/10W
R3494	1-216-813-11	RES-CHIP	220	5%	1/10W	R3616	1-216-809-11	RES-CHIP	100	5%	1/10W
R3495	VARIANT (SEE VARIANT PARTS LIST)					R3617	1-216-833-11	RES-CHIP	10K	5%	1/10W
R3496	VARIANT (SEE VARIANT PARTS LIST)					R3618	VARIANT (SEE VARIANT PARTS LIST)				
R3497	1-216-829-11	RES-CHIP	4.7K	5%	1/10W	R3800	1-216-864-11	SHORT CHIP			
R3498	1-216-818-11	RES-CHIP	560	5%	1/10W	R3802	VARIANT (SEE VARIANT PARTS LIST)				
R3499	VARIANT (SEE VARIANT PARTS LIST)					R3803	VARIANT (SEE VARIANT PARTS LIST)				
R3501	VARIANT (SEE VARIANT PARTS LIST)					R3804	VARIANT (SEE VARIANT PARTS LIST)				
R3502	VARIANT (SEE VARIANT PARTS LIST)					R3805	VARIANT (SEE VARIANT PARTS LIST)				
R3503	VARIANT (SEE VARIANT PARTS LIST)					R3807	VARIANT (SEE VARIANT PARTS LIST)				
R3504	VARIANT (SEE VARIANT PARTS LIST)					R3808	VARIANT (SEE VARIANT PARTS LIST)				
R3505	VARIANT (SEE VARIANT PARTS LIST)					R3809	VARIANT (SEE VARIANT PARTS LIST)				
R3506	VARIANT (SEE VARIANT PARTS LIST)					R3810	VARIANT (SEE VARIANT PARTS LIST)				
R3507	1-216-821-11	RES-CHIP	1K	5%	1/10W	R3811	1-216-809-11	RES-CHIP	100	5%	1/10W
R3508	1-216-821-11	RES-CHIP	1K	5%	1/10W	R3812	1-216-809-11	RES-CHIP	100	5%	1/10W
R3509	1-216-821-11	RES-CHIP	1K	5%	1/10W	R3813	1-216-809-11	RES-CHIP	100	5%	1/10W
R3510	1-216-821-11	RES-CHIP	1K	5%	1/10W	R3814	VARIANT (SEE VARIANT PARTS LIST)				
R3511	1-216-821-11	RES-CHIP	1K	5%	1/10W	R3815	VARIANT (SEE VARIANT PARTS LIST)				
R3512	1-216-821-11	RES-CHIP	1K	5%	1/10W	R3816	VARIANT (SEE VARIANT PARTS LIST)				
R3533	1-216-809-11	RES-CHIP	100	5%	1/10W	R3817	VARIANT (SEE VARIANT PARTS LIST)				
R3534	VARIANT (SEE VARIANT PARTS LIST)					R3820	1-218-684-11	METAL CHIP	470	0.50%	1/16W
R3535	1-216-809-11	RES-CHIP	100	5%	1/10W	R3821	1-218-684-11	METAL CHIP	470	0.50%	1/16W
R3536	VARIANT (SEE VARIANT PARTS LIST)					R3822	1-218-684-11	METAL CHIP	470	0.50%	1/16W
R3537	VARIANT (SEE VARIANT PARTS LIST)					R3823	1-216-826-11	RES-CHIP	2.7K	5%	1/10W
R3538	VARIANT (SEE VARIANT PARTS LIST)					R3824	1-216-826-11	RES-CHIP	2.7K	5%	1/10W
R3539	VARIANT (SEE VARIANT PARTS LIST)					R3825	1-216-826-11	RES-CHIP	2.7K	5%	1/10W
R3540	VARIANT (SEE VARIANT PARTS LIST)					R3826	1-216-809-11	RES-CHIP	100	5%	1/10W

COMMON PARTS LIST



REF. NO.	PART NO.	DESCRIPTION	VALUES			REF. NO.	PART NO.	DESCRIPTION	VALUES		
R3828	1-218-682-11	METAL CHIP	390	0.50%	1/16W	R3957	1-216-825-11	RES-CHIP	2.2K	5%	1/10W
R3829	1-218-682-11	METAL CHIP	390	0.50%	1/16W	R3958	1-216-825-11	RES-CHIP	2.2K	5%	1/10W
R3830	1-218-682-11	METAL CHIP	390	0.50%	1/16W	R3973	VARIANT (SEE VARIANT PARTS LIST)				
R3831	1-216-864-11	SHORT CHIP				R3974	VARIANT (SEE VARIANT PARTS LIST)				
R3832	1-216-864-11	SHORT CHIP				R3975	VARIANT (SEE VARIANT PARTS LIST)				
R3833	1-216-864-11	SHORT CHIP				R3976	VARIANT (SEE VARIANT PARTS LIST)				
R3834	VARIANT (SEE VARIANT PARTS LIST)					R3977	VARIANT (SEE VARIANT PARTS LIST)				
R3835	VARIANT (SEE VARIANT PARTS LIST)					R3978	VARIANT (SEE VARIANT PARTS LIST)				
R3836	VARIANT (SEE VARIANT PARTS LIST)					R3979	VARIANT (SEE VARIANT PARTS LIST)				
R3837	VARIANT (SEE VARIANT PARTS LIST)					R3980	VARIANT (SEE VARIANT PARTS LIST)				
R3838	VARIANT (SEE VARIANT PARTS LIST)					R3981	VARIANT (SEE VARIANT PARTS LIST)				
R3839	VARIANT (SEE VARIANT PARTS LIST)					R3982	VARIANT (SEE VARIANT PARTS LIST)				
R3840	1-216-805-11	RES-CHIP	47	5%	1/10W	R3983	VARIANT (SEE VARIANT PARTS LIST)				
R3841	VARIANT (SEE VARIANT PARTS LIST)					R3984	1-218-644-11	METAL CHIP	10	0.50%	1/16W
R3842	VARIANT (SEE VARIANT PARTS LIST)					R3985	1-218-644-11	METAL CHIP	10	0.50%	1/16W
R3846	1-216-801-11	RES-CHIP	22	5%	1/10W	R3986	1-218-644-11	METAL CHIP	10	0.50%	1/16W
R3847	1-216-801-11	RES-CHIP	22	5%	1/10W	R8606	VARIANT (SEE VARIANT PARTS LIST)				
R3848	1-216-825-11	RES-CHIP	2.2K	5%	1/10W	R8607	VARIANT (SEE VARIANT PARTS LIST)				
R3849	1-218-675-11	METAL CHIP	200	0.50%	1/16W	R8608	VARIANT (SEE VARIANT PARTS LIST)				
R3850	1-218-675-11	METAL CHIP	200	0.50%	1/16W	R8609	VARIANT (SEE VARIANT PARTS LIST)				
R3851	1-216-809-11	RES-CHIP	100	5%	1/10W	R8610	VARIANT (SEE VARIANT PARTS LIST)				
R3852	1-218-675-11	METAL CHIP	200	0.50%	1/16W	R8611	VARIANT (SEE VARIANT PARTS LIST)				
R3854	1-216-825-11	RES-CHIP	2.2K	5%	1/10W	R8612	VARIANT (SEE VARIANT PARTS LIST)				
R3857	1-216-809-11	RES-CHIP	100	5%	1/10W	R8613	VARIANT (SEE VARIANT PARTS LIST)				
R3858	1-218-704-11	METAL CHIP	3.3K	0.50%	1/16W	R8614	VARIANT (SEE VARIANT PARTS LIST)				
R3862	1-216-825-11	RES-CHIP	2.2K	5%	1/10W	R8615	VARIANT (SEE VARIANT PARTS LIST)				
R3863	1-218-700-11	METAL CHIP	2.2K	0.50%	1/16W	R8616	VARIANT (SEE VARIANT PARTS LIST)				
R3864	1-216-827-11	RES-CHIP	3.3K	5%	1/10W	R8617	VARIANT (SEE VARIANT PARTS LIST)				
R3865	1-216-809-11	RES-CHIP	100	5%	1/10W	R8618	VARIANT (SEE VARIANT PARTS LIST)				
R3866	1-414-234-22	FERRITE	0μH			R8619	VARIANT (SEE VARIANT PARTS LIST)				
R3867	1-414-234-22	FERRITE	0μH			R8620	VARIANT (SEE VARIANT PARTS LIST)				
R3868	1-414-234-22	FERRITE	0μH			R8621	VARIANT (SEE VARIANT PARTS LIST)				
R3881	1-216-807-11	RES-CHIP	68	5%	1/10W	R8622	VARIANT (SEE VARIANT PARTS LIST)				
R3882	1-216-807-11	RES-CHIP	68	5%	1/10W	R8623	VARIANT (SEE VARIANT PARTS LIST)				
R3883	1-216-807-11	RES-CHIP	68	5%	1/10W	R8624	VARIANT (SEE VARIANT PARTS LIST)				
R3911	1-216-821-11	RES-CHIP	1K	5%	1/10W	R8625	VARIANT (SEE VARIANT PARTS LIST)				
R3917	VARIANT (SEE VARIANT PARTS LIST)					R8626	VARIANT (SEE VARIANT PARTS LIST)				
R3928	VARIANT (SEE VARIANT PARTS LIST)					R8627	VARIANT (SEE VARIANT PARTS LIST)				
R3933	1-216-864-11	SHORT CHIP				R8628	VARIANT (SEE VARIANT PARTS LIST)				
R3937	VARIANT (SEE VARIANT PARTS LIST)					R8629	VARIANT (SEE VARIANT PARTS LIST)				
R3953	VARIANT (SEE VARIANT PARTS LIST)					R8630	VARIANT (SEE VARIANT PARTS LIST)				
R3954	VARIANT (SEE VARIANT PARTS LIST)					R8631	VARIANT (SEE VARIANT PARTS LIST)				
R3955	VARIANT (SEE VARIANT PARTS LIST)					R8632	VARIANT (SEE VARIANT PARTS LIST)				
R3956	1-216-825-11	RES-CHIP	2.2K	5%	1/10W	R8636	VARIANT (SEE VARIANT PARTS LIST)				

COMMON PARTS LIST



REF. NO.	PART NO.	DESCRIPTION	VALUES	REF. NO.	PART NO.	DESCRIPTION	VALUES
R8637	VARIANT (SEE VARIANT PARTS LIST)			RB3410	1-239-409-11	RES, CHIP NETWORK	47
R8638	VARIANT (SEE VARIANT PARTS LIST)			RB3411	1-239-409-11	RES, CHIP NETWORK	47
R8639	VARIANT (SEE VARIANT PARTS LIST)			RB3412	1-239-409-11	RES, CHIP NETWORK	47
R8641	VARIANT (SEE VARIANT PARTS LIST)			RB3421	1-233-576-11	RES, CHIP NETWORK	100
R8642	VARIANT (SEE VARIANT PARTS LIST)			RB3422	1-233-576-11	RES, CHIP NETWORK	100
R8643	VARIANT (SEE VARIANT PARTS LIST)			RB3423	1-233-576-11	RES, CHIP NETWORK	100
R8645	VARIANT (SEE VARIANT PARTS LIST)			RB3424	1-233-576-11	RES, CHIP NETWORK	100
R8646	VARIANT (SEE VARIANT PARTS LIST)			RB3425	1-233-576-11	RES, CHIP NETWORK	100
R8647	VARIANT (SEE VARIANT PARTS LIST)			RB3426	1-233-576-11	RES, CHIP NETWORK	100
R8648	VARIANT (SEE VARIANT PARTS LIST)			RB3427	1-233-576-11	RES, CHIP NETWORK	100
R8650	VARIANT (SEE VARIANT PARTS LIST)			RB3428	1-233-576-11	RES, CHIP NETWORK	100
R8651	VARIANT (SEE VARIANT PARTS LIST)			RB3436	1-234-523-21	RES, CHIP NETWORK	0
R8652	VARIANT (SEE VARIANT PARTS LIST)			RB3437	1-234-523-21	RES, CHIP NETWORK	0
R8653	VARIANT (SEE VARIANT PARTS LIST)			RB3438	1-234-523-21	RES, CHIP NETWORK	0
R8654	VARIANT (SEE VARIANT PARTS LIST)			RB3439	1-234-523-21	RES, CHIP NETWORK	0
R8655	VARIANT (SEE VARIANT PARTS LIST)						
RESISTOR BRIDGE				CRYSTAL			
RB3001	1-239-409-11	RES, CHIP NETWORK	47	X2801	1-760-895-21	VIBRATOR, CERAMIC	
RB3002	1-239-409-11	RES, CHIP NETWORK	47	X3089	1-781-945-21	VIBRATOR, CERAMIC	
RB3003	1-239-409-11	RES, CHIP NETWORK	47	X3401	1-781-887-21	VIBRATOR, CRYSTAL	
RB3004	1-239-409-11	RES, CHIP NETWORK	47				
RB3011	1-239-409-11	RES, CHIP NETWORK	47				
RB3013	1-239-409-11	RES, CHIP NETWORK	47				
RB3014	1-239-409-11	RES, CHIP NETWORK	47				
RB3015	1-239-409-11	RES, CHIP NETWORK	47				
RB3100	1-233-574-11	RES, CHIP NETWORK	10				
RB3101	1-233-574-11	RES, CHIP NETWORK	10				
RB3102	1-233-574-11	RES, CHIP NETWORK	10				
RB3103	1-233-574-11	RES, CHIP NETWORK	10				
RB3304	1-233-576-11	RES, CHIP NETWORK	100				
RB3305	1-233-576-11	RES, CHIP NETWORK	100				
RB3306	1-233-576-11	RES, CHIP NETWORK	100				
RB3307	1-233-576-11	RES, CHIP NETWORK	100				
RB3401	1-234-524-21	RES, CHIP NETWORK	33				
RB3402	1-234-524-21	RES, CHIP NETWORK	33				
RB3403	1-234-524-21	RES, CHIP NETWORK	33				
RB3404	1-234-524-21	RES, CHIP NETWORK	33				
RB3405	1-234-524-21	RES, CHIP NETWORK	33				
RB3406	1-234-524-21	RES, CHIP NETWORK	33				
RB3407	1-239-409-11	RES, CHIP NETWORK	47				
RB3408	1-239-409-11	RES, CHIP NETWORK	47				
RB3409	1-239-409-11	RES, CHIP NETWORK	47				

VARIANT PARTS LIST



The parts on this page belong to the following model(s) ONLY:
KV-32HS500/34DRC500/36HS500/38DRC500

REF. NO.	PART NO.	DESCRIPTION	VALUES			REF. NO.	PART NO.	DESCRIPTION	VALUES		
CAPACITOR						IC3407	8-759-485-79	IC TC7SET08FU(TE85R)			
C3001	1-128-453-21	ELECT	47μF	20%	6.3V	IC3607	8-759-592-49	IC TC7SZ125FU(TE85R)			
C3002	1-128-453-21	ELECT	47μF	20%	6.3V	COIL					
C3003	1-128-453-21	ELECT	47μF	20%	6.3V						
C3415	1-124-779-00	ELECT	10μF	20%	16V	L3403	1-469-561-21	INDUCTOR	100μH		
C3416	1-164-156-11	CERAMIC CHIP	0.1μF		25V	L3404	1-469-561-21	INDUCTOR	100μH		
						L3409	1-469-555-21	INDUCTOR	10μH		
C3419	1-164-156-11	CERAMIC CHIP	0.1μF		25V	TRANSISTOR					
C3420	1-124-779-00	ELECT	10μF	20%	16V						
C3421	1-164-156-11	CERAMIC CHIP	0.1μF		25V	Q2819	8-729-422-27	TRANSISTOR 2SD601A-QRS-TX			
C3422	1-164-156-11	CERAMIC CHIP	0.1μF		25V	Q2820	8-729-422-27	TRANSISTOR 2SD601A-QRS-TX			
C3423	1-162-970-11	CERAMIC CHIP	0.01μF	10%	25V	Q2821	8-729-422-27	TRANSISTOR 2SD601A-QRS-TX			
C3425	1-125-891-11	CERAMIC CHIP	0.47μF	10%	10V	Q3403	8-729-422-27	TRANSISTOR 2SD601A-QRS-TX			
C3429	1-124-779-00	ELECT	10μF	20%	16V	Q3405	8-729-424-02	TRANSISTOR 2SB709A-QRS-TX			
C3430	1-164-156-11	CERAMIC CHIP	0.1μF		25V						
C3432	1-164-156-11	CERAMIC CHIP	0.1μF		25V	Q3406	8-729-424-02	TRANSISTOR 2SB709A-QRS-TX			
C3433	1-162-970-11	CERAMIC CHIP	0.01μF	10%	25V	Q3407	8-729-422-27	TRANSISTOR 2SD601A-QRS-TX			
						Q3408	8-729-424-02	TRANSISTOR 2SB709A-QRS-TX			
C3434	1-126-204-11	ELECT	47μF	20%	16V	Q3409	8-729-422-27	TRANSISTOR 2SD601A-QRS-TX			
C3437	1-126-204-11	ELECT	47μF	20%	16V	RESISTOR					
C3438	1-164-156-11	CERAMIC CHIP	0.1μF		25V						
C3443	1-162-970-11	CERAMIC CHIP	0.01μF	10%	25V	R2907	1-216-807-11	RES-CHIP	68	5%	1/10W
C3445	1-126-204-11	ELECT	47μF	20%	16V	R2908	1-216-807-11	RES-CHIP	68	5%	1/10W
						R2909	1-216-807-11	RES-CHIP	68	5%	1/10W
C3447	1-164-156-11	CERAMIC CHIP	0.1μF		25V	R3056	1-216-817-11	RES-CHIP	470	5%	1/10W
C3448	1-162-970-11	CERAMIC CHIP	0.01μF	10%	25V	R3057	1-216-817-11	RES-CHIP	470	5%	1/10W
C3453	1-124-779-00	ELECT	10μF	20%	16V						
C3454	1-164-156-11	CERAMIC CHIP	0.1μF		25V	R3058	1-216-817-11	RES-CHIP	470	5%	1/10W
C3455	1-124-779-00	ELECT	10μF	20%	16V	R3059	1-216-809-11	RES-CHIP	100	5%	1/10W
						R3060	1-216-809-11	RES-CHIP	100	5%	1/10W
C3456	1-164-156-11	CERAMIC CHIP	0.1μF		25V	R3061	1-216-809-11	RES-CHIP	100	5%	1/10W
C3457	1-124-779-00	ELECT	10μF	20%	16V	R3100	1-216-809-11	RES-CHIP	100	5%	1/10W
C3458	1-164-156-11	CERAMIC CHIP	0.1μF		25V						
C3612	1-164-156-11	CERAMIC CHIP	0.1μF		25V	R3101	1-216-809-11	RES-CHIP	100	5%	1/10W
C3625	1-162-919-11	CERAMIC CHIP	22pF	5%	50V	R3323	1-216-825-11	RES-CHIP	2.2K	5%	1/10W
						R3324	1-216-827-11	RES-CHIP	3.3K	5%	1/10W
FERRITE BEAD						R3325	1-216-827-11	RES-CHIP	3.3K	5%	1/10W
						R3326	1-216-825-11	RES-CHIP	2.2K	5%	1/10W
FB3623	1-414-228-11	FERRITE	0μH								
FB3624	1-216-864-11	SHORT CHIP									
COIL						R3364	1-216-864-11	SHORT CHIP			
						R3366	1-216-864-11	SHORT CHIP			
FL3003	1-781-924-21	FILTER, LOW PASS (SMD)									
IC						R3369	1-216-864-11	SHORT CHIP			
						R3382	1-216-864-11	SHORT CHIP			
						R3384	1-216-864-11	SHORT CHIP			
						R3385	1-216-864-11	SHORT CHIP			
IC3303	8-752-409-78	IC CXD2095AQ									
IC3404	8-759-669-75	IC TLC2932IPWR									
IC3405	8-759-485-79	IC TC7SET08FU(TE85R)									
IC3406	8-759-485-79	IC TC7SET08FU(TE85R)									

VARIANT PARTS LIST



The parts on this page belong to the following model(s) ONLY:
KV-32HS500/34DRC500/36HS500/38DRC500

REF. NO.	PART NO.	DESCRIPTION	VALUES			REF. NO.	PART NO.	DESCRIPTION	VALUES		
R3389	1-216-864-11	SHORT CHIP				R3804	1-218-678-11	METAL CHIP	270	0.50%	1/16W
R3390	1-216-864-11	SHORT CHIP				R3805	1-218-678-11	METAL CHIP	270	0.50%	1/16W
R3391	1-216-864-11	SHORT CHIP				R3807	1-218-670-11	METAL CHIP	120	0.50%	1/16W
R3392	1-216-864-11	SHORT CHIP				R3808	1-218-670-11	METAL CHIP	120	0.50%	1/16W
R3393	1-216-864-11	SHORT CHIP				R3809	1-218-670-11	METAL CHIP	120	0.50%	1/16W
R3394	1-216-864-11	SHORT CHIP				R3810	1-218-670-11	METAL CHIP	120	0.50%	1/16W
R3423	1-216-813-11	RES-CHIP	220	5%	1/10W	R3814	1-218-644-11	METAL CHIP	10	0.50%	1/16W
R3425	1-218-704-11	METAL CHIP	3.3K	0.50%	1/16W	R3815	1-218-648-11	METAL CHIP	15	0.50%	1/16W
R3426	1-216-809-11	RES-CHIP	100	5%	1/10W	R3816	1-218-652-11	METAL CHIP	22	0.50%	1/16W
R3429	1-216-823-11	RES-CHIP	1.5K	5%	1/10W	R3817	1-218-652-11	METAL CHIP	22	0.50%	1/16W
R3432	1-216-815-11	RES-CHIP	330	5%	1/10W	R3834	1-218-678-11	METAL CHIP	270	0.50%	1/16W
R3434	1-216-809-11	RES-CHIP	100	5%	1/10W	R3835	1-218-678-11	METAL CHIP	270	0.50%	1/16W
R3446	1-216-821-11	RES-CHIP	1K	5%	1/10W	R3836	1-218-678-11	METAL CHIP	270	0.50%	1/16W
R3447	1-216-819-11	RES-CHIP	680	5%	1/10W	R3837	1-218-678-11	METAL CHIP	270	0.50%	1/16W
R3448	1-216-855-11	RES-CHIP	680K	5%	1/10W	R3838	1-218-678-11	METAL CHIP	270	0.50%	1/16W
R3464	1-216-821-11	RES-CHIP	1K	5%	1/10W	R3839	1-218-670-11	METAL CHIP	120	0.50%	1/16W
R3465	1-216-821-11	RES-CHIP	1K	5%	1/10W	R3841	1-218-670-11	METAL CHIP	120	0.50%	1/16W
R3467	1-216-821-11	RES-CHIP	1K	5%	1/10W	R3842	1-218-689-11	METAL CHIP	750	0.50%	1/16W
R3471	1-216-821-11	RES-CHIP	1K	5%	1/10W	R3937	1-216-809-11	RES-CHIP	100	5%	1/10W
R3472	1-216-801-11	RES-CHIP	22	5%	1/10W	R3953	1-216-821-11	RES-CHIP	1K	5%	1/10W
R3476	1-216-821-11	RES-CHIP	1K	5%	1/10W	R3954	1-216-821-11	RES-CHIP	1K	5%	1/10W
R3477	1-216-809-11	RES-CHIP	100	5%	1/10W	R3955	1-216-821-11	RES-CHIP	1K	5%	1/10W
R3478	1-216-821-11	RES-CHIP	1K	5%	1/10W	R3975	1-216-864-11	SHORT CHIP			
R3483	1-216-809-11	RES-CHIP	100	5%	1/10W	R3976	1-216-864-11	SHORT CHIP			
R3484	1-216-821-11	RES-CHIP	1K	5%	1/10W	R3977	1-216-864-11	SHORT CHIP			
R3485	1-216-821-11	RES-CHIP	1K	5%	1/10W	R3978	1-216-864-11	SHORT CHIP			
R3486	1-216-801-11	RES-CHIP	22	5%	1/10W	R3979	1-216-864-11	SHORT CHIP			
R3491	1-216-821-11	RES-CHIP	1K	5%	1/10W	R3980	1-216-864-11	SHORT CHIP			
R3492	1-216-821-11	RES-CHIP	1K	5%	1/10W	R3981	1-216-864-11	SHORT CHIP			
R3493	1-216-809-11	RES-CHIP	100	5%	1/10W	R3982	1-216-864-11	SHORT CHIP			
R3495	1-216-821-11	RES-CHIP	1K	5%	1/10W	R3983	1-216-864-11	SHORT CHIP			
R3496	1-216-801-11	RES-CHIP	22	5%	1/10W						
R3499	1-216-821-11	RES-CHIP	1K	5%	1/10W						
R3501	1-216-821-11	RES-CHIP	1K	5%	1/10W						
R3502	1-216-821-11	RES-CHIP	1K	5%	1/10W						
R3503	1-216-821-11	RES-CHIP	1K	5%	1/10W						
R3504	1-216-821-11	RES-CHIP	1K	5%	1/10W						
R3505	1-216-821-11	RES-CHIP	1K	5%	1/10W						
R3506	1-216-821-11	RES-CHIP	1K	5%	1/10W						
R3536	1-216-864-11	SHORT CHIP									
R3537	1-216-864-11	SHORT CHIP									
R3618	1-216-845-11	RES-CHIP	100K	5%	1/10W						
R3802	1-218-678-11	METAL CHIP	270	0.50%	1/16W						
R3803	1-218-678-11	METAL CHIP	270	0.50%	1/16W						

VARIANT PARTS LIST



The parts on this page belong to the following model(s) ONLY:
KV-32HV600/34XBR800/36XBR800/40XBR800/42DRC800(N)

REF. NO.	PART NO.	DESCRIPTION	VALUES			REF. NO.	PART NO.	DESCRIPTION	VALUES		
CAPACITOR						C8650	1-126-204-11	ELECT	47μF	20%	16V
C3101	1-162-925-11	CERAMIC CHIP	68pF	5%	50V	C8651	1-164-156-11	CERAMIC CHIP	0.1μF		25V
C3102	1-162-925-11	CERAMIC CHIP	68pF	5%	50V	C8652	1-128-994-21	ELECT	47μF	20%	10V
C8601	1-162-970-11	CERAMIC CHIP	0.01μF	10%	25V	C8653	1-164-156-11	CERAMIC CHIP	0.1μF		25V
C8602	1-127-692-11	CERAMIC CHIP	10μF	10%	6.3V	C8654	1-126-206-11	ELECT	100μF	20%	6.3V
C8603	1-162-970-11	CERAMIC CHIP	0.01μF	10%	25V	C8655	1-164-156-11	CERAMIC CHIP	0.1μF		25V
C8604	1-127-692-11	CERAMIC CHIP	10μF	10%	6.3V	C8656	1-164-156-11	CERAMIC CHIP	0.1μF		25V
C8605	1-162-970-11	CERAMIC CHIP	0.01μF	10%	25V	C8657	1-164-156-11	CERAMIC CHIP	0.1μF		25V
C8606	1-127-692-11	CERAMIC CHIP	10μF	10%	6.3V	DIODE					
C8607	1-164-156-11	CERAMIC CHIP	0.1μF		25V	D3309	8-719-914-43	DIODE DAN202K-T-146			
C8608	1-128-934-91	CERAMIC CHIP	0.33μF	20%	10V	D3310	8-719-914-44	DIODE DAP202K-T-146			
C8609	1-162-967-11	CERAMIC CHIP	0.0033μF	10%	50V	FERRITE BEAD					
C8610	1-162-927-11	CERAMIC CHIP	100pF	5%	50V	FB3301	1-414-235-22	FERRITE	0μH		
C8611	1-162-927-11	CERAMIC CHIP	100pF	5%	50V	FB3302	1-414-235-22	FERRITE	0μH		
C8612	1-107-826-11	CERAMIC CHIP	0.1μF	10%	16V	FILTER					
C8613	1-107-826-11	CERAMIC CHIP	0.1μF	10%	16V	FL8601	1-234-559-21	FILTER, LOW PASS			
C8615	1-107-826-11	CERAMIC CHIP	0.1μF	10%	16V	FL8602	1-234-559-21	FILTER, LOW PASS			
C8617	1-164-156-11	CERAMIC CHIP	0.1μF		25V	FL8603	1-234-560-21	FILTER, LOW PASS			
C8621	1-164-156-11	CERAMIC CHIP	0.1μF		25V	IC					
C8622	1-164-156-11	CERAMIC CHIP	0.1μF		25V	IC3303	8-752-417-57	IC CXD2097Q			
C8623	1-164-156-11	CERAMIC CHIP	0.1μF		25V	IC3606	8-759-641-26	IC NJM2391DL1-33(TE1)			
C8624	1-164-156-11	CERAMIC CHIP	0.1μF		25V	IC8601	8-752-093-03	IC CXA3506R			
C8625	1-164-156-11	CERAMIC CHIP	0.1μF		25V	COIL					
C8630	1-164-156-11	CERAMIC CHIP	0.1μF		25V	L3102	1-469-552-21	INDUCTOR	3.3μH		
C8631	1-164-156-11	CERAMIC CHIP	0.1μF		25V	L8601	1-469-555-21	INDUCTOR	10μH		
C8632	1-164-156-11	CERAMIC CHIP	0.1μF		25V	L8602	1-469-553-21	INDUCTOR	4.7μH		
C8633	1-164-156-11	CERAMIC CHIP	0.1μF		25V	L8603	1-469-555-21	INDUCTOR	10μH		
C8634	1-125-837-91	CERAMIC CHIP	1μF	10%	6.3V	L8604	1-469-555-21	INDUCTOR	10μH		
C8635	1-125-837-91	CERAMIC CHIP	1μF	10%	6.3V	TRANSISTOR					
C8636	1-164-156-11	CERAMIC CHIP	0.1μF		25V	Q3906	8-729-028-28	TRANSISTOR 2SK2036(TE85L)			
C8637	1-164-156-11	CERAMIC CHIP	0.1μF		25V	Q3907	8-729-028-28	TRANSISTOR 2SK2036(TE85L)			
C8638	1-128-994-21	ELECT	47μF	20%	10V	Q8601	8-729-102-07	TRANSISTOR 2SC2223-T1F13F14			
C8639	1-126-204-11	ELECT	47μF	20%	16V	Q8602	8-729-102-07	TRANSISTOR 2SC2223-T1F13F14			
C8640	1-117-370-11	CERAMIC CHIP	10μF		10V	Q8603	8-729-102-07	TRANSISTOR 2SC2223-T1F13F14			
C8641	1-117-370-11	CERAMIC CHIP	10μF		10V	Q8604	8-729-424-02	TRANSISTOR 2SB709A-QRS-TX			
C8642	1-164-156-11	CERAMIC CHIP	0.1μF		25V	Q8605	8-729-424-02	TRANSISTOR 2SB709A-QRS-TX			
C8643	1-164-156-11	CERAMIC CHIP	0.1μF		25V						
C8644	1-164-156-11	CERAMIC CHIP	0.1μF		25V						
C8645	1-164-156-11	CERAMIC CHIP	0.1μF		25V						
C8646	1-164-156-11	CERAMIC CHIP	0.1μF		25V						
C8647	1-164-156-11	CERAMIC CHIP	0.1μF		25V						
C8648	1-164-156-11	CERAMIC CHIP	0.1μF		25V						
C8649	1-164-156-11	CERAMIC CHIP	0.1μF		25V						

VARIANT PARTS LIST



The parts on this page belong to the following model(s) ONLY:
KV-32HV600/34XBR800/36XBR800/40XBR800/42DRC800(N)

REF. NO.	PART NO.	DESCRIPTION	VALUES				REF. NO.	PART NO.	DESCRIPTION	VALUES			
Q8606	8-729-122-63	TRANSISTOR 2SA1226-T1E4					R8619	1-218-679-11	METAL CHIP	300	0.50%	1/16W	
Q8607	8-729-122-63	TRANSISTOR 2SA1226-T1E4					R8620	1-218-675-11	METAL CHIP	200	0.50%	1/16W	
Q8608	8-729-122-63	TRANSISTOR 2SA1226-T1E4					R8621	1-216-821-11	RES-CHIP	1K	5%	1/10W	
Q8609	8-729-424-02	TRANSISTOR 2SB709A-QRS-TX					R8622	1-218-679-11	METAL CHIP	300	0.50%	1/16W	
							R8623	1-218-679-11	METAL CHIP	300	0.50%	1/16W	
		RESISTOR											
R2907	1-218-660-91	METAL CHIP	47	0.50%	1/16W		R8624	1-218-675-11	METAL CHIP	200	0.50%	1/16W	
R2908	1-218-660-91	METAL CHIP	47	0.50%	1/16W		R8625	1-216-821-11	RES-CHIP	1K	5%	1/10W	
R2909	1-218-660-91	METAL CHIP	47	0.50%	1/16W		R8626	1-216-809-11	RES-CHIP	100	5%	1/10W	
R3002	1-216-864-11	SHORT CHIP					R8627	1-216-809-11	RES-CHIP	100	5%	1/10W	
R3103	1-216-809-11	RES-CHIP	100	5%	1/10W		R8628	1-216-809-11	RES-CHIP	100	5%	1/10W	
R3110	1-216-809-11	RES-CHIP	100	5%	1/10W		R8629	1-216-823-11	RES-CHIP	1.5K	5%	1/10W	
R3111	1-216-809-11	RES-CHIP	100	5%	1/10W		R8630	1-216-823-11	RES-CHIP	1.5K	5%	1/10W	
R3325	1-216-864-11	SHORT CHIP					R8631	1-216-823-11	RES-CHIP	1.5K	5%	1/10W	
R3368	1-216-864-11	SHORT CHIP					R8632	1-216-821-11	RES-CHIP	1K	5%	1/10W	
R3395	1-216-864-11	SHORT CHIP					R8636	1-216-821-11	RES-CHIP	1K	5%	1/10W	
R3396	1-216-864-11	SHORT CHIP					R8637	1-216-821-11	RES-CHIP	1K	5%	1/10W	
R3425	1-218-704-11	METAL CHIP	3.3K	0.50%	1/16W		R8638	1-216-821-11	RES-CHIP	1K	5%	1/10W	
R3534	1-216-809-11	RES-CHIP	100	5%	1/10W		R8639	1-218-704-11	METAL CHIP	3.3K	0.50%	1/16W	
R3536	1-216-833-11	RES-CHIP	10K	5%	1/10W		R8641	1-216-821-11	RES-CHIP	1K	5%	1/10W	
R3537	1-216-833-11	RES-CHIP	10K	5%	1/10W		R8642	1-218-703-11	METAL CHIP	3K	0.50%	1/16W	
R3538	1-216-864-11	SHORT CHIP					R8643	1-216-821-11	RES-CHIP	1K	5%	1/10W	
R3539	1-216-864-11	SHORT CHIP					R8645	1-216-821-11	RES-CHIP	1K	5%	1/10W	
R3540	1-216-864-11	SHORT CHIP					R8646	1-216-821-11	RES-CHIP	1K	5%	1/10W	
R3541	1-216-864-11	SHORT CHIP					R8647	1-216-833-11	RES-CHIP	10K	5%	1/10W	
R3542	1-216-864-11	SHORT CHIP					R8648	1-216-830-11	RES-CHIP	5.6K	5%	1/10W	
R3575	1-216-864-11	SHORT CHIP					R8650	1-216-833-11	RES-CHIP	10K	5%	1/10W	
R3917	1-216-809-11	RES-CHIP	100	5%	1/10W		R8651	1-216-801-11	RES-CHIP	22	5%	1/10W	
R3928	1-216-833-11	RES-CHIP	10K	5%	1/10W		R8652	1-216-833-11	RES-CHIP	10K	5%	1/10W	
R3973	1-216-809-11	RES-CHIP	100	5%	1/10W		R8653	1-216-833-11	RES-CHIP	10K	5%	1/10W	
R3974	1-216-833-11	RES-CHIP	10K	5%	1/10W		R8654	1-216-864-11	SHORT CHIP				
							R8655	1-216-864-11	SHORT CHIP				
R8606	1-216-819-11	RES-CHIP	680	5%	1/10W								
R8607	1-216-819-11	RES-CHIP	680	5%	1/10W								
R8608	1-216-819-11	RES-CHIP	680	5%	1/10W								
R8609	1-216-809-11	RES-CHIP	100	5%	1/10W								
R8610	1-216-809-11	RES-CHIP	100	5%	1/10W								
R8611	1-216-809-11	RES-CHIP	100	5%	1/10W								
R8612	1-216-820-11	RES-CHIP	820	5%	1/10W								
R8613	1-216-820-11	RES-CHIP	820	5%	1/10W								
R8614	1-216-820-11	RES-CHIP	820	5%	1/10W								
R8615	1-216-809-11	RES-CHIP	100	5%	1/10W								
R8616	1-216-809-11	RES-CHIP	100	5%	1/10W								
R8617	1-216-809-11	RES-CHIP	100	5%	1/10W								
R8618	1-218-679-11	METAL CHIP	300	0.50%	1/16W								




REF. NO.	PART NO.	DESCRIPTION	VALUES			REF. NO.	PART NO.	DESCRIPTION	VALUES		
<div><div><div>DH</div><div>*<div>A-1333-142-A DH BOARD, MOUNTED [KV-40XBR800/42DRC800 ONLY]</div></div></div></div>						Q5863	8-729-423-33	TRANSISTOR 2SC3311A-QRSTA			
						Q5864	8-729-423-33	TRANSISTOR 2SC3311A-QRSTA			
						Q5865	8-729-423-33	TRANSISTOR 2SC3311A-QRSTA			
						<div>RESISTOR</div>					
						R5802	1-249-417-11	CARBON	1K	5% 1/4W	
						R5803	1-249-417-11	CARBON	1K	5% 1/4W	
C5801	1-126-964-11	ELECT	10μF	20%	50V	R5804	1-249-429-11	CARBON	10K	5% 1/4W	
C5804	1-102-129-00	CERAMIC	0.01μF	10%	50V	R5805	1-249-430-11	CARBON	12K	5% 1/4W	
C5805	1-126-964-11	ELECT	10μF	20%	50V	R5807	1-215-413-00	METAL	470	1% 1/4W	
C5807	1-102-129-00	CERAMIC	0.01μF	10%	50V						
C5816	1-126-964-11	ELECT	10μF	20%	50V						
						R5808	1-247-883-00	CARBON	150K	5% 1/4W	
C5819	1-126-960-11	ELECT	1μF	20%	50V	R5809	1-249-437-11	CARBON	47K	5% 1/4W	
C5822	1-136-165-00	FILM	0.1μF	5%	50V	R5810	1-249-425-11	CARBON	4.7K	5% 1/4W	
C5861	1-126-964-11	ELECT	10μF	20%	50V	R5811	1-249-437-11	CARBON	47K	5% 1/4W	
C5862	1-102-129-00	CERAMIC	0.01μF	10%	50V	R5812	1-249-437-11	CARBON	47K	5% 1/4W	
C5863	1-126-964-11	ELECT	10μF	20%	50V						
						R5813	1-249-437-11	CARBON	47K	5% 1/4W	
C5865	1-126-960-11	ELECT	1μF	20%	50V	R5814	1-249-411-11	CARBON	330	5% 1/4W	
C5866	1-102-129-00	CERAMIC	0.01μF	10%	50V	R5815	1-249-437-11	CARBON	47K	5% 1/4W	
C5868	1-136-165-00	FILM	0.1μF	5%	50V	R5816	1-249-437-11	CARBON	47K	5% 1/4W	
						R5817	1-249-437-11	CARBON	47K	5% 1/4W	
<div>CONNECTOR</div>						R5818	1-249-437-11	CARBON	47K	5% 1/4W	
CN5802	1-564-508-11	PLUG,CONNECTOR	5P			R5819	1-249-437-11	CARBON	47K	5% 1/4W	
CN5803	1-564-507-11	PLUG,CONNECTOR	4P			R5823	1-249-395-11	CARBON	15	5% 1/4W	
CN5861	1-564-506-11	PLUG,CONNECTOR	3P			R5825	1-249-417-11	CARBON	1K	5% 1/4W	
CN5862	1-564-506-11	PLUG,CONNECTOR	3P			R5828	1-249-377-11	CARBON	0.47	5% 1/4W	
<div>DIODE</div>						R5839	1-249-429-11	CARBON	10K	5% 1/4W	
D5805	8-719-991-33	DIODE 1SS133T-77				R5845	1-249-425-11	CARBON	4.7K	5% 1/4W	
						R5846	1-249-417-11	CARBON	1K	5% 1/4W	
<div>IC</div>						R5847	1-247-807-31	CARBON	100	5% 1/4W	
IC5805	8-759-822-38	IC LA6510				R5848	1-249-417-11	CARBON	1K	5% 1/4W	
IC5861	8-759-822-38	IC LA6510									
IC5870	1-418-473-11	SENSOR, MAGNETIC	MIU-212			R5849	1-249-377-11	CARBON	0.47	5% 1/4W	
						R5852	1-249-441-11	CARBON	100K	5% 1/4W	
						R5854	1-249-429-11	CARBON	10K	5% 1/4W	
						R5860	1-247-807-31	CARBON	100	5% 1/4W	
						R5861	1-249-417-11	CARBON	1K	5% 1/4W	
						R5862	1-249-417-11	CARBON	1K	5% 1/4W	
						R5863	1-249-417-11	CARBON	1K	5% 1/4W	
Q5807	8-729-423-33	TRANSISTOR 2SC3311A-QRSTA				R5864	1-215-413-00	METAL	470	1% 1/4W	
Q5808	8-729-423-33	TRANSISTOR 2SC3311A-QRSTA				R5865	1-249-429-11	CARBON	10K	5% 1/4W	
Q5809	8-729-423-33	TRANSISTOR 2SC3311A-QRSTA				R5867	1-249-417-11	CARBON	1K	5% 1/4W	
Q5810	8-729-119-76	TRANSISTOR 2SA1309A-QRSTA									
Q5811	8-729-423-33	TRANSISTOR 2SC3311A-QRSTA									
Q5812	8-729-423-33	TRANSISTOR 2SC3311A-QRSTA				R5868	1-249-429-11	CARBON	10K	5% 1/4W	
Q5860	8-729-119-76	TRANSISTOR 2SA1309A-QRSTA				R5869	1-249-429-11	CARBON	10K	5% 1/4W	
Q5861	8-729-423-33	TRANSISTOR 2SC3311A-QRSTA				R5871	1-249-411-11	CARBON	330	5% 1/4W	
Q5862	8-729-423-33	TRANSISTOR 2SC3311A-QRSTA									




REF. NO.	PART NO.	DESCRIPTION	VALUES			REF. NO.	PART NO.	DESCRIPTION	VALUES		
R5873	1-249-441-11	CARBON	100K	5%	1/4W	<u>VARISTOR</u>					
R5874	1-249-437-11	CARBON	47K	5%	1/4W	VD1102	1-803-974-21	VARISTOR, CHIP			
R5876	1-249-425-11	CARBON	4.7K	5%	1/4W	<div>HA</div>					
R5877	1-247-883-00	CARBON	150K	5%	1/4W	*	A-1400-549-A HA BOARD, MOUNTED [ALL EXCEPT KV-34XBR800]				
R5878	1-249-425-11	CARBON	4.7K	5%	1/4W	<u>CAPACITOR</u>					
R5879	1-249-417-11	CARBON	1K	5%	1/4W	C1002	1-126-964-11	ELECT	10μF	20%	50V
R5882	1-249-377-11	CARBON	0.47	5%	1/4W	<u>CONNECTOR</u>					
R5883	1-249-377-11	CARBON	0.47	5%	1/4W	* CN1000	1-764-333-11	PLUG,CONNECTOR	10P		
R5884	1-249-395-11	CARBON	15	5%	1/4W	<u>DIODE</u>					
R5885	1-249-377-11	CARBON	0.47	5%	1/4W	D1004	8-719-070-80	DIODE LNK0120022G			
R5886	1-249-385-11	CARBON	2.2	5%	1/4W	D1005	8-719-070-80	DIODE LNK0120022G			
<div>HB</div>						<u>IC</u>					
*	A-1400-548-A HB BOARD, MOUNTED					IC1000	8-742-205-20	HYB IC SBX3081-01(20)			
<u>CAPACITOR</u>						<u>RESISTOR</u>					
C1100	1-126-960-11	ELECT	1μF	20%	50V	R1000	1-249-385-11	CARBON	2.2	5%	1/4W
C1101	1-126-960-11	ELECT	1μF	20%	50V	R1001	1-249-385-11	CARBON	2.2	5%	1/4W
<u>CONNECTOR</u>						R1002	1-249-413-11	CARBON	470	5%	1/4W
CN1100	1-764-334-11	PLUG,CONNECTOR	11P			R1003	1-249-415-11	CARBON	680	5%	1/4W
<u>DIODE</u>						R1005	1-249-417-11	CARBON	1K	5%	1/4W
D1100	8-719-977-28	DIODE UDZSTE-1710B				R1006	1-249-421-11	CARBON	2.2K	5%	1/4W
D1101	8-719-977-28	DIODE UDZSTE-1710B				R1009	1-249-413-11	CARBON	470	5%	1/4W
D1103	8-719-977-28	DIODE UDZSTE-1710B				R1010	1-249-415-11	CARBON	680	5%	1/4W
<u>FILTER</u>						R1011	1-249-417-11	CARBON	1K	5%	1/4W
FL1100	1-239-583-21	FERRITE	0μH			R1012	1-249-421-11	CARBON	2.2K	5%	1/4W
FL1101	1-239-583-21	FERRITE	0μH			R1013	1-249-425-11	CARBON	4.7K	5%	1/4W
FL1102	1-239-583-21	FERRITE	0μH			R1014	1-249-431-11	CARBON	15K	5%	1/4W
<u>JACK</u>						R1015	1-249-433-11	CARBON	22K	5%	1/4W
J1100	1-770-053-12	TERMINAL BLOCK, S (LIGHT ANGLE)				R1016	1-249-409-11	CARBON	220	5%	1/4W
<u>RESISTOR</u>						R1017	1-249-409-11	CARBON	220	5%	1/4W
R1100	1-216-853-11	RES-CHIP	470K	5%	1/10W	R1019	1-247-807-31	CARBON	100	5%	1/4W
R1101	1-216-853-11	RES-CHIP	470K	5%	1/10W	<u>SWITCH</u>					
R1102	1-218-665-11	METAL CHIP	75	0.50%	1/16W	S1000	1-692-431-21	SWITCH TACTILE			
R1103	1-218-665-11	METAL CHIP	75	0.50%	1/16W	S1001	1-692-431-21	SWITCH TACTILE			
R1104	1-216-864-11	SHORT CHIP				S1003	1-692-431-21	SWITCH TACTILE			
R1105	1-216-864-11	SHORT CHIP				S1004	1-692-431-21	SWITCH TACTILE			
R1106	1-216-821-11	RES-CHIP	1K	5%	1/10W	S1005	1-692-431-21	SWITCH TACTILE			
R1107	1-218-665-11	METAL CHIP	75	0.50%	1/16W						
R1108	1-216-864-11	SHORT CHIP									






REF. NO.	PART NO.	DESCRIPTION	VALUES			REF. NO.	PART NO.	DESCRIPTION	VALUES			
S1006	1-692-431-21	SWITCH TACTILE				<div>CH</div> <div>* A-1400-550-A CH BOARD, MOUNTED [KV-32HS500/34DRC500/36HS500/38DRC500 ONLY]</div>						
S1007	1-692-431-21	SWITCH TACTILE										
S1008	1-762-837-11	SWITCH TACTILE										
S1009	1-762-837-11	SWITCH TACTILE										
S1010	1-762-837-11	SWITCH TACTILE										
S1011	1-762-837-11	SWITCH TACTILE										
<div>HC</div> <div>* A-1400-709-A HC BOARD, MOUNTED [KV-34XBR800 ONLY]</div>												
	<u>CAPACITOR</u>											
	C1002	1-126-964-11	ELECT	10μF	20% 50V		C9002	1-163-087-00	CERAMIC CHIP	4pF	0.25pF	50V
							C9003	1-163-087-00	CERAMIC CHIP	4pF	0.25pF	50V
							C9004	1-162-114-00	CERAMIC	0.0047μF		2KV
						C9005	1-163-087-00	CERAMIC CHIP	4pF	0.25pF	50V	
						C9009	1-163-227-11	CERAMIC CHIP	10pF	0.50pF	50V	
						C9010	1-163-227-11	CERAMIC CHIP	10pF	0.50pF	50V	
						C9011	1-161-830-00	CERAMIC	0.0047μF		500V	
						C9012	1-161-830-00	CERAMIC	0.0047μF		500V	
					C9013	1-163-035-00	CERAMIC CHIP	0.047μF		50V		
* CN1000	1-764-333-11	PLUG,CONNECTOR	10P			C9014	1-161-830-00	CERAMIC	0.0047μF		500V	
						C9015	1-163-227-11	CERAMIC CHIP	10pF	0.50pF	50V	
						C9018	1-107-961-91	ELECT	10μF	20%	250V	
D1004	8-719-070-80	DIODE LNK0120022G				C9019	1-163-035-00	CERAMIC CHIP	0.047μF		50V	
D1005	8-719-070-80	DIODE LNK0120022G				C9020	1-107-961-91	ELECT	10μF	20%	250V	
						C9021	1-107-961-91	ELECT	10μF	20%	250V	
						C9022	1-101-004-00	CERAMIC	0.01μF		50V	
						C9023	1-101-004-00	CERAMIC	0.01μF		50V	
						C9024	1-163-035-00	CERAMIC CHIP	0.047μF		50V	
						C9025	1-104-653-11	ELECT	220μF	20%	16V	
						C9026	1-163-035-00	CERAMIC CHIP	0.047μF		50V	
						C9027	1-101-004-00	CERAMIC	0.01μF		50V	
						C9028	1-163-017-00	CERAMIC CHIP	0.0047μF	10%	50V	
						C9029	1-163-017-00	CERAMIC CHIP	0.0047μF	10%	50V	
						C9030	1-163-017-00	CERAMIC CHIP	0.0047μF	10%	50V	
						C9031	1-162-114-00	CERAMIC	0.0047μF		2KV	
						C9032	1-162-116-00	CERAMIC	680pF	10%	2KV	
						C9033	1-107-662-11	ELECT	22μF	20%	250V	
						C9036	1-115-339-11	CERAMIC CHIP	0.1μF	10%	50V	
						C9042	1-126-940-11	ELECT	330μF	20%	25V	
						C9046	1-126-933-11	ELECT	100μF	20%	16V	
						<u>CONNECTOR</u>						
						CN9001	1-764-334-11	PLUG,CONNECTOR		11P		
						* CN9002	1-564-507-11	PLUG,CONNECTOR		4P		
						CN9003	1-695-915-11	TAB (CONTACT)				
						CN9004	1-695-915-11	TAB (CONTACT)				
						CN9009	1-785-879-11	CONNECTOR, ONE TOUCH				

NOTE: The components identified by shading and  mark are critical for safety. Replace only with part number specified.

NOTE: Les composants identifiés par un trame et une marque  sont critiques pour la sécurité. Ne les remplacer que par une pièce portant le numéro spécifié.





REF. NO.	PART NO.	DESCRIPTION	VALUES	REF. NO.	PART NO.	DESCRIPTION	VALUES
DIODE				R9016	1-216-033-00	RES-CHIP	220 5% 1/10W
D9002	8-719-977-28	DIODE UDZSTE-1710B		R9018	1-216-041-00	RES-CHIP	470 5% 1/10W
D9005	8-719-404-50	DIODE MA111-TX		R9019	1-216-041-00	RES-CHIP	470 5% 1/10W
D9006	8-719-051-85	DIODE HSS83TD		R9026	1-216-658-11	METAL CHIP	2K 0.50% 1/10W
D9007	8-719-051-85	DIODE HSS83TD		R9031	1-216-658-11	METAL CHIP	2K 0.50% 1/10W
D9008	8-719-051-85	DIODE HSS83TD		R9033	1-215-447-00	METAL	12K 1% 1/4W
D9009	8-719-908-03	DIODE GP08DPKG23		R9034	1-215-439-00	METAL	5.6K 1% 1/4W
D9010	8-719-110-17	DIODE MTZJ-T-77-10B		R9035	1-216-659-11	METAL CHIP	2.2K 0.50% 1/10W
IC				R9036	1-216-049-11	RES-CHIP	1K 5% 1/10W
IC9001	8-759-360-83	IC TDA6111Q/N4		R9037	1-215-929-11	METAL OXIDE	100K 5% 3W
IC9002	8-759-360-83	IC TDA6111Q/N4		R9038	1-216-659-11	METAL CHIP	2.2K 0.50% 1/10W
IC9003	8-759-360-83	IC TDA6111Q/N4		R9039	1-216-659-11	METAL CHIP	2.2K 0.50% 1/10W
CRT SOCKET				R9041	1-216-049-11	RES-CHIP	1K 5% 1/10W
				R9042	1-216-049-11	RES-CHIP	1K 5% 1/10W
 J9001	1-451-544-21	SOCKET, CRT		R9043	1-215-929-11	METAL OXIDE	100K 5% 3W
COIL				R9044	1-215-929-11	METAL OXIDE	100K 5% 3W
L9002	1-408-591-11	INDUCTOR	1μH	R9047	1-202-557-00	SOLID	220 20% 1/2W
L9003	1-408-591-11	INDUCTOR	1μH	R9048	1-216-049-11	RES-CHIP	1K 5% 1/10W
L9004	1-408-591-11	INDUCTOR	1μH	R9049	1-216-049-11	RES-CHIP	1K 5% 1/10W
L9005	1-406-666-21	INDUCTOR	150μH	R9050	1-249-424-11	CARBON	3.9K 5% 1/4W
L9006	1-412-525-31	INDUCTOR	10μH	R9051	1-202-557-00	SOLID	220 20% 1/2W
TRANSISTOR				R9052	1-202-557-00	SOLID	220 20% 1/2W
Q9001	8-729-424-02	TRANSISTOR 2SB709A-QRS-TX		R9053	1-249-424-11	CARBON	3.9K 5% 1/4W
Q9003	8-729-422-27	TRANSISTOR 2SD601A-QRS-TX		R9054	1-249-424-11	CARBON	3.9K 5% 1/4W
Q9004	8-729-422-27	TRANSISTOR 2SD601A-QRS-TX		R9056	1-202-549-00	SOLID	100 20% 1/2W
Q9005	8-729-422-27	TRANSISTOR 2SD601A-QRS-TX		R9057	1-202-847-00	SOLID	560K 20% 1/2W
Q9009	8-729-424-02	TRANSISTOR 2SB709A-QRS-TX		R9059	1-202-818-00	SOLID	1K 20% 1/2W
Q9010	8-729-424-02	TRANSISTOR 2SB709A-QRS-TX		R9061	1-202-549-00	SOLID	100 20% 1/2W
Q9011	8-729-424-02	TRANSISTOR 2SB709A-QRS-TX		R9062	1-260-123-11	CARBON	100K 5% 1/2W
Q9014	8-729-823-81	TRANSISTOR 2SC4632LS-CB7		R9063	1-216-097-11	RES-CHIP	100K 5% 1/10W
RESISTOR				R9065	1-216-065-91	RES-CHIP	4.7K 5% 1/10W
R9001	1-216-041-00	RES-CHIP	470 5% 1/10W	R9068	1-216-101-00	RES-CHIP	150K 5% 1/10W
R9006	1-216-073-91	RES-CHIP	10K 5% 1/10W	R9070	1-249-411-11	CARBON	330 5% 1/4W
R9007	1-216-658-11	METAL CHIP	2K 0.50% 1/10W	R9071	1-249-411-11	CARBON	330 5% 1/4W
R9008	1-216-085-91	RES-CHIP	33K 5% 1/10W	R9072	1-216-037-00	RES-CHIP	330 5% 1/10W
R9012	1-216-049-11	RES-CHIP	1K 5% 1/10W	R9073	1-216-049-11	RES-CHIP	1K 5% 1/10W
R9013	1-216-049-11	RES-CHIP	1K 5% 1/10W	R9074	1-216-655-11	METAL CHIP	1.5K 0.50% 1/10W
R9014	1-216-033-00	RES-CHIP	220 5% 1/10W	R9077	1-216-073-91	RES-CHIP	10K 5% 1/10W
R9015	1-249-409-11	CARBON	220 5% 1/4W	R9089	1-208-806-11	METAL CHIP	10K 0.50% 1/10W
				R9091	1-215-429-00	METAL	2.2K 1% 1/4W
				VARIABLE RESISTOR			
				 RV9001	1-241-714-11	RES, ADJ, METAL FILM	110M





REF. NO.	PART NO.	DESCRIPTION	VALUES				REF. NO.	PART NO.	DESCRIPTION	VALUES			
<div><div>CX</div><div><div>*<div>A-1400-562-A</div><div>CX BOARD, MOUNTED</div><div>[KV-32HV600/34XBR800/36XBR800/40XBR800/42DRC800 ONLY]</div></div></div></div>													
<div>CAPACITOR</div>													
C9004	1-162-114-00	CERAMIC	0.0047μF	2KV									
C9009	1-163-104-00	CERAMIC CHIP	30pF	5%	50V								
C9010	1-163-104-00	CERAMIC CHIP	30pF	5%	50V								
C9011	1-161-830-00	CERAMIC	0.0047μF	500V									
C9012	1-161-830-00	CERAMIC	0.0047μF	500V									
C9013	1-163-035-00	CERAMIC CHIP	0.047μF	50V									
C9014	1-161-830-00	CERAMIC	0.0047μF	500V									
C9015	1-163-237-11	CERAMIC CHIP	27pF	5%	50V								
C9018	1-107-961-91	ELECT	10μF	20%	250V								
C9019	1-164-004-11	CERAMIC CHIP	0.1μF	10%	25V								
C9020	1-107-961-91	ELECT	10μF	20%	250V								
C9021	1-107-961-91	ELECT	10μF	20%	250V								
C9022	1-101-004-00	CERAMIC	0.01μF	50V									
C9023	1-101-004-00	CERAMIC	0.01μF	50V									
C9024	1-164-004-11	CERAMIC CHIP	0.1μF	10%	25V								
C9025	1-104-653-11	ELECT	220μF	20%	16V								
C9026	1-164-004-11	CERAMIC CHIP	0.1μF	10%	25V								
C9027	1-101-004-00	CERAMIC	0.01μF	50V									
C9031	1-162-114-00	CERAMIC	0.0047μF	2KV									
C9032	1-162-116-00	CERAMIC	680pF	10%	2KV								
C9033	1-107-662-11	ELECT	22μF	20%	250V								
C9036	1-115-339-11	CERAMIC CHIP	0.1μF	10%	50V								
C9042	1-126-940-11	ELECT	330μF	20%	25V								
C9044	1-126-934-11	ELECT	220μF	20%	16V								
C9045	1-164-004-11	CERAMIC CHIP	0.1μF	10%	25V								
C9046	1-126-933-11	ELECT	100μF	20%	16V								
C9048	1-164-004-11	CERAMIC CHIP	0.1μF	10%	25V								
C9049	1-164-004-11	CERAMIC CHIP	0.1μF	10%	25V								
C9050	1-164-004-11	CERAMIC CHIP	0.1μF	10%	25V								
<div>CONNECTOR</div>													
CN9001	1-764-334-11	PLUG,CONNECTOR	11P										
CN9002	1-564-507-11	PLUG,CONNECTOR	4P										
CN9003	1-695-915-11	TAB (CONTACT)											
CN9004	1-695-915-11	TAB (CONTACT)											
CN9009	1-785-879-11	CONNECTOR, ONE TOUCH											

<div>DIODE</div>													
D9005	8-719-404-50	DIODE MA111-TX											
D9006	8-719-051-85	DIODE HSS83TD											
D9007	8-719-051-85	DIODE HSS83TD											
D9008	8-719-051-85	DIODE HSS83TD											
D9009	8-719-908-03	DIODE GP08DPKG23											
D9010	8-719-110-17	DIODE MTZJ-T-77-10											
<div>IC</div>													
IC9001	8-759-680-01	IC TDA6120Q/N2/S1											
IC9002	8-759-680-01	IC TDA6120Q/N2/S1											
IC9003	8-759-680-01	IC TDA6120Q/N2/S1											
<div>CRT SOCKET</div>													
J9001	1-451-544-21	SOCKET, CRT											
<div>COIL</div>													
L9002	1-408-592-11	INDUCTOR	1.2μH										
L9003	1-408-592-11	INDUCTOR	1.2μH										
L9004	1-408-592-11	INDUCTOR	1.2μH										
L9005	1-406-666-21	INDUCTOR	150μH										
L9006	1-412-526-11	INDUCTOR	12μH										
<div>NEON LAMP</div>													
NL9003	1-519-421-11	GAP, DISCHARGE											
<div>TRANSISTOR</div>													
Q9001	8-729-424-02	TRANSISTOR 2SB709A-QRS-TX											
Q9003	8-729-422-27	TRANSISTOR 2SD601A-QRS-TX											
Q9004	8-729-422-27	TRANSISTOR 2SD601A-QRS-TX											
Q9005	8-729-422-27	TRANSISTOR 2SD601A-QRS-TX											
Q9007	8-729-141-73	TRANSISTOR 2SC3624A-T1L15L16											
Q9009	8-729-424-02	TRANSISTOR 2SB709A-QRS-TX											
Q9010	8-729-424-02	TRANSISTOR 2SB709A-QRS-TX											
Q9011	8-729-424-02	TRANSISTOR 2SB709A-QRS-TX											
Q9013	8-729-141-73	TRANSISTOR 2SC3624A-T1L15L16											
Q9014	8-729-823-81	TRANSISTOR 2SC4632LS-CB7											
Q9015	8-729-141-73	TRANSISTOR 2SC3624A-T1L15L16											
<div>RESISTOR</div>													
R9001	1-216-633-11	METAL CHIP	180	0.50%	1/10W								
R9006	1-216-073-91	RES-CHIP	10K	5%	1/10W								
R9007	1-216-652-11	METAL CHIP	1.1K	0.50%	1/10W								
R9012	1-216-295-91	SHORT CHIP											
R9013	1-216-049-11	RES-CHIP	1K	5%	1/10W								

NOTE: The components identified by shading and  mark are critical for safety. Replace only with part number specified.

NOTE: Les composants identifiés par un triangle et une marque  sont critiques pour la sécurité. Ne les remplacer que par une pièce portant le numéro spécifié.



REF. NO.	PART NO.	DESCRIPTION	VALUES			REF. NO.	PART NO.	DESCRIPTION	VALUES		
R9014	1-216-033-00	RES-CHIP	220	5%	1/10W	R9089	1-208-803-11	METAL CHIP	7.5K	0.50%	1/10W
R9015	1-249-409-11	CARBON	220	5%	1/4W	R9091	1-215-429-00	METAL	2.2K	1%	1/4W
R9016	1-216-033-00	RES-CHIP	220	5%	1/10W	R9092	1-216-295-91	SHORT CHIP			
R9018	1-216-633-11	METAL CHIP	180	0.50%	1/10W	R9094	1-216-295-91	SHORT CHIP			
R9019	1-216-633-11	METAL CHIP	180	0.50%	1/10W	R9095	1-216-295-91	SHORT CHIP			
VARIABLE RESISTOR											
R9020	1-216-025-11	RES-CHIP	100	5%	1/10W	 RV9001	1-241-714-11	RES, ADJ, METAL FILM	110M		
R9021	1-216-103-00	RES-CHIP	180K	5%	1/10W						
R9022	1-216-073-91	RES-CHIP	10K	5%	1/10W	*					
R9023	1-216-103-00	RES-CHIP	180K	5%	1/10W		A-1400-561-A	W BOARD, MOUNTED			
R9025	1-216-025-11	RES-CHIP	100	5%	1/10W		4-382-854-01	SCREW (M3X8), P, SW (+)			
R9026	1-216-652-11	METAL CHIP	1.1K	0.50%	1/10W		CAPACITOR				
R9027	1-216-103-00	RES-CHIP	180K	5%	1/10W	C9101	1-104-999-11	MYLAR	0.1μF	10%	200V
R9028	1-216-103-00	RES-CHIP	180K	5%	1/10W	C9104	1-126-933-11	ELECT	100μF	20%	16V
R9029	1-216-073-91	RES-CHIP	10K	5%	1/10W	C9105	1-162-964-11	CERAMIC CHIP	0.001μF	10%	50V
R9030	1-216-073-91	RES-CHIP	10K	5%	1/10W	C9106	1-164-156-11	CERAMIC CHIP	0.1μF		25V
R9031	1-216-652-11	METAL CHIP	1.1K	0.50%	1/10W	C9108	1-107-662-11	ELECT	22μF	20%	250V
R9032	1-216-103-00	RES-CHIP	180K	5%	1/10W	C9109	1-161-830-00	CERAMIC	0.0047μF		500V
R9033	1-215-435-00	METAL	3.9K	1%	1/4W	C9110	1-164-156-11	CERAMIC CHIP	0.1μF		25V
R9034	1-215-428-00	METAL	2K	1%	1/4W	C9111	1-126-964-11	ELECT	10μF	20%	50V
R9035	1-216-103-00	RES-CHIP	180K	5%	1/10W	C9112	1-162-970-11	CERAMIC CHIP	0.01μF	10%	25V
R9036	1-216-083-00	RES-CHIP	27K	5%	1/10W	C9113	1-137-528-11	MYLAR	0.1μF	10%	250V
R9037	1-215-926-00	METAL OXIDE	33K	5%	3W	C9114	1-107-636-11	ELECT	10μF	20%	160V
R9039	1-216-025-11	RES-CHIP	100	5%	1/10W	C9115	1-137-528-11	MYLAR	0.1μF	10%	250V
R9041	1-216-083-00	RES-CHIP	27K	5%	1/10W	C9116	1-164-156-11	CERAMIC CHIP	0.1μF		25V
R9042	1-216-083-00	RES-CHIP	27K	5%	1/10W	C9117	1-117-450-11	MYLAR	0.47μF	10%	250V
R9043	1-215-926-00	METAL OXIDE	33K	5%	3W	C9118	1-107-826-11	CERAMIC CHIP	0.1μF	10%	16V
R9044	1-215-926-00	METAL OXIDE	33K	5%	3W	C9119	1-126-947-11	ELECT	47μF	20%	16V
R9047	1-202-557-00	SOLID	220	20%	1/2W	C9120	1-130-495-00	MYLAR	0.1μF	5%	50V
R9048	1-216-049-11	RES-CHIP	1K	5%	1/10W	C9121	1-126-947-11	ELECT	47μF	20%	16V
R9049	1-216-049-11	RES-CHIP	1K	5%	1/10W	C9122	1-164-156-11	CERAMIC CHIP	0.1μF		25V
R9051	1-202-557-00	SOLID	220	20%	1/2W	C9123	1-126-964-11	ELECT	10μF	20%	50V
R9052	1-202-557-00	SOLID	220	20%	1/2W	C9125	1-130-495-00	MYLAR	0.1μF	5%	50V
R9056	1-202-549-00	SOLID	100	20%	1/2W	C9126	1-126-947-11	ELECT	47μF	20%	16V
R9057	1-202-847-00	SOLID	560K	20%	1/2W	C9127	1-130-495-00	MYLAR	0.1μF	5%	50V
R9059	1-202-818-00	SOLID	1K	20%	1/2W	C9128	1-162-970-11	CERAMIC CHIP	0.01μF	10%	25V
R9061	1-202-549-00	SOLID	100	20%	1/2W		CONNECTOR				
R9062	1-260-123-11	CARBON	100K	5%	1/2W	* CN9100	1-564-512-11	PLUG,CONNECTOR		9P	
R9063	1-216-097-11	RES-CHIP	100K	5%	1/10W	* CN9101	1-564-506-11	PLUG,CONNECTOR		3P	
R9070	1-247-807-31	CARBON	100	5%	1/4W	* CN9102	1-564-508-11	PLUG,CONNECTOR		5P	
R9071	1-247-807-31	CARBON	100	5%	1/4W	* CN9103	1-770-747-11	CONNECTOR, BOARD TO BOARD		12P	
R9072	1-216-025-11	RES-CHIP	100	5%	1/10W						
R9073	1-216-049-11	RES-CHIP	1K	5%	1/10W						
R9074	1-208-782-11	METAL CHIP	1K	0.50%	1/10W						
R9077	1-216-073-91	RES-CHIP	10K	5%	1/10W						



REF. NO.	PART NO.	DESCRIPTION	VALUES				REF. NO.	PART NO.	DESCRIPTION	VALUES			
<u>FERRITE BEAD</u>							R9116	1-249-389-11	CARBON	4.7	5%	1/4W	
FB9100	1-410-397-21	FERRITE	1.1μH				R9117	1-249-389-11	CARBON	4.7	5%	1/4W	
FB9101	1-410-397-21	FERRITE	1.1μH				R9118	1-249-389-11	CARBON	4.7	5%	1/4W	
<u>IC</u>							R9119	1-249-389-11	CARBON	4.7	5%	1/4W	
							R9120	1-216-829-11	RES-CHIP	4.7K	5%	1/10W	
IC9100	8-759-803-42	IC LA6500-FA					R9121	1-216-848-11	RES-CHIP	180K	5%	1/10W	
IC9102	8-759-803-42	IC LA6500-FA					R9122	1-216-847-11	RES-CHIP	150K	5%	1/10W	
<u>CHIP CONDUCTOR</u>							R9123	1-216-848-11	RES-CHIP	180K	5%	1/10W	
JR9100	1-216-864-11	SHORT CHIP					R9124	1-216-847-11	RES-CHIP	150K	5%	1/10W	
JR9101	1-216-864-11	SHORT CHIP					R9125	1-216-829-11	RES-CHIP	4.7K	5%	1/10W	
<u>COIL</u>							R9126	1-216-805-11	RES-CHIP	47	5%	1/10W	
							R9127	1-216-805-11	RES-CHIP	47	5%	1/10W	
L9100	1-412-525-31	INDUCTOR	10μH				R9128	1-215-890-11	METAL OXIDE	470	5%	2W	
<u>TRANSISTOR</u>							R9129	1-249-395-11	CARBON	15	5%	1/4W	
							R9130	1-218-700-11	METAL CHIP	2.2K	0.50%	1/16W	
Q9100	8-729-422-27	TRANSISTOR 2SD601A-QRS-TX					R9131	1-218-730-11	METAL CHIP	39K	0.50%	1/16W	
Q9101	8-729-422-27	TRANSISTOR 2SD601A-QRS-TX					R9132	1-218-713-11	METAL CHIP	7.5K	0.50%	1/16W	
Q9102	8-729-424-02	TRANSISTOR 2SB709A-QRS-TX					R9133	1-249-395-11	CARBON	15	5%	1/4W	
Q9103	8-729-422-27	TRANSISTOR 2SD601A-QRS-TX					R9134	1-249-383-11	CARBON	1.5	5%	1/4W	
Q9104	8-729-424-02	TRANSISTOR 2SB709A-QRS-TX					R9135	1-218-692-11	METAL CHIP	1K	0.50%	1/16W	
Q9105	8-729-422-27	TRANSISTOR 2SD601A-QRS-TX					R9136	1-218-690-11	METAL CHIP	820	0.50%	1/16W	
Q9106	8-729-424-02	TRANSISTOR 2SB709A-QRS-TX					R9137	1-218-723-11	METAL CHIP	20K	0.50%	1/16W	
Q9107	8-729-422-27	TRANSISTOR 2SD601A-QRS-TX					R9138	1-218-716-11	METAL CHIP	10K	0.50%	1/16W	
Q9108	8-729-424-02	TRANSISTOR 2SB709A-QRS-TX					R9139	1-218-692-11	METAL CHIP	1K	0.50%	1/16W	
Q9109	8-729-422-27	TRANSISTOR 2SD601A-QRS-TX					R9141	1-214-657-11	METAL	1	1%	1/4W	
Q9110	8-729-045-04	TRANSISTOR 2SC5511					R9142	1-214-657-11	METAL	1	1%	1/4W	
Q9111	8-729-045-05	TRANSISTOR 2SA2005					R9143	1-216-429-00	METAL OXIDE	270	5%	1W	
<u>RESISTOR</u>							R9144	1-215-867-00	METAL OXIDE	470	5%	1W	
R9101	1-216-805-11	RES-CHIP	47	5%	1/10W								
R9102	1-249-381-11	CARBON	1	5%	1/4W								
R9103	1-216-819-11	RES-CHIP	680	5%	1/10W								
R9104	1-216-820-11	RES-CHIP	820	5%	1/10W								
R9105	1-216-837-11	RES-CHIP	22K	5%	1/10W								
R9106	1-218-715-11	METAL CHIP	9.1K	0.50%	1/16W								
R9107	1-216-809-11	RES-CHIP	100	5%	1/10W								
R9108	1-216-817-11	RES-CHIP	470	5%	1/10W								
R9109	1-216-817-11	RES-CHIP	470	5%	1/10W								
R9110	1-216-805-11	RES-CHIP	47	5%	1/10W								
R9111	1-216-805-11	RES-CHIP	47	5%	1/10W								
R9112	1-249-389-11	CARBON	4.7	5%	1/4W								
R9113	1-249-389-11	CARBON	4.7	5%	1/4W								
R9114	1-249-389-11	CARBON	4.7	5%	1/4W								
R9115	1-249-389-11	CARBON	4.7	5%	1/4W								

REF. NO.	PART NO.	DESCRIPTION	VALUES	REF. NO.	PART NO.	DESCRIPTION	VALUES
<u>ACCESSORIES AND PACKING</u>				*	4-088-249-01	CARTON, INDIVIDUAL [KV-36XBR800 ONLY]	
*	4-041-426-01	BAG, PROTECTION [FOR KV-40XBR800 ONLY]		*	4-088-518-01	CARTON, HSC [KV-34XBR800 ONLY]	
*	4-066-845-02	BAG, PROTECTION [FOR KV-34DRC500(S) ONLY]			4-087-503-22	MANUAL, INSTRUCTION [KV-32HS500/36HS500 ONLY]	
*	4-066-845-11	BAG, PROTECTION [FOR KV-32HS500/32HV600/34DRC500(N)/34XBR800 ONLY]			4-087-503-31	MANUAL, INSTRUCTION [KV-32HS500(CND)/36HS500(CND) ONLY]	
*	4-087-598-01	BAG, PROTECTION [FOR KV-36HS500/36XBR800 ONLY]			4-087-503-41	MANUAL, INSTRUCTION [KV-34DRC500 ONLY]	
*	4-081-640-02	CUSHION, UPPER [KV-34XBR800 ONLY]			4-087-505-21	MANUAL, INSTRUCTION [KV-34XBR800 ONLY]	
*	4-081-641-01	CUSHION, LOWER [KV-34XBR800 ONLY]			4-087-505-31	MANUAL, INSTRUCTION [KV-34XBR800(CND) ONLY]	
*	4-082-894-03	CUSHION, UPPER [KV-40XBR800 ONLY]			4-087-507-21	MANUAL, INSTRUCTION [KV-36XBR800/40XBR800 ONLY]	
*	4-082-895-02	CUSHION, LOWER [KV-40XBR800 ONLY]			4-087-507-31	MANUAL, INSTRUCTION [KV-36XBR800(CND) ONLY]	
*	4-086-430-01	CUSHION, FRONT (UPPER) [KV-36HS500 ONLY]			4-087-509-21	MANUAL, INSTRUCTION [KV-32HV600 ONLY]	
*	4-086-431-01	CUSHION, REAR (UPPER) [KV-36HS500 ONLY]		*	4-041-423-01	SHEET, PROTECTION [KV-36HS500/36XBR800 ONLY]	
*	4-086-432-01	CUSHION, LOWER [KV-36HS500 ONLY]		*	4-042-463-01	SHEET, PROTECTION [KV-40XBR800 ONLY]	
*	4-086-688-01	CUSHION, FRONT (UPPER) [KV-32HS500/32HV600/34DRC500 ONLY]		<u>REMOTE COMMANDER</u>			
*	4-086-689-01	CUSHION, REAR [KV-34DRC500(S) ONLY]			1-468-679-11	REMOTE COMMANDER (RM-Y186) [KV-32HS500/34DRC500/36HS500 ONLY]	
*	4-086-690-01	CUSHION, LOWER [KV-32HS500/32HV600/34DRC500 ONLY]			1-468-680-11	REMOTE COMMANDER (RM-Y187) [KV-32HV600/36XBR800/40XBR800 ONLY]	
*	4-086-691-01	CUSHION, REAR (UPPER) [KV-32HS500/32HV600/34DRC500(N) ONLY]			1-468-681-11	REMOTE COMMANDER (RM-Y188) [KV-34XBR800 ONLY]	
*	4-088-251-01	CUSHION, UPPER [KV-36XBR800 ONLY]			4-081-888-01	BATTERY COVER [FOR RM-Y187/188] [KV-32HV600/36XBR800/40XBR800/34XBR800 ONLY]	
*	4-088-252-01	CUSHION, LOWER [KV-36XBR800 ONLY]			4-978-977-01	BATTERY COVER [FOR RM-Y186] [KV-32HS500/34DRC500/36HS500 ONLY]	
*	4-082-897-11	CARTON, HSC [KV-40XBR800 ONLY]					
*	4-086-427-01	CARTON, HSC KV-36HS500 ONLY]					
*	4-086-687-01	CARTON, INDIVIDUAL [KV-32HS500/34DRC500 ONLY]					
*	4-087-709-01	CARTON, INDIVIDUAL [KV-32HV600 ONLY]					

CONTROL DOOR INSTALLATION AND DISASSEMBLY INSTRUCTIONS

FOR MODELS:

KV-32HS500

KV-32HV600

KV-36HS500

KV-34DRC500

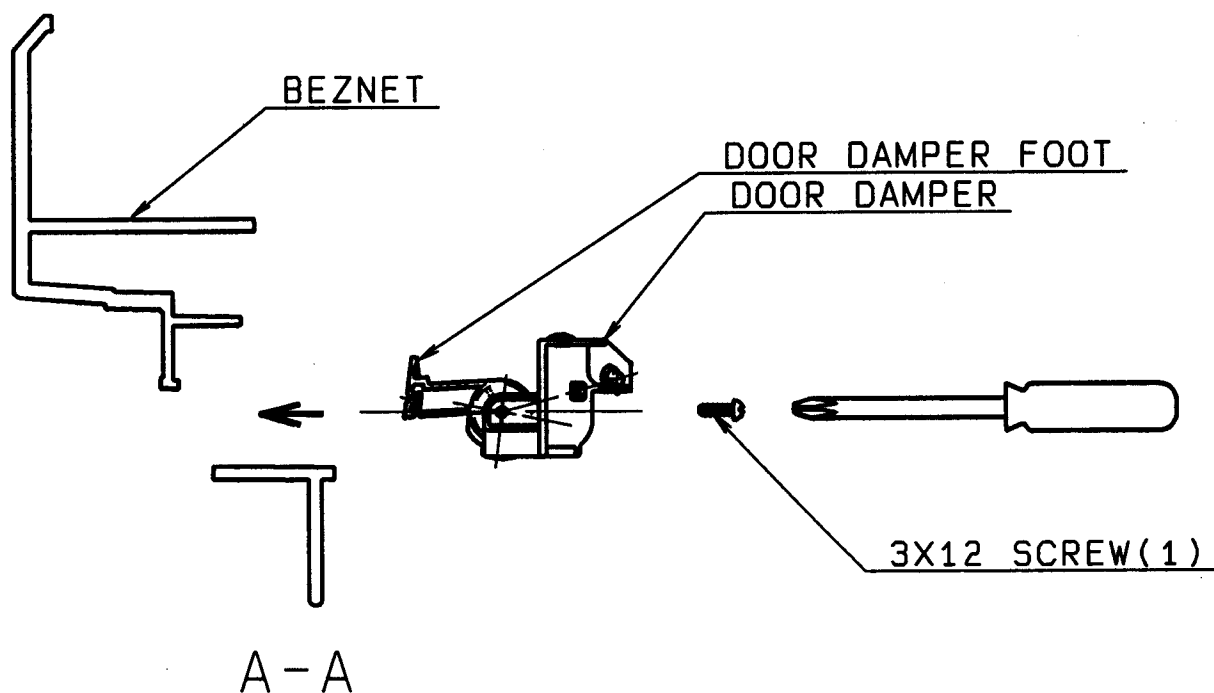
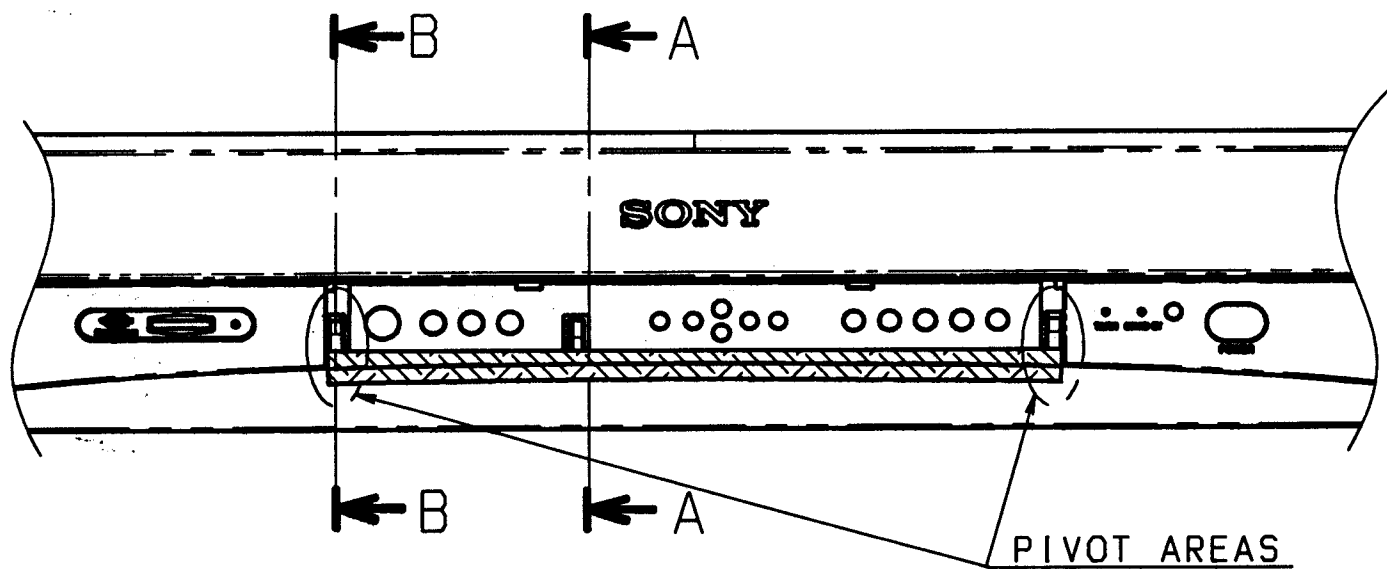
KV-38DRC500

Date: May 9, 2002

Page 1 of 8

INSTALLATION OF HS DOOR


STEP ①



- INSERT DOOR DAMPER WITH THE DOOR DAMPER FOOT IN THE UP POSITION (SEE ILLUSTR. A-A).
- SECURE WITH A 3X12 SCREW.


INSTALLATION OF HS DOOR

STEP ②




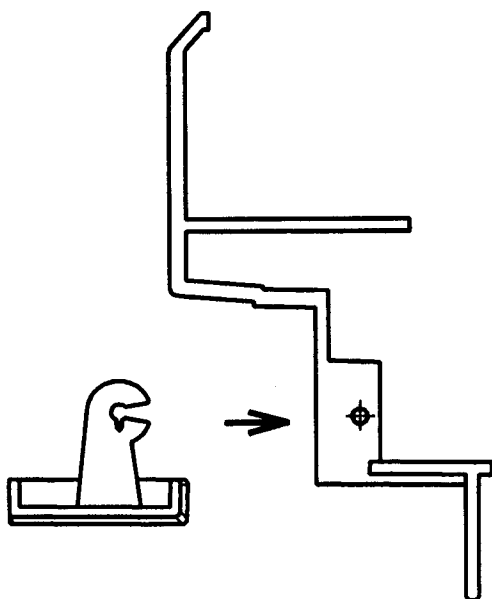
SWING THE DAMPER FOOT TO THE DOWN POSITION.

STEP ③



- ALIGN DOOR HINGES WITH PIVOTS ON BEZNET.
- PUT THE DAMPER FOOT INTO THE DOOR'S HOOK.

STEP ④

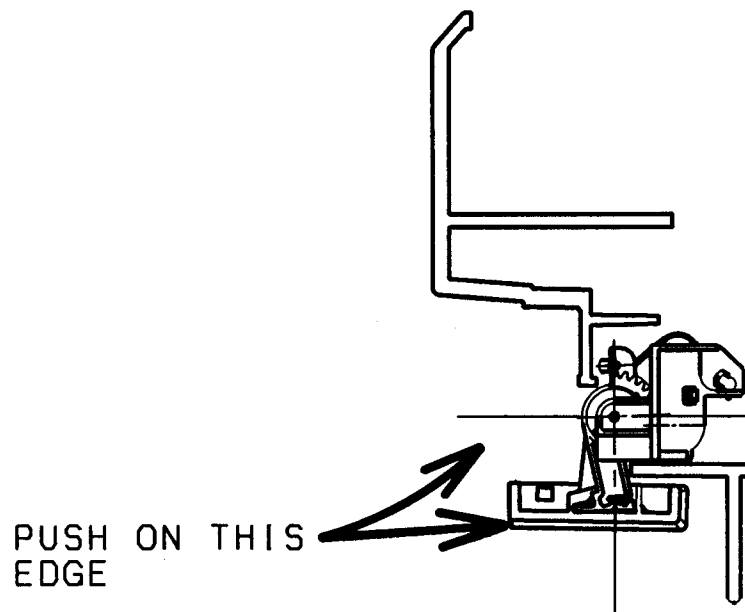
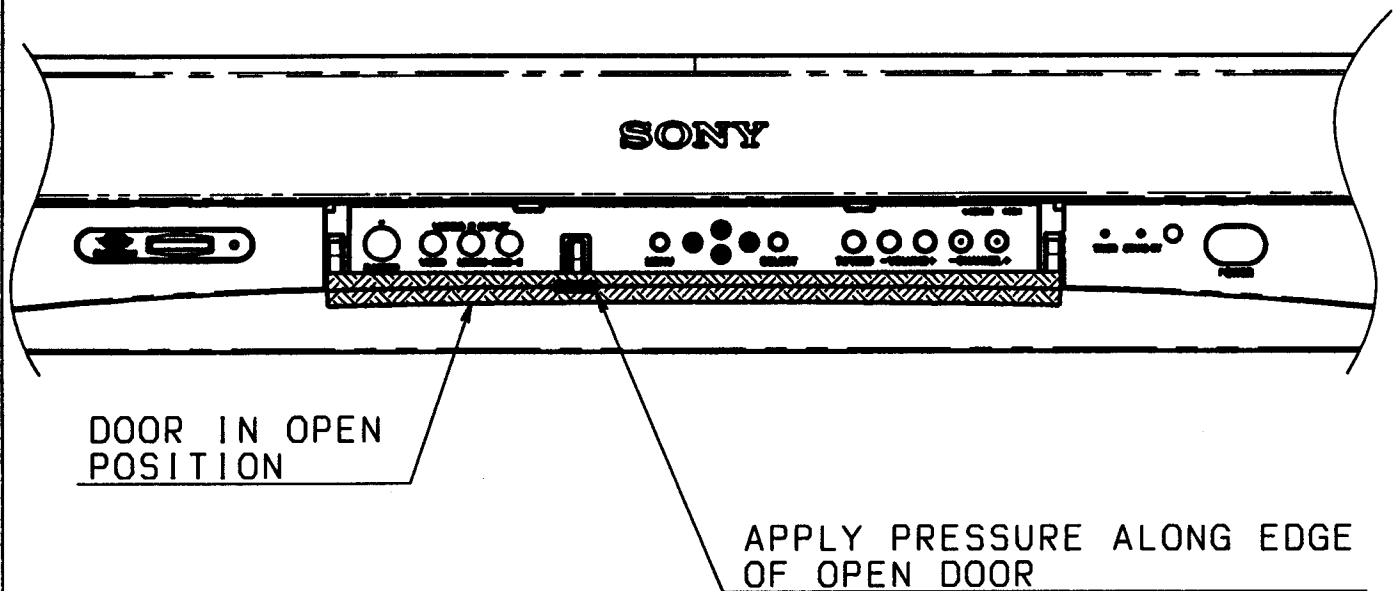


B-B

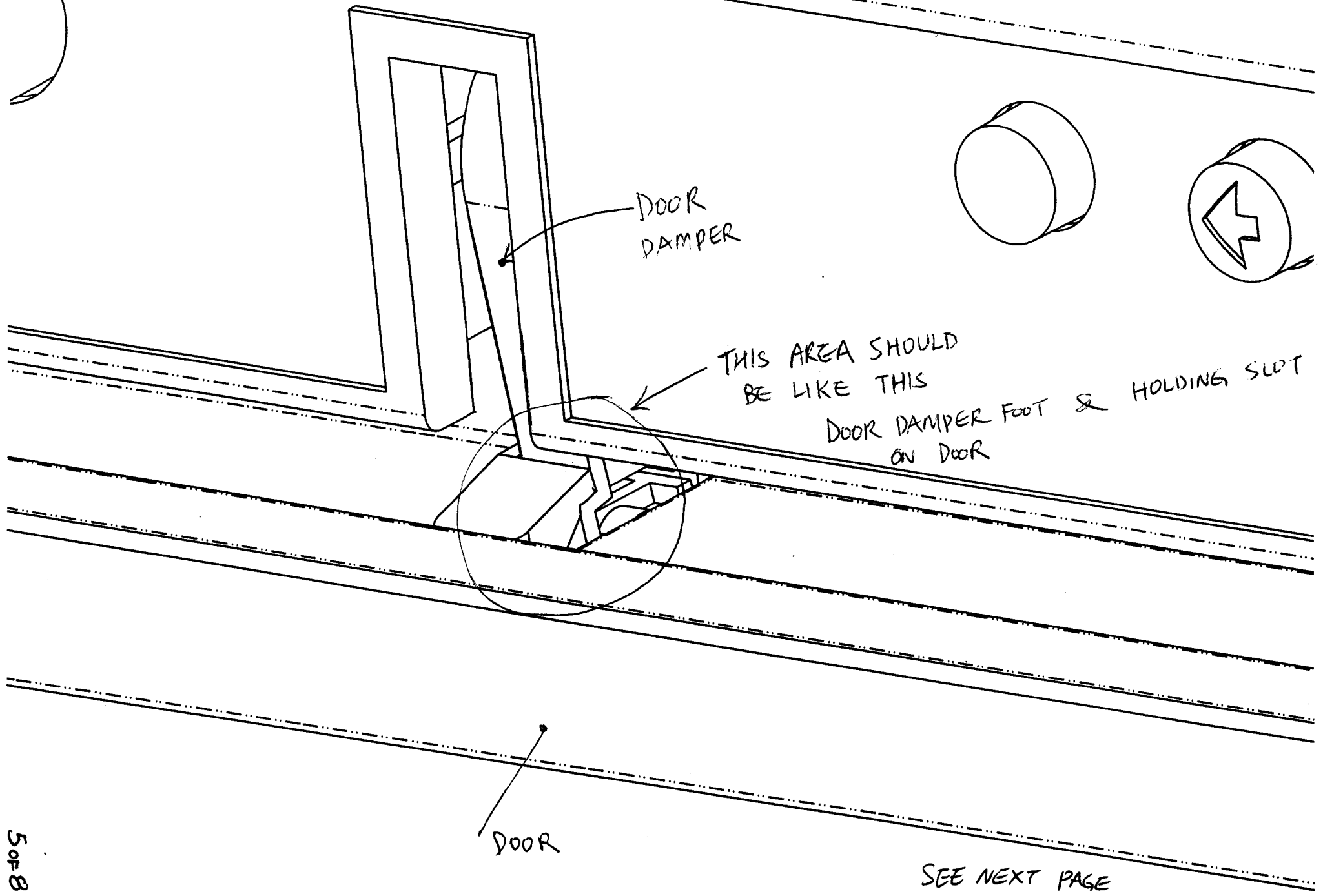
PUSH BOTH DOOR HINGES ONTO THE BEZNET'S DOOR PIVOTS. PUSH DOWN UNTIL YOU CAN HEAR THEM 'CLICK' INTO PLACE.

INSTALLATION OF HS DOOR

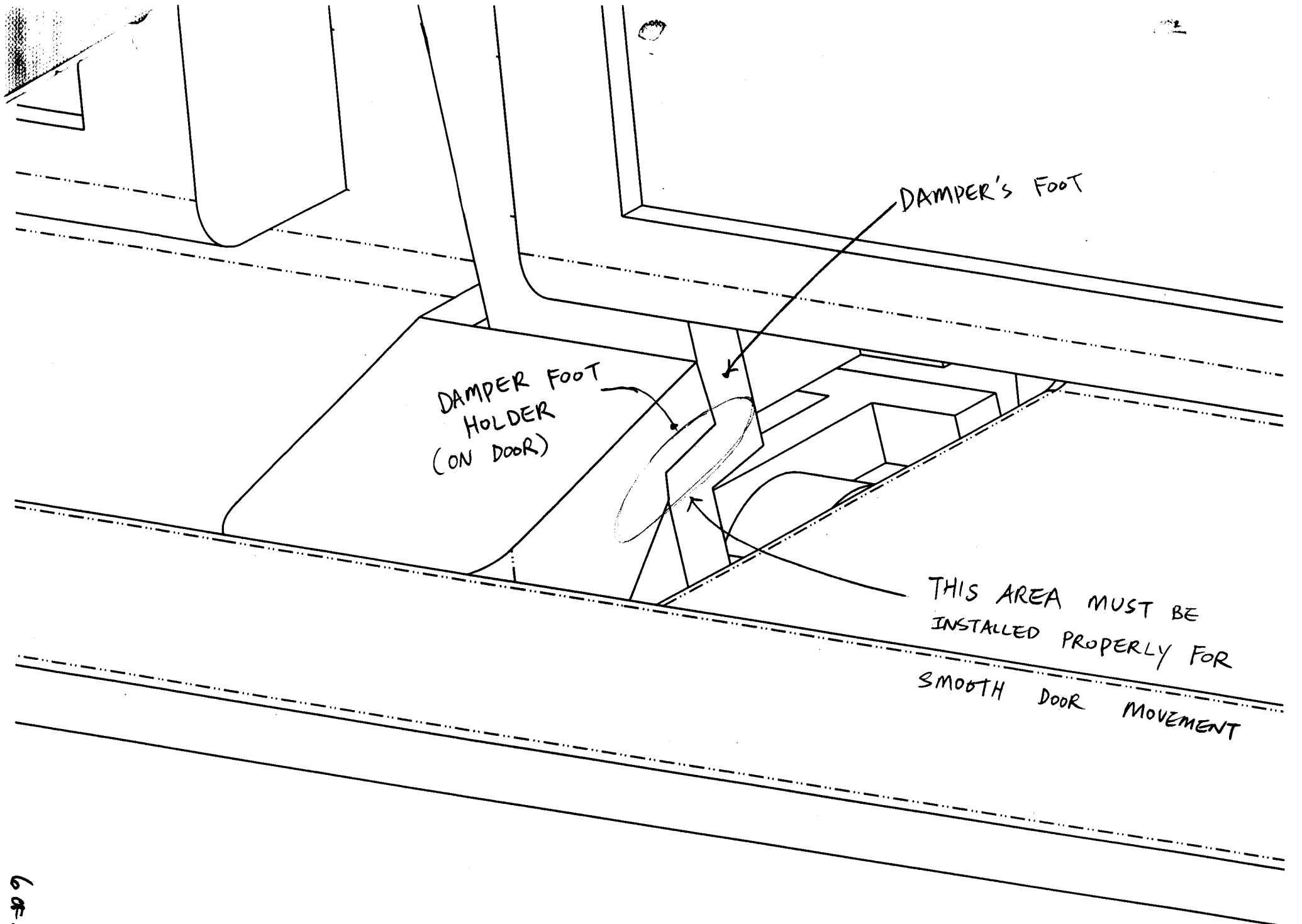
STEP ⑤



TO ENGAGE THE DOOR DAMPER INTO THE DOOR, PUSH FORWARD WHILE PUSHING UP AT THE SAME TIME. DO THIS UNTIL THERE IS A 'CLICK' HEARD FROM THE DAMPER FOOT BEING SEATED INTO THE DOOR.



SEE NEXT PAGE



DAMPER'S FOOT

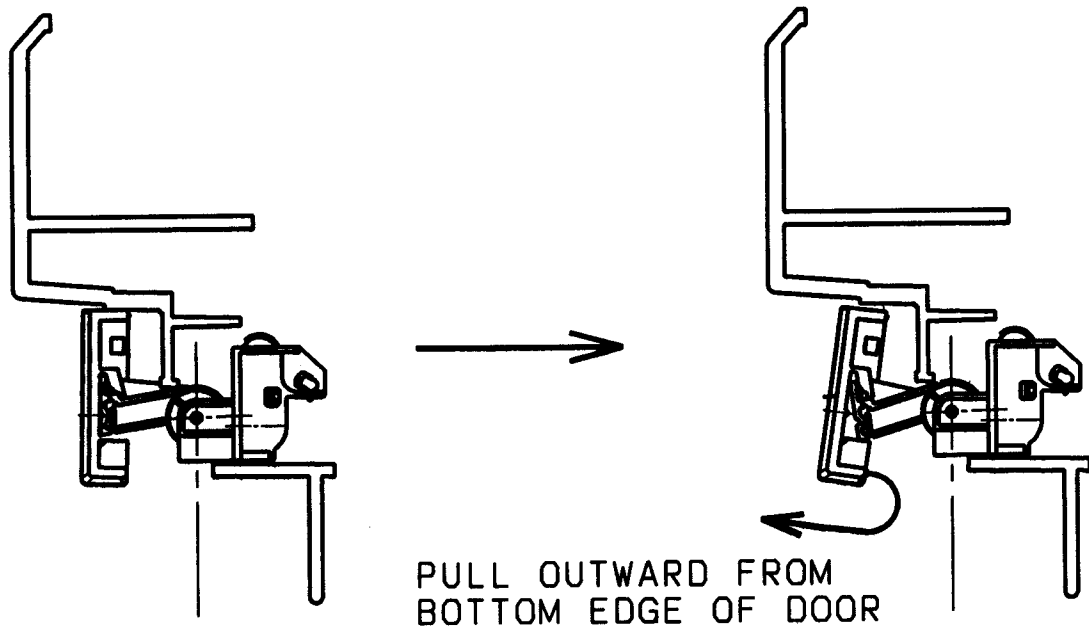
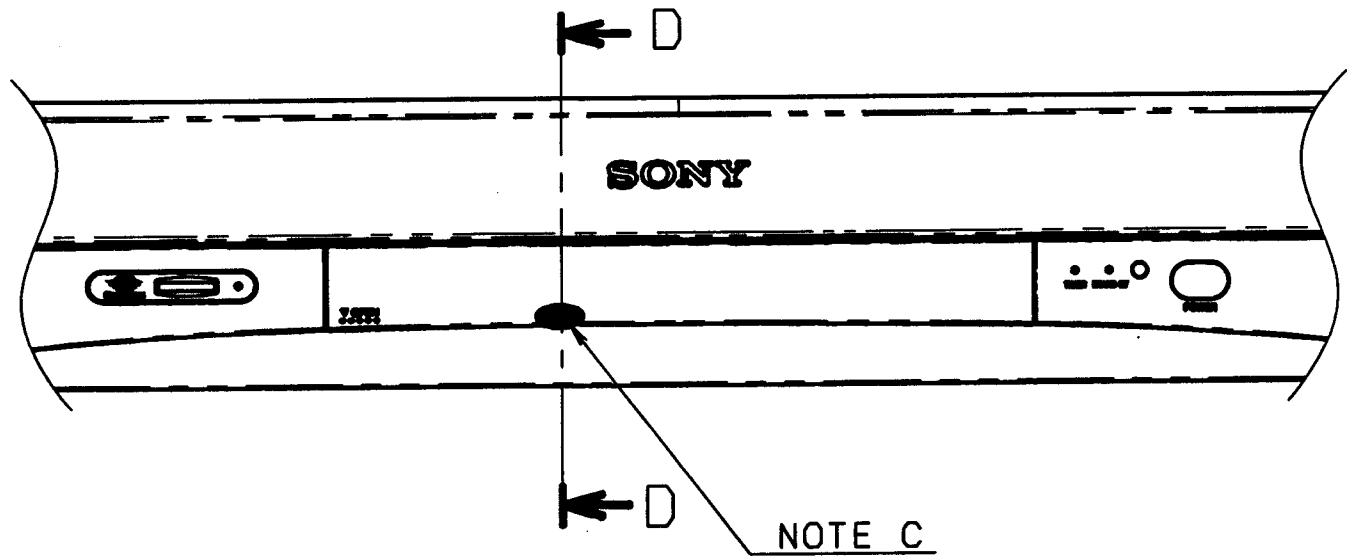
DAMPER FOOT
HOLDER
(ON DOOR)

THIS AREA MUST BE
INSTALLED PROPERLY FOR
SMOOTH DOOR MOVEMENT

6-4-8

DISASSEMBLY OF HS DOOR

STEP ①



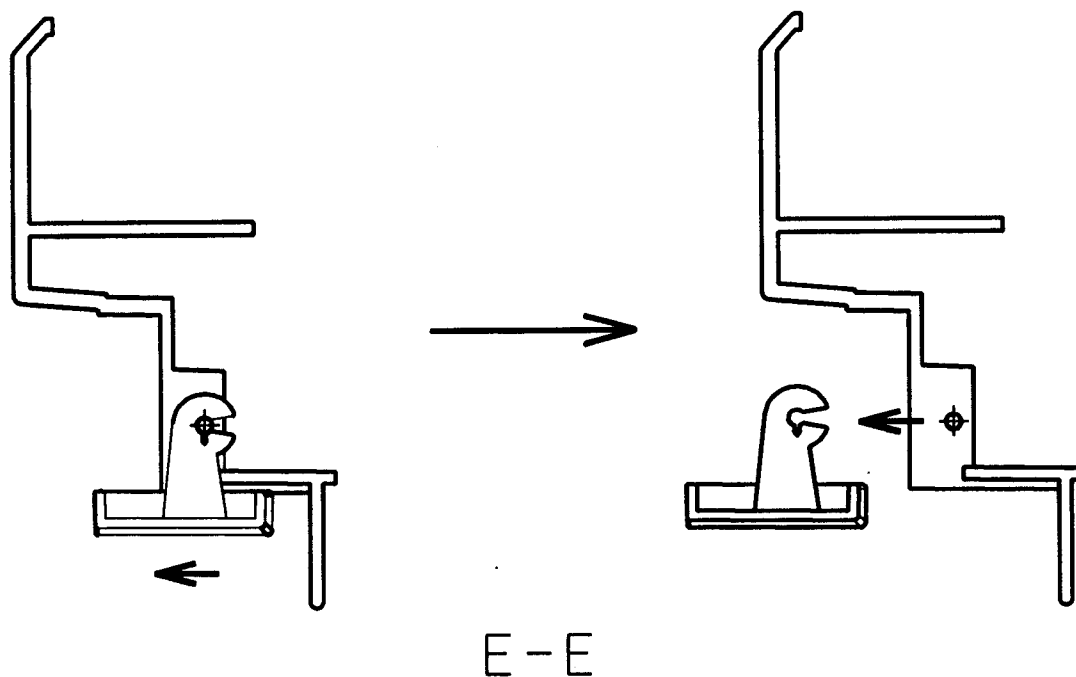
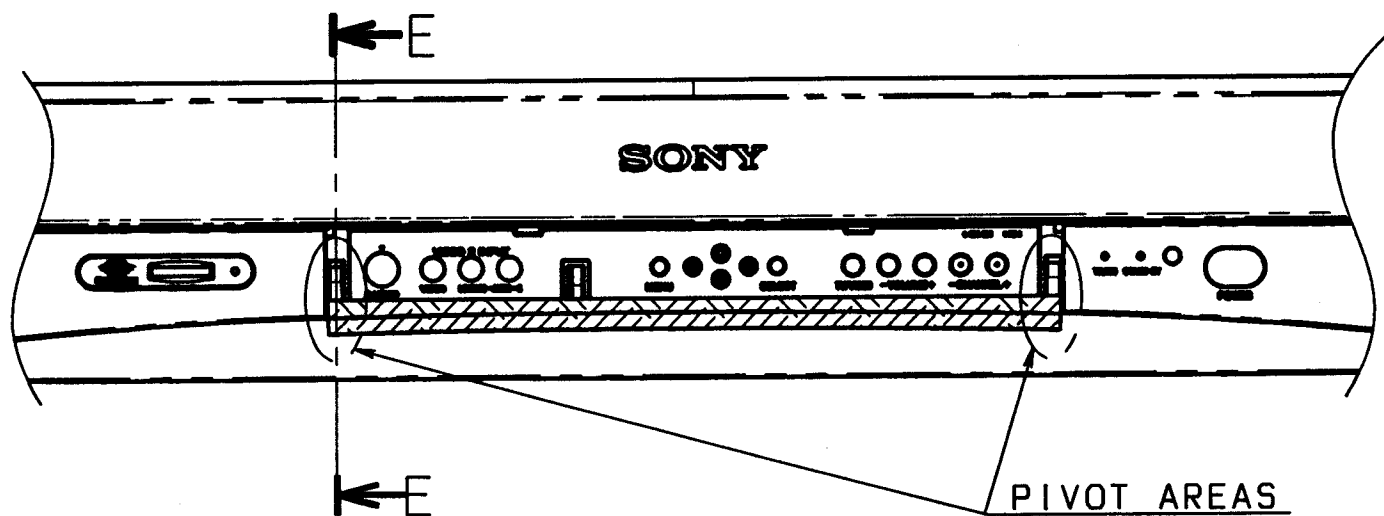
D-D

NOTE C:

WHEN DOOR IS IN THE CLOSED POSITION, PULL AT HATCHED (SEE ABOVE ILLUSTRATION) AREA FORWARD. PULL LIGHTLY UNTIL A 'CLICK' SOUND IS HEARD. THIS WILL MEAN THAT THE DOOR HAS BEEN SEPARATED FROM THE DOOR DAMPER.

DISASSEMBLY OF HS DOOR

STEP ②



- OPEN DOOR.
- PULL DOOR HINGE AREAS FORWARD (AWAY FROM BEZNET) TO RELEASE DOOR.

In an effort to reduce the size of this pdf file the tiled schematics are not attached to this Service Manual. To receive a complete set of the tiled schematics for this manual please submit a request to Nita Wardlaw at nita.wardlaw@am.sony.com.

SERVICE MANUAL

DA-4 CHASSIS

<u>MODEL NAME</u>	<u>REMOTE COMMANDER</u>	<u>DESTINATION</u>	<u>CHASSIS NO.</u>
KV-32HS500	RM-Y186	US	SCC-S66A-A
KV-32HS500	RM-Y186	CND	SCC-S70A-A
KV-32HV600	RM-Y187	US	SCC-S66B-A
KV-34DRC500	RM-Y186	LATIN NORTH	SCC-S71A-A
KV-34DRC500	RM-Y186	LATIN SOUTH	SCC-S71B-A
KV-34XBR800	RM-Y188	US	SCC-S66F-A
KV-34XBR800	RM-Y188	CND	SCC-S70D-A
KV-36HS500	RM-Y186	US	SCC-S66C-A
KV-36HS500	RM-Y186	CND	SCC-S70B-A
KV-36HS500	RM-Y186	HAWAII	SCC-S69B-A
KV-36XBR800	RM-Y187	US	SCC-S66D-A
KV-36XBR800	RM-Y187	CND	SCC-S70C-A
KV-36XBR800	RM-Y187	HAWAII	SCC-S69C-A
KV-38DRC500	RM-Y186	LATIN NORTH	SCC-S71C-A
KV-38DRC500	RM-Y186	LATIN SOUTH	SCC-S71D-A
KV-40XBR800	RM-Y187	US	SCC-S66E-A
KV-40XBR800	RM-Y187	CND	SCC-S70E-A
KV-40XBR800	RM-Y187	HAWAII	SCC-S69A-A
KV-42DRC800	RM-Y187	LATIN NORTH	SCC-S71E-A

CORRECTION - 1

SUBJECT: M BOARD P/N CORRECTED ON
PARTS LIST

Correct the service manual as shown.
File this Correction with the service manual.

SECTION 7: ELECTRICAL PARTS LIST (Page 295)

TRINITRON® COLOR TELEVISION
SONY®

 : Corrected Item

SECTION 7: ELECTRICAL PARTS LIST (Page 295)

INCORRECT

CORRECT

REF. NO.	PART NO.	DESCRIPTION	REF. NO.	PART NO.	DESCRIPTION
	A-1401-253-A	M BOARD (VAR), MOUNTED		A-1300-320-A	M BOARD, COMPLETE